



STATE OF WISCONSIN
Legislative Audit Bureau
NONPARTISAN • INDEPENDENT • ACCURATE

Report 23-9
June 2023

Wisconsin Lottery

Fiscal Year 2021-22



Joint Legislative Audit Committee Members

Senate Members:

Eric Wimberger, Co-chairperson
Jesse James
Howard Marklein
Dianne Hesselbein
Tim Carpenter

Assembly Members:

Robert Wittke, Co-chairperson
John Macco
Mark Born
Francesca Hong
Ryan Clancy

Wisconsin Lottery

Fiscal Year 2021-22



STATE OF WISCONSIN

Legislative Audit Bureau

NONPARTISAN • INDEPENDENT • ACCURATE

Report 23-9
June 2023

Legislative Audit Bureau

State Auditor
Joe Chrisman

**Financial Audit
Director**
Sherry Haakenson

Team Leader
Chloe Zhang

Auditors
Haley Marks
Matthew Owensby
Alexis Strong

**Publications Designer
and Editor**
Susan Skowronski

The Legislative Audit Bureau supports the Legislature in its oversight of Wisconsin government and its promotion of efficient and effective state operations by providing nonpartisan, independent, accurate, and timely audits and evaluations of public finances and the management of public programs. Bureau reports typically contain reviews of financial transactions, analyses of agency performance or public policy issues, conclusions regarding the causes of problems found, and recommendations for improvement.

Reports are submitted to the Joint Legislative Audit Committee and made available to other committees of the Legislature and to the public. The Audit Committee may arrange public hearings on the issues identified in a report and may introduce legislation in response to the audit recommendations. However, the findings, conclusions, and recommendations in the report are those of the Legislative Audit Bureau.

The Bureau accepts confidential tips about fraud, waste, and mismanagement in any Wisconsin state agency or program through its hotline at 1-877-FRAUD-17.

For more information, visit www.legis.wisconsin.gov/lab.

Contents

Letter of Transmittal	1
Introduction	3
Wisconsin Lottery Ticket Sales	3
Wisconsin Lottery Operating Expenses	4
Property Tax Relief	5
Statutory Requirements	6
Audit Opinion	11
Management's Discussion and Analysis	17
Financial Statements	29
Statement of Net Position as of June 30, 2022, and June 30, 2021	30
Statement of Revenues, Expenses, and Changes in Net Position for the Years Ended June 30, 2022, and June 30, 2021	31
Statement of Cash Flows for the Years Ended June 30, 2022, and June 30, 2021	32
Notes to the Financial Statements	35
Supplementary Schedules	57
Schedule 1—Statutorily Defined Lottery Administrative Expenses for the Years Ended June 30, 2022, June 30, 2021, and June 30, 2020	58
Schedule 2—Summary of Prize Expenses for the Years Ended June 30, 2018, through June 30, 2022	59
Auditor's Report	61
Response	
From the Department of Revenue	



STATE OF WISCONSIN

Legislative Audit Bureau

Joe Chrisman
State Auditor

22 East Mifflin Street, Suite 500
Madison, Wisconsin 53703

Main: (608) 266-2818
Hotline: 1-877-FRAUD-17

www.legis.wisconsin.gov/lab
AskLAB@legis.wisconsin.gov

June 29, 2023

Senator Eric Wimberger and
Representative Robert Wittke, Co-chairpersons
Joint Legislative Audit Committee
State Capitol
Madison, Wisconsin 53702

Dear Senator Wimberger and Representative Wittke:

As required by s. 13.94 (1) (em), Wis. Stats., we have completed a financial audit of the Wisconsin Lottery, which is administered by the Wisconsin Department of Revenue (DOR). We have provided an unmodified opinion on the Wisconsin Lottery's financial statements as of and for the years ended June 30, 2022, and June 30, 2021.

Wisconsin Lottery ticket sales decreased from \$894.5 million in fiscal year (FY) 2020-21 to \$887.8 million in FY 2021-22, or by 0.7 percent. This decrease is the result of reduced sales for lotto games. As ticket sales decrease, Wisconsin Lottery expenses also decrease. Operating expenses decreased from \$665.1 million in FY 2020-21 to \$661.7 million in FY 2021-22, or by 0.5 percent.

2021 Wisconsin Act 58, the 2021-23 Biennial Budget Act, provided the Wisconsin Lottery with general purpose revenue (GPR) of \$72.9 million in FY 2021-22 for retailer compensation and vendor fees. This compared to \$73.1 million provided during FY 2020-21 as authorized by 2019 Wisconsin Act 9, the 2019-21 Biennial Budget Act, for retailer compensation, vendor fees, and certain operational costs.

The Wisconsin Constitution requires that net proceeds from the Wisconsin Lottery be used exclusively for property tax relief for Wisconsin residents. During FY 2021-22, net lottery proceeds used for property tax relief totaled \$340.2 million compared to \$236.3 million during FY 2020-21. The increase was primarily due to higher than anticipated ticket sales during FY 2020-21. In October 2022, the Wisconsin Department of Administration and the Legislature's Joint Committee on Finance authorized the use of \$319.9 million in net lottery proceeds for the FY 2022-23 Lottery and Gaming Tax Credit.

We found that the Wisconsin Lottery did not file the statutorily required report to the Legislature for the quarter ended September 2022. We recommend DOR consistently file each statutorily required report in a timely manner.

The Independent Auditor's Report on Internal Control over Financial Reporting and on Compliance and Other Matters, which is required by *Government Auditing Standards*, begins on page 63.

A response from DOR follows our report.

Respectfully submitted,

A handwritten signature in black ink, appearing to read 'Joe Chrisman'.

Joe Chrisman
State Auditor

JC/SH/ag

Introduction

The Wisconsin Lottery began operations in September 1988 after Wisconsin voters adopted a constitutional amendment in 1987 that allowed the Legislature to create a state lottery with net proceeds to be distributed for property tax relief. Since 1995, the Department of Revenue (DOR) has managed the Wisconsin Lottery. As required by s. 13.94 (1) (em), Wis. Stats., we have completed a financial audit of the Wisconsin Lottery and have provided an unmodified opinion on its financial statements as of and for the years ended June 30, 2022, and June 30, 2021. We reviewed ticket sales, operating expenses, balances related to Wisconsin Lottery's participation in the Multi-State Lottery Association (MUSL), property tax relief funded by net proceeds available from the Wisconsin Lottery, and compliance with selected statutory provisions.

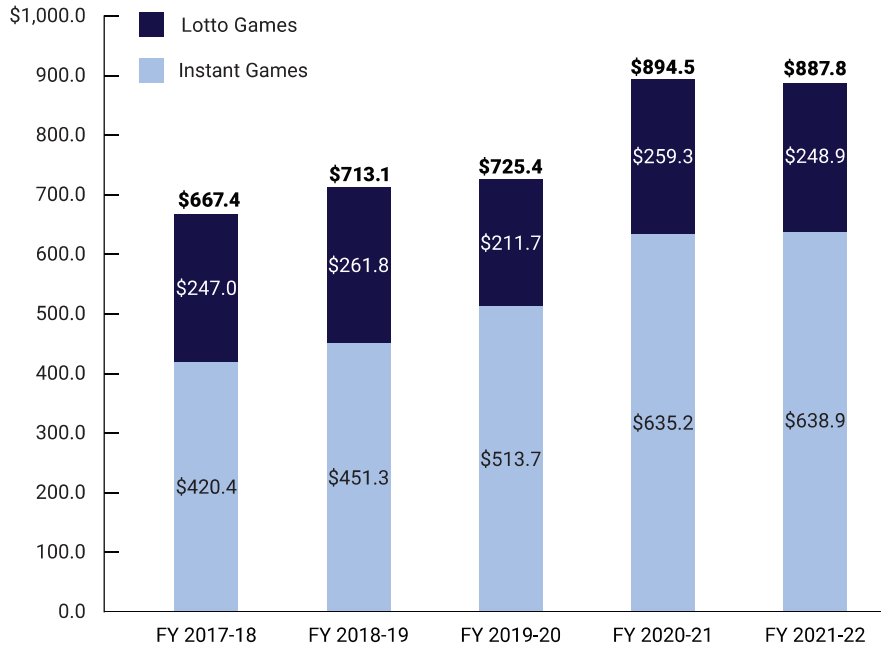
Wisconsin Lottery Ticket Sales

Ticket sales were \$887.8 million in FY 2021-22, which was a decrease of 0.7 percent from FY 2020-21.

As shown in Figure 1, the Wisconsin Lottery's ticket sales decreased from \$894.5 million in fiscal year (FY) 2020-21 to \$887.8 million in FY 2021-22, or by 0.7 percent. Sales of instant tickets, which are scratch-off and pull-tab tickets, increased by \$3.7 million, or 0.6 percent. Lotto ticket sales decreased by \$10.4 million, or 4.0 percent. This was primarily due to decreased Mega Millions ticket sales in FY 2021-22 as compared to FY 2020-21.

Figure 1

Wisconsin Lottery Ticket Sales
(in millions)



Wisconsin Lottery Operating Expenses

Operating expenses were \$661.7 million in FY 2021-22, or 0.5 percent less than in FY 2020-21.

The Wisconsin Lottery’s largest expenses are prizes and retailer compensation. Retailer compensation includes commissions and incentives that are paid to retailers to promote higher ticket sales. As shown in Table 1, the Wisconsin Lottery’s operating expenses decreased from \$665.1 million in FY 2020-21 to \$661.7 million in FY 2021-22, or by 0.5 percent, primarily because expenses for prizes decreased with overall ticket sales declines.

Game development and production expenses include donated prize expense, instant game ticket printing costs, and instant and lotto vendor services, which consist of payments to IGT Global Solutions Corporation (IGT). IGT provides an integrated gaming computer system to account for instant and lotto game activity and to network with retailer terminals. Game development and production expenses generally fluctuate based on changes in ticket sales. The Wisconsin Lottery paid IGT approximately \$23.1 million in FY 2020-21 and \$24.1 million in FY 2021-22. Payments to IGT increased in FY 2021-22 despite a decrease in overall ticket sales, primarily due to Wisconsin Lottery purchases of new retailer equipment.

Table 1

Wisconsin Lottery Operating Expenses
(in millions)

Operating Expense Type	FY 2017-18	FY 2018-19	FY 2019-20	FY 2020-21	FY 2021-22
Prize Expenses	\$404.4	\$431.9	\$453.5	\$559.7	\$557.1
Retailer Compensation	46.5	49.7	50.9	62.8	59.7
Game Development and Production	19.7	20.2	21.5	25.5	27.0
Product Information	8.5	8.5	8.4	8.4	8.5
Other ¹	8.1	10.5	8.6	8.7	9.4
Total	\$487.2	\$520.8	\$542.9	\$665.1	\$661.7

¹ Includes salaries and fringe benefits, supplies and services, and depreciation.

In FY 2021-22, the Wisconsin Lottery spent \$8.5 million to provide information about its products.

The Wisconsin Constitution prohibits public funds or revenues derived from lottery operations from being spent for promotional advertising and requires that any advertising provide only information about the prize structures and chances of winning. The Wisconsin Lottery's annual product information budget, which is established through the State's biennial budget, was unchanged at \$8.5 million from FY 2020-21 to FY 2021-22. The Wisconsin Lottery spent \$8.5 million to provide information about its products in FY 2021-22.

Property Tax Relief

The Wisconsin Constitution requires that net proceeds available from the Wisconsin Lottery be used exclusively for property tax relief. The proceeds are largely distributed to owners of primary residences in Wisconsin through the Lottery and Gaming Tax Credit. The total amount distributed for property tax relief is authorized early in the fiscal year and is based on an estimate of proceeds that will be available for distribution. Property tax relief is lower in years where fewer proceeds are anticipated to be available for distribution and is higher in years where more proceeds are anticipated to be available for distribution.

During FY 2021-22, the Wisconsin Lottery received GPR totaling \$72.9 million to fund retailer compensation and vendor expenses.

2021 Wisconsin Act 58, the 2021-23 Biennial Budget Act, provided the Wisconsin Lottery with general purpose revenue (GPR) of \$72.9 million in FY 2021-22 for retailer compensation and vendor fees. This compared to \$73.1 million provided during FY 2020-21 as authorized by 2019 Wisconsin Act 9, the 2019-21 Biennial Budget Act, for retailer compensation, vendor fees, and certain operational costs.

The provision of GPR funding increased net lottery proceeds available for the Lottery and Gaming Tax Credit in FY 2020-21 and FY 2021-22. As shown in Table 2, the net lottery proceeds used to fund the Lottery and Gaming Tax Credit increased from \$236.3 million in FY 2020-21 to

\$340.2 million in FY 2021-22, or by 44.0 percent, primarily due to higher than anticipated ticket sales during FY 2020-21.

Table 2

Property Tax Relief¹
(in millions)

Fiscal Year	Lottery and Gaming Tax Credit
2017-18	\$ 170.3
2018-19	234.9
2019-20	270.4
2020-21	236.3
2021-22	340.2
Total	\$1,252.1

¹ Property tax relief is funded by net lottery proceeds from the Wisconsin Lottery and by transfers from other gaming-related appropriations, including racing operations.

From its inception in 1988 through FY 2021-22, the Wisconsin Lottery has provided \$5.4 billion in property tax relief.

In October 2022, the Department of Administration and the Legislature's Joint Committee on Finance authorized the use of \$319.9 million in net lottery proceeds for the FY 2022-23 Lottery and Gaming Tax Credit. From its inception in 1988 through FY 2021-22, the Wisconsin Lottery has provided \$5.4 billion in property tax relief.

Statutory Requirements

Wisconsin Statutes impose limitations on certain types of lottery expenses. For example, s. 25.75 (3) (a), Wis. Stats., requires that at least 50 percent of lottery ticket sales be used as prize payments to players. From FY 2017-18 through FY 2021-22, the Wisconsin Lottery's prize expenses exceeded 50 percent of ticket sales in compliance with the statutory requirement, as shown in Table 3. Prize expenses fluctuated because of changes in the types of games offered and played. Lotto game prize payments, which are dependent on jackpot amounts and the frequency of winners claiming prizes, tend to fluctuate more than payments for instant games.

Table 3

Prize Expenses as a Percentage of Ticket Sales¹

Fiscal Year	Prize Expenses (in millions)	Ticket Sales (in millions)	Prize Expenses as a Percentage of Ticket Sales
2017-18	\$404.4	\$667.4	60.6%
2018-19	431.9	713.1	60.6
2019-20	453.5	725.4	62.5
2020-21	559.7	894.5	62.6
2021-22	557.1	887.8	62.8

¹ Section 25.75 (3) (a), Wis. Stats., requires that at least 50 percent of lottery ticket sales be used as prize payments to players.

***The Wisconsin Lottery's
administrative expenses
were below the statutory
limit from FY 2017-18
through FY 2021-22.***

Section 25.75 (3) (b), Wis. Stats., provides that certain administrative expenses may not exceed 10 percent of gross lottery revenues. Gross lottery revenues for this calculation are statutorily defined to consist of instant and lotto ticket sales and retailer fees. Statutory administrative expenses include most expenses and transfers, except prize payments; retailer compensation; transfers to property tax relief; and transfers to the Wisconsin Department of Justice for lottery-related law enforcement activities. As shown in Table 4, the Wisconsin Lottery's administrative expenses remained below the statutory limit from FY 2017-18 through FY 2021-22.

Table 4

Administrative Expenses as a Percentage of Lottery Revenues¹

Fiscal Year	Statutorily Defined Administrative Expenses (in millions)	Lottery Revenues ² (in millions)	Percentage of Lottery Revenues
2017-18	\$37.0	\$667.5	5.5%
2018-19	40.2	713.2	5.6
2019-20	39.1	725.5	5.4
2020-21	43.2	894.6	4.8
2021-22	45.7	887.9	5.2

¹ Section 25.75 (3) (b), Wis. Stats., provides that certain administrative expenses may not exceed 10 percent of gross lottery revenues.

² Lottery revenues include instant and lotto ticket sales and retailer fees.

8 › INTRODUCTION

In FY 2021-22, the Wisconsin Lottery spent \$53.6 million on basic commissions to retailers that sell lottery tickets.

Statutes establish maximum compensation rates for basic commissions and performance program payments to retailers that sell lottery tickets. Basic commission rates, as established in s. 565.10 (14) (b), Wis. Stats., are currently 5.5 percent of the retail price for lotto tickets and 6.25 percent for instant tickets. The Wisconsin Lottery spent \$53.6 million on basic commissions in FY 2021-22, of which \$52.1 million was funded by GPR.

In FY 2021-22, the Wisconsin Lottery spent \$5.9 million on Retailer Performance Program payments.

In addition, s. 565.02 (4) (g), Wis. Stats., authorizes a performance program to provide incentives to retailers and requires that payments not exceed 1.0 percent of gross revenues from the sale of lottery tickets. Table 5 shows the Wisconsin Lottery’s performance program payments did not exceed 1.0 percent of gross revenues from the sale of lottery tickets from FY 2017-18 through FY 2021-22. In FY 2021-22, the Wisconsin Lottery spent \$5.9 million on Retailer Performance Program payments.

Table 5

Retailer Performance Program Payments as a Percentage of Ticket Sales¹

Fiscal Year	Retailer Performance Program Payments (in millions)	Ticket Sales (in millions)	Payments as a Percentage of Ticket Sales
2017-18	\$6.5	\$667.4	1.0%
2018-19	6.9	713.1	1.0
2019-20	7.0	725.4	1.0
2020-21	8.8	894.5	1.0
2021-22	5.9	887.8	0.7

¹ Section 565.02 (4) (g), Wis. Stats., authorizes a performance program to provide incentives to retailers and requires that payments not exceed 1.0 percent of gross revenues from the sale of lottery tickets.

The Retailer Performance Program includes sales incentives for retailers that increase ticket sales, a bonus for retailers that sell winning tickets, and short-term incentives for retailers that meet specific goals during limited time periods. During FY 2021-22, performance payments for the sales incentives for increasing ticket sales accounted for 69.3 percent of the total incentive payments, winning ticket bonuses accounted for 23.9 percent, and short-term incentives accounted for 6.8 percent. There were seven short-term incentives during FY 2021-22. Total payments for each of the seven short-term incentives ranged from \$3,705 to \$191,350; and the number of retailers who participated in each of these short-term incentives ranged from 741 retailers to all retailers, which was 3,645 retailers as of June 30, 2022.

In addition to limitations on certain types of lottery expenses, Wisconsin Statutes prescribe various transfers to and from the Wisconsin Lottery. Unencumbered balances and related interest for the following appropriations are to be transferred to the Wisconsin Lottery at the end of the fiscal year:

- the appropriation for the Department of Health Services' compulsive gambling awareness campaigns, under s. 20.435 (5) (kg), Wis. Stats.;
- the appropriation for the Wisconsin Department of Justice's gaming law enforcement, under s. 20.455 (2) (g), Wis. Stats.; and
- the appropriations for general operations of the Department of Administration's Division of Gaming related to racing, under s. 20.505 (8) (g) Wis. Stats.

No unencumbered balances were available to be transferred to the Wisconsin Lottery in FY 2020-21 or FY 2021-22.

Under s. 565.37 (3), Wis. Stats., the Wisconsin Lottery is required to provide quarterly reporting to the Legislature on its operations. However, we found that the Wisconsin Lottery did not file the report for the quarter ended September 2022. DOR staff indicated that, due to staff turnover, information for the September 2022 quarter-end report was not compiled until December 2022.

The Wisconsin Lottery did not demonstrate that it fulfilled its statutory requirement to report to the Legislature for the quarter ended September 2022.

Although DOR staff indicated that data for both the quarter ended September 2022 and December 2022 were available in a separate document, the Wisconsin Lottery's report to the Legislature in January 2023 included information only for the quarter ended December 2022. The separate document was not distributed to all parties that would typically receive quarterly reports and, therefore, the Wisconsin Lottery did not demonstrate that it fulfilled its statutory requirement to report to the Legislature for the quarter ended September 2022. Subsequent to our raising this issue with DOR, information for the quarter ended September 2022 was submitted in June 2023.

Recommendation

We recommend the Department of Revenue consistently file each statutorily required report in a timely manner.

■ ■ ■ ■

Audit Opinion



STATE OF WISCONSIN
Legislative Audit Bureau

Joe Chrisman
State Auditor

22 East Mifflin Street, Suite 500
Madison, Wisconsin 53703

Main: (608) 266-2818
Hotline: 1-877-FRAUD-17

www.legis.wisconsin.gov/lab
AskLAB@legis.wisconsin.gov

**Independent Auditor's Report on the Financial Statements and
Other Reporting Required by *Government Auditing Standards***

Senator Eric Wimberger and
Representative Robert Wittke, Co-chairpersons
Joint Legislative Audit Committee

Mr. Peter Barca, Secretary
Department of Revenue

Ms. Cindy Polzin, Administrator
Division of Lottery
Department of Revenue

Report on the Audit of the Financial Statements

Opinions

We have audited the financial statements and the related notes of the Wisconsin Lottery, administered by the State of Wisconsin Department of Revenue (DOR), as of and for the years ended June 30, 2022, and June 30, 2021, as listed in the table of contents.

In our opinion, the accompanying financial statements referred to above present fairly, in all material respects, the financial position of the Wisconsin Lottery as of June 30, 2022, and June 30, 2021, and the respective changes in its financial position, and its cash flows thereof for the years then ended, in accordance with accounting principles generally accepted in the United States of America.

Basis for Opinions

We conducted our audit in accordance with auditing standards generally accepted in the United States of America and the standards applicable to financial audits contained in *Government Auditing Standards*, which is issued by the Comptroller General of the United States. Our responsibilities under those standards are further described in the Auditor's Responsibility for the Audit of the Financial Statements section of our report. We are required to be independent of DOR and to meet our other ethical responsibilities in accordance with the relevant ethical requirements relating to our audit. We believe that the audit evidence we have obtained is sufficient and appropriate to provide a basis for our audit opinions.

Emphasis of Matter

As discussed in Note 2A to the financial statements, the financial statements referred to in the first paragraph present only the Wisconsin Lottery and do not purport to, and do not, present fairly the financial position of the State of Wisconsin as of June 30, 2022, and June 30, 2021, the changes in its financial position or, where applicable, its cash flows for the year then ended, in accordance with accounting principles generally accepted in the United States of America. Our opinions are not modified with respect to this matter.

Responsibilities of Management for the Financial Statements

Management is responsible for the preparation and fair presentation of the financial statements in accordance with accounting principles generally accepted in the United States of America, and for the design, implementation, and maintenance of internal control relevant to the preparation and fair presentation of financial statements that are free from material misstatement, whether due to fraud or error.

Auditor's Responsibility for the Audit of the Financial Statements

Our objectives are to obtain reasonable assurance about whether the financial statements as a whole are free from material misstatement, whether due to fraud or error, and to issue an auditor's report that includes our opinions. Reasonable assurance is a high level of assurance but is not absolute assurance. Therefore, reasonable assurance is not a guarantee that an audit conducted in accordance with auditing standards generally accepted in the United States of America and *Government Auditing Standards* will always detect a material misstatement when it exists. The risk of not detecting a material misstatement resulting from fraud is higher than one resulting from error, as fraud may involve collusion, forgery, intentional omissions, misrepresentations, or the override of internal control. Misstatements are considered material if there is a substantial likelihood that, individually or in the aggregate, they would influence the judgement made by a reasonable user based on the financial statements.

In performing an audit in accordance with auditing standards generally accepted in the United States of America and *Government Auditing Standards*, we exercised professional judgement and maintained professional skepticism throughout the audit. We also identified and assessed the risks of material misstatement of the financial statements, whether due to fraud or error, and designed and performed audit procedures responsive to those risks. Such procedures include examining, on a test basis, evidence regarding the amounts and disclosures in the financial statements.

In addition, we obtained an understanding of internal control relevant to the audit in order to design audit procedures that were appropriate in the circumstances, but not for the purpose of expressing an opinion on the effectiveness of DOR's internal control. Accordingly, no such opinion is expressed. We also evaluated the appropriateness of accounting policies used and the reasonableness of significant accounting estimates made by management, and evaluated the overall presentation of the financial statements.

We are required to communicate with those charged with governance regarding, among other matters, the planned scope and timing of the audit, significant audit findings, and certain internal control-related matters that we identified during the audit.

Required Supplementary Information

Accounting principles generally accepted in the United States of America require that the Management's Discussion and Analysis, on pages 17 through 27, be presented to supplement the financial statements. Such information, although not a part of the financial statements, is required by the Governmental Accounting Standards Board (GASB), which considers it to be essential for placing the financial statements in an appropriate operational, economic, or historical context. We have applied certain limited procedures to the required supplementary information in accordance with auditing standards generally accepted in the United States of America. These procedures consisted of inquiries of management about the methods of preparing the information and comparing the information for consistency with management's responses to our inquiries, the financial statements, and other knowledge we obtained during our audit of the financial statements. We do not express an opinion or provide any assurance on the information because the limited procedures do not provide us with sufficient evidence to express an opinion or provide any assurance.

Supplementary Information

Our audit was conducted for the purpose of forming an opinion on the financial statements of the Wisconsin Lottery. Schedules 1 and 2, on pages 58 and 59, respectively, are presented for purposes of additional analysis and are not a required part of the financial statements for the years ended

June 30, 2022, and June 30, 2021. Such information is the responsibility of management and was derived from and relates directly to the underlying accounting and other records used to prepare the financial statements. The information has been subjected to the auditing procedures applied in the audits of the financial statements and certain additional procedures, including comparing and reconciling such information directly to the underlying accounting and other records used to prepare the financial statements or to the financial statements themselves, and other additional procedures in accordance with auditing standards generally accepted in the United States of America. In our opinion, the information is fairly stated in all material respects in relation to the financial statements as a whole for the years ended June 30, 2022, and June 30, 2021.

We also previously audited, in accordance with auditing standards generally accepted in the United States of America and the standards applicable to financial audits contained in *Government Auditing Standards*, the financial statements of the Wisconsin Lottery as of and for the years ended June 30, 2020, June 30, 2019, and June 30, 2018 (not presented herein), and issued reports thereon dated June 28, 2021 (report 21-10), April 23, 2020 (report 20-4), and June 14, 2019 (report 19-10), which all contained unmodified opinions on the respective financial statements of the Wisconsin Lottery. In this report (report 23-9), Schedule 1 on page 58 (for the year ended June 30, 2020) and Schedule 2 on page 59 (for the years ended June 30, 2020, June 30, 2019, and June 30, 2018) are presented for purposes of additional analyses and are not a required part of the financial statements.

Such information is the responsibility of management and was derived from and relates directly to the underlying accounting and other records used to prepare the financial statements for the years ended June 30, 2020, June 30, 2019, and June 30, 2018. The information has been subjected to the auditing procedures applied in the audits of those financial statements and certain additional procedures, including comparing and reconciling such information directly to the underlying accounting and other records used to prepare those financial statements or to the financial statements themselves, and other additional procedures in accordance with auditing standards generally accepted in the United States of America. In our opinion, the information is fairly stated in all material respects in relation to the financial statements as a whole for the years ended June 30, 2020, June 30, 2019, and June 30, 2018.

Other Reporting Required by *Government Auditing Standards*

In accordance with *Government Auditing Standards*, we have also issued a report dated June 27, 2023, which begins on page 63, on our consideration of DOR's internal control over financial reporting; our testing of its compliance with certain provisions of laws, regulations, and contracts; and other matters. The purpose of that report is solely to describe the scope of our testing of internal control over financial reporting and compliance and the result of that testing, and not to provide an opinion on the effectiveness of DOR's internal control over financial reporting or on compliance. That report is an integral part of an audit performed in accordance with *Government Auditing Standards* and should be used in considering DOR's internal control over financial reporting and compliance.

LEGISLATIVE AUDIT BUREAU

Legislative Audit Bureau

June 27, 2023

Management's Discussion and Analysis

Prepared by Wisconsin Lottery Management

This section of the Wisconsin Lottery's (Lottery) financial statements provides the Management's Discussion and Analysis of the Lottery's financial performance for the fiscal years ended June 30, 2022, and June 30, 2021, with comparative information from the fiscal year ended June 30, 2020. This discussion should be read in conjunction with the accompanying financial statements and notes. The financial statements, notes, and this discussion are the responsibility of the Wisconsin Department of Revenue and Lottery management.

Financial Highlights

In 2020, the Department of Employee Trust Funds (ETF), which has program administration and oversight of postemployment benefits, determined that the Supplemental Health Insurance Conversion Credit (SHICC) program was an other postemployment benefits (OPEB) program. As such, the Lottery has recorded its proportionate share of the net OPEB asset as of June 30, 2022, of \$33,432 compared to June 30, 2021, of \$209,119 as a noncurrent asset. More detail can be found in Note 7 to the financial statements.

Operating Revenues/Program Expenses

The Lottery's operating revenues generated from all ticket sales were \$887.8 million in fiscal year (FY) 2021-22 compared to \$894.5 million in FY 2020-21, a decrease of \$6.7 million, or 0.7 percent. In FY 2021-22, instant tickets had another high year of annual sales in Lottery history; the overall increase of \$3.7 million, or 0.6 percent, can be attributed to the increased sales of specific price point tickets, including \$5, \$20, and \$30 tickets, which more than accounted for the decrease in the other price point tickets, and strong third and fourth quarters of instant games ticket sales. Lotto ticket sales decreased by \$10.4 million, or 4.0 percent, mainly due to lower sales compared to the prior fiscal year for the Mega Millions lotto game. However, there were large

jackpots in both Powerball and Megabucks in FY 2021-22. The highest Powerball jackpot was \$316.3 million won on January 5, 2022 (splitting a \$632.6 million jackpot with another winning ticket in California), and the sales for the last five draws leading up to that jackpot totaled over \$9.7 million. The highest Megabucks jackpot was \$5.2 million won on October 23, 2021, and sales for the last five draws leading up to that jackpot totaled \$1.0 million.

Program expenses for FY 2021-22 decreased \$4.0 million, or 0.6 percent, primarily due to decreased prize expense and retailer commissions and incentives for lotto games. Administrative expenses, including salaries, fringe benefits, and supplies, were \$8.7 million in FY 2020-21 compared to \$9.4 million in FY 2021-22, which equates to an 8.0 percent increase. Net income before transfers was \$225.9 million for FY 2021-22, compared to \$229.4 million in FY 2020-21 and \$184.3 million in FY 2019-20.

Total statutory administrative expenses were 5.2 percent of gross Lottery revenues in FY 2021-22, well below the statutory maximum of 10.0 percent as limited by s. 25.75 (3) (b), Wis. Stats. Total statutory administrative expenses, including administrative expenses reported in the financial statements, all program expenses except prizes and retailer compensation, and certain transfers out, were \$45.7 million in FY 2021-22, which was an increase of \$2.5 million compared to \$43.2 million in FY 2020-21.

Understanding the Financial Statements

The Wisconsin Constitution requires the Lottery to use its net proceeds from operations to provide property tax relief. The Lottery is considered an enterprise activity, a proprietary fund type that reports all the activity's assets and liabilities using the accrual basis of accounting, much like a private business entity.

This Management's Discussion and Analysis consists of comparative financial statements and explanatory notes to the financial statements and supplemental schedules. The financial statements are comprised of these three components:

- Statement of Net Position—provides detailed information regarding the nature and amount of the Lottery's assets, deferred outflows, liabilities, deferred inflows, and net position as of June 30, 2022, and June 30, 2021;
- Statement of Revenues, Expenses, and Changes in Net Position—reports the revenues and expenses incurred in relation to the sale of Lottery products and other non-gaming related activity for FY 2021-22 and FY 2020-21; and
- Statement of Cash Flows—outlines the cash inflows and outflows related to the sale of Lottery products and other business-related activities for FY 2021-22 and FY 2020-21.

The Lottery's financial position and financial health can be assessed by comparing the changes in:

- the components of assets and liabilities in the Statement of Net Position;

- income and expenses in the Statement of Revenues, Expenses, and Changes in Net Position; and
- the Statement of Cash Flows.

Overview of Financial Position

The Statement of Net Position provides detailed information regarding the Lottery's assets, deferred outflows, liabilities, deferred inflows, and net position at the end of FY 2021-22 and FY 2020-21.

Table A presents condensed data for the current fiscal year and two previous fiscal years. The relationship of assets and deferred outflows to liabilities and deferred inflows, and the resulting net position, are indicators of the Lottery's financial condition.

Table A

Statement of Net Position (in millions)

	June 30, 2022	Change	June 30, 2021	Change	June 30, 2020
Assets					
Investments	\$ 5.2	\$ (3.0)	\$ 8.2	\$ (3.7)	\$ 11.9
Capital Assets (net of accumulated depreciation)	0.1	0.0	0.1	0.0	0.1
Other Assets	113.7	(35.5)	149.2	54.1	95.1
Total Assets	119.0	(38.5)	157.5	50.4	107.1
Total Deferred Outflows of Resources	3.5	0.4	3.1	0.6	2.5
Liabilities					
Current Liabilities	65.5 ¹	7.5	58.0	(11.5)	69.5
Noncurrent Liabilities	3.4	(3.1)	6.5	(2.4)	8.9
Total Liabilities	68.9¹	4.4	64.5	(13.9)	78.4
Total Deferred Inflows of Resources	4.6	0.2	4.4	1.2	3.2
Net Position					
Invested in Capital Assets	0.1	0.0	0.1	0.0	0.1
Restricted for Pensions	0.3	(1.3)	1.6	0.7	0.9
Restricted for Other Postemployment Benefits	0.0	(0.2)	0.2	0.1	0.1
Restricted for MUSL Reserves	6.1	0.0	6.1	(0.3)	6.4
Restricted for Investment Fair Value Adjustment	0.2	(0.5)	0.7	(0.6)	1.3
Restricted for Property Tax Relief	42.3	(40.8)	83.1	63.9	19.2
Total Net Position	<u>\$49.0</u>	<u>\$(42.8)</u>	<u>\$91.8</u>	<u>\$63.8</u>	<u>\$28.0</u>

¹ Rounded up for integrity of totals

Assets

Lottery's assets consist primarily of cash and cash equivalents, investments for prize annuities, accounts receivable, Multi-State Lottery Association (MUSL) reserve accounts, and Due from Other State Programs.

As shown in Table A, total assets were \$119.0 million at the end of FY 2021-22, compared to \$157.5 million at the end of FY 2020-21, and \$107.1 million at the end of FY 2019-20. Cash and cash equivalents decreased by \$40.4 million in FY 2021-22, mainly due to the substantial increase in transfers out for property tax relief in FY 2021-2022. This puts FY 2021-22 cash and cash equivalents more in line with pre-FY 2020-21 values.

Liabilities

At the end of FY 2021-22, the Lottery's total liabilities were \$68.9 million, compared to \$64.5 million at the end of FY 2020-21, and \$78.4 million at the end of FY 2019-20.

Current liabilities consist primarily of accrued prizes payable, accounts payable due to suppliers, and annuity prizes payable. The FY 2021-22 increase was caused primarily by the increase in Prizes Payable of \$6.4 million and the increase in MUSL Payable of \$1.0 million, offset by smaller changes in other payables lines. The balance is consistent with prior years, and at the end of the year there were no large jackpot amounts payable.

Noncurrent liabilities consist primarily of annuity prizes payable more than a year beyond the date of the Statement of Net Position. Since 2007, no winners have chosen to receive their prize as an annuity. As a result, total Annuity Prizes Payable continues to decrease each year as existing annuitants receive their annual payments.

Net Position

At the end of FY 2021-22, the Lottery's total net position was \$49.0 million, a \$42.8 million decrease from the prior year. The FY 2021-22 change in net position was primarily due to a \$103.9 million increase in property tax relief and a \$3.5 million decrease in Net Income Before Transfers. Total net position at the end of FY 2020-21 was \$91.8 million, a \$63.8 million increase from FY 2019-20. Total net position was \$28.0 million at the end of FY 2019-20.

The Lottery's net position is generally restricted for property tax relief unless restricted for other uses. The Lottery's net position currently has five restrictions for uses other than property tax relief:

- amounts invested in capital assets;
- reserve accounts held by MUSL;
- unrealized gains or losses related to the change in the fair value of investments because investments have been purchased for the payment of annuity prizes payable and are generally held to maturity;

- restricted for pensions, which are amounts reserved for adjustments required by governmental accounting standards for Wisconsin Retirement System activity; and
- restricted for OPEB amounts, which are amounts reserved for adjustments required by governmental accounting standards for OPEB activity.

The Statement of Revenues, Expenses, and Changes in Net Position provides detailed information regarding the financial impact of the Lottery's operations for FY 2021-22 and FY 2020-21. Table B presents condensed data for the current fiscal year and two previous fiscal years.

Table B
Statement of Revenues, Expenses, and Changes in Net Position
(in millions)

	FY 2021-22	Change	FY 2020-21	Change	FY 2019-20
Revenues					
Operating Revenues:					
Ticket Sales	\$887.8	\$ (6.7)	\$894.5	\$169.1	\$725.4
Retailer Fees and Miscellaneous Revenue	0.2	(0.2)	0.4	0.2	0.2
Nonoperating Revenues:					
Investment Income (Loss)	(0.4)	0.0	(0.4)	(2.0)	1.6
Total Revenues	887.6	(6.9)	894.5	167.3	727.2
Expenses					
Program Expenses:					
Prize Expenses	557.1	(2.6)	559.7	106.2	453.5
Retailer Commissions and Incentives	59.7	(3.2)	62.9	12.0	50.9
Instant and Lotto Vendor Services	24.1	1.0	23.1	4.3	18.8
Other Game-Related Expenses	11.4	0.7	10.7	(0.4)	11.1
Administrative Expenses	9.4	0.7	8.7	0.1	8.6
Total Expenses	661.7	(3.4)	665.1	122.2	542.9
Net Income Before Transfers	225.9	(3.5)	229.4	45.1	184.3
Transfers					
Transfers In—General Fund	72.9	1.1	71.8	1.0	70.8
Transfers Out—Property Tax Relief	(340.2)	(103.9)	(236.3)	34.1	(270.4)
Transfers Out—Compulsive Gambling Programs	(0.4)	0.0	(0.4)	0.0	(0.4)
Transfers Out—Law Enforcement	(0.4)	0.0	(0.4)	0.0	(0.4)
Transfers Out—Lottery Credit Administration	(0.3)	(0.1)	(0.2)	0.0	(0.2)
Transfers Out—General Fund	(0.2)	(0.1)	(0.1)	0.0	(0.1)
Change in Net Position	<u>\$(42.7)</u>	<u>\$(106.5)</u>	<u>\$ 63.8</u>	<u>\$ 80.2</u>	<u>\$(16.4)</u>

Revenues

Operating revenues are generated almost entirely from ticket sales. The Lottery had \$887.8 million in ticket sales in FY 2021-22, \$894.5 million in FY 2020-21, and \$725.4 million in FY 2019-20.

Table C presents condensed data for the current fiscal year and two previous fiscal years, comparing ticket sales for each game category.

Table C

Wisconsin Lottery Ticket Sales (in millions)

	FY 2021-22	Change	FY 2020-21	Change	FY 2019-20
Instant Ticket Sales					
Scratch-off	\$637.8	\$ 3.1	\$634.7	\$121.7	\$513.0
Pull-tab	1.1	0.6	0.5	(0.2)	0.7
Total Instant Ticket Sales	638.9	3.7	635.2	121.5	513.7
Lotto Ticket Sales					
SuperCash!	23.0	(0.8)	23.8	0.2	23.6
Powerball	88.7	14.0	74.7	21.4	53.3
Wisconsin's Megabucks	15.5	3.5	12.0	(9.2)	21.2
Wisconsin's Megabucks EZ Match	2.1	0.3	1.8	(0.5)	2.3
Daily Pick 3	27.8	(1.1)	28.9	5.0	23.9
Daily Pick 4	19.1	0.5	18.6	3.8	14.8
Badger 5	22.9	(2.1)	25.0	1.5	23.5
Mega Millions	36.0	(22.4)	58.4	23.8	34.6
All or Nothing	12.8	(2.4)	15.2	1.2	14.0
Raffle Games	1.0	0.1	0.9	0.4	0.5
Total Lotto Ticket Sales	248.9	(10.4)	259.3	47.6	211.7
Total Ticket Sales	<u>\$887.8</u>	<u>\$(6.7)</u>	<u>\$894.5</u>	<u>\$169.1</u>	<u>\$725.4</u>

Total ticket sales decreased by \$6.7 million in FY 2021-22 compared to FY 2020-21, and increased by \$169.1 million in FY 2020-21 compared to FY 2019-20. Instant ticket sales increased by \$3.7 million in FY 2021-22 compared to FY 2020-21, and increased by \$121.5 million in FY 2020-21 compared to FY 2019-20. Lotto ticket sales decreased by \$10.4 million in FY 2021-22 compared to FY 2020-21, primarily due to decreased Mega Millions ticket sales in FY 2021-22. Lotto ticket sales increased by \$47.6 million in FY 2020-21 compared to FY 2019-20. Pull-tab ticket sales increased by \$0.6 million in FY 2021-22 compared to FY 2020-21, and decreased by \$0.2 million in FY 2020-21 compared to FY 2019-20.

Expenses

Lottery expenses consist of prize amounts, retailer commissions and incentives, fees paid to the Lottery's gaming system vendor (instant and lotto vendor services), other game-related expenses, and administrative expenses. In FY 2021-22, total operating expenses were \$661.7 million, a decrease of \$3.3 million compared to FY 2020-21 expenses of \$665.1 million, which was an increase of \$122.1 million compared to FY 2019-20 expenses of \$542.9 million. The fluctuation in expenses is primarily a result of changes in prize expense, which tend to follow changes in sales. Prizes are the Lottery's largest expense. Table D compares ticket prize expense for each lottery game category for the current fiscal year and two previous fiscal years.

Table D

Wisconsin Lottery Ticket Prize Expenses (in millions)

	FY 2021-22	Change	FY 2020-21	Change	FY 2019-20
Instant Prize Expense					
Scratch-off	\$433.7	\$ 0.6	\$433.1	\$ 86.2	\$346.9
Pull-tab	0.7	0.4	0.3	(0.2)	0.5
Super 2nd Chance ¹	0.3	0.0	0.3	0.1	0.2
Total Instant Prize Expense	434.7	1.0	433.7	86.1	347.6
Lotto Prize Expense					
SuperCash!	11.7	2.1	9.6	(2.6)	12.2
Powerball	42.6	5.6	37.0	11.5	25.5
Wisconsin's Megabucks	7.8	1.5	6.3	(4.9)	11.2
Wisconsin's Megabucks EZ Match	1.3	0.2	1.1	(0.3)	1.4
Daily Pick 3	12.6	(0.8)	13.4	1.7	11.7
Daily Pick 4	10.4	1.7	8.7	2.5	6.2
Badger 5	11.0	(1.0)	12.0	0.2	11.8
Mega Millions	17.4	(11.5)	28.9	11.8	17.1
All or Nothing	6.8	(1.5)	8.3	(0.1)	8.4
Raffle Games	0.5	0.1	0.4	0.2	0.2
Super 2nd Chance ¹	0.3	0.0	0.3	0.1	0.2
Total Lotto Prize Expense	122.4	(3.6)	126.0	20.1	105.9
Total Prize Expenses	<u>\$557.1</u>	<u>\$(2.6)</u>	<u>\$559.7</u>	<u>\$106.2</u>	<u>\$453.5</u>

¹ Super 2nd Chance prizes are awarded through drawings to players who send in non-winning instant scratch-off and lotto tickets. The prizes are funded from instant scratch-off and lotto ticket sales.

Chart A and Chart B compare ticket sales and prize expense for each lottery game category, lotto and instant games, respectively, for the current fiscal year and two previous fiscal years. This is the same data that was shown in Table C and Table D presented by game category in another format.

Chart A

Lotto Ticket Sales and Prize Expense
(in millions)

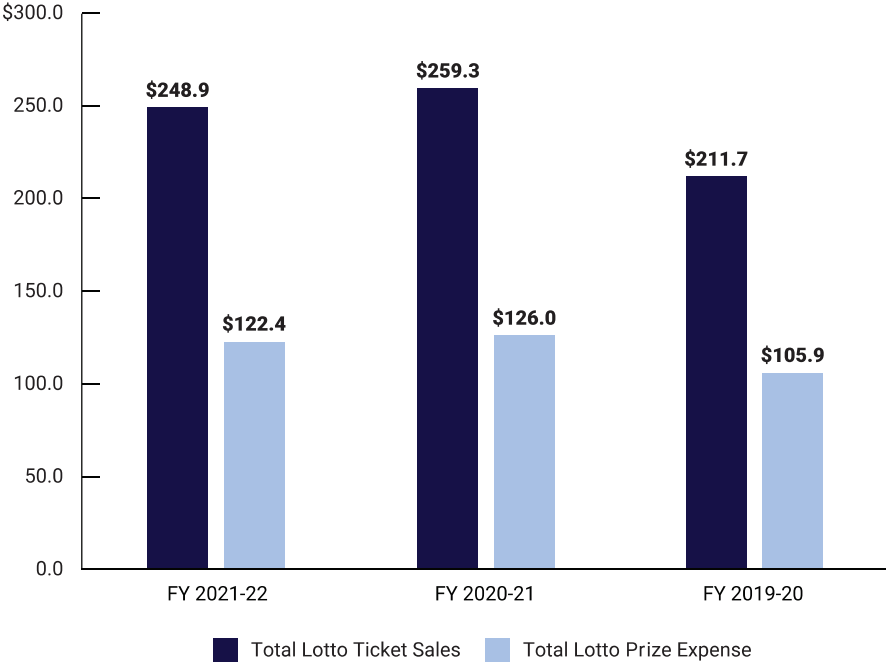
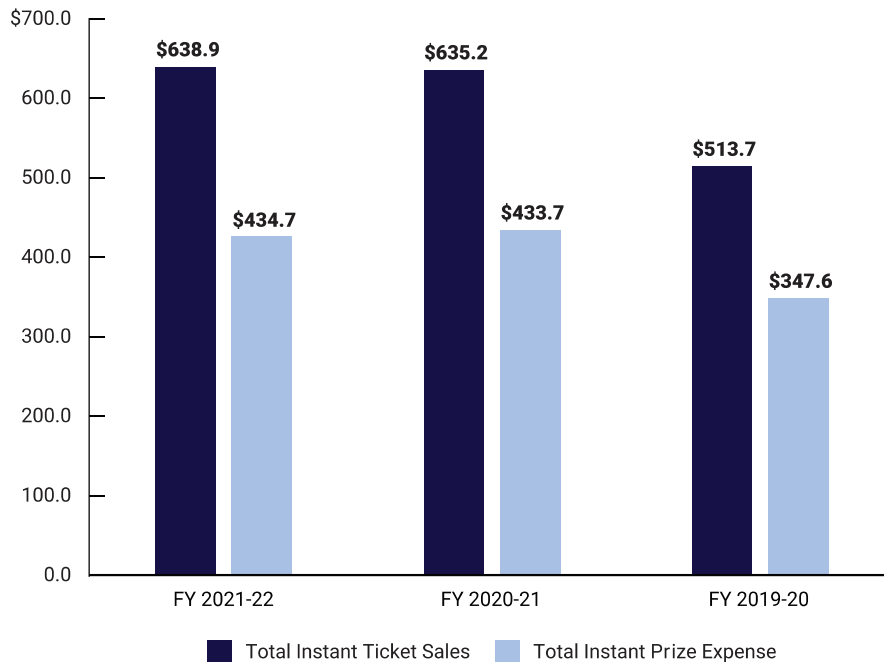


Chart B

Instant Ticket Sales and Prize Expense
(in millions)



Generally, prize expenses are a function of ticket sales. Higher ticket sales result in higher prize expense, while lower sales result in lower prize expense. However, the change in prize expense is not always perfectly proportional to sales. Each individual game has a unique prize structure. As sales shift among the games being offered, prize expenses can fluctuate more or less than would be expected based on the change in sales. In FY 2021-22, ticket sales across all games decreased by \$6.7 million, while prize expense decreased by \$2.6 million. While overall ticket sales decreased, instant ticket sales increased. Since the instant tickets have a higher overall payout percentage, prize expenses remained proportionally higher. Lotto ticket sales and the corresponding prize expenses decreased by 4.0 percent and 2.9 percent, respectively, in FY 2021-22; instant ticket sales increased by 0.6 percent and the corresponding instant ticket prize expense increased by 0.2 percent. In FY 2020-21, ticket sales increased by \$169.1 million, while prize expense increased by \$106.2 million. Schedule 2, on page 59, shows a multi-year summary of ticket sales and their related prize expenses.

Since retailer commissions and incentives expenses are a function of sales, they typically rise and fall with sales. In FY 2021-22, retailers were paid \$59.7 million in commissions and incentives, down \$3.2 million from the \$62.9 million paid in FY 2020-21. In FY 2020-21, retailer commissions and incentives were \$50.9 million.

The Lottery contracts with IGT Global Solutions Corporation (IGT) for an integrated gaming computer system and services (instant and lotto vendor services). The initial terms of this seven-year contract, from the operational start date of May 14, 2017,

requires the Lottery to pay IGT 2.58 percent of weekly net sales. This contract is eligible for up to three one-year renewals. The contract requires IGT to provide:

- a lottery gaming system;
- seventy percent of instant scratch-off ticket printing;
- distribution services;
- warehousing facility and services;
- telemarketing services; and
- a hot-site backup.

In FY 2021-22, payments to IGT were \$24.1 million, compared to \$23.1 million in FY 2020-21 and \$18.8 million in FY 2019-20.

Net Income and Transfer for Property Tax Relief

Net income before transfers was \$225.9 million in FY 2021-22, down from \$229.4 million in FY 2020-21. Net income before transfers was \$184.3 million in FY 2019-20.

As shown in Table B, the property tax relief amount transferred out differs from net income. This is because the transfers occur before the end of the fiscal year and are based on an estimate of the total funds that will be available for distribution. The transfers out for property tax relief increased by \$103.9 million, or by 44.0 percent, during FY 2021-22, after decreasing by \$34.1 million, or 12.6 percent, during FY 2020-21.

Factors Impacting Future Results

The Lottery's success is dependent on its ability to effectively gauge the market for its products. It regularly changes its product offerings, responding to consumer preferences. The Lottery is engaged in a long-term growth strategy in meeting the consumer demand with lotto games and introducing new instant ticket sales. Consideration is being given to adding a new lotto game(s) in the near future. As new instant scratch-off games with higher price points are added to meet consumer demand, that demand continues to build. While the Lottery makes every effort to ensure the success of its products, overall sales are adversely affected if the Lottery misjudges the market.

Approximately 50.1 percent of all lotto ticket sales in FY 2021-22 came from two MUSL jackpot games: Mega Millions and Powerball. The sales of these games can be volatile as they are driven by the random occurrence, relating to both size and frequency, of large jackpots. The volatility of jackpot games makes forecasting ticket sales difficult. The Lottery has established a range to forecast future performance based on past performance. However, that range is broad and jackpot game sales can vary from year-to-year by tens of millions of dollars from estimates.

Since lottery tickets are a discretionary purchase, the Lottery's performance is subject to economic conditions and its effect on consumer spending. Some factors influencing consumer spending include unemployment; fuel costs; the cost of essential goods, such as food, clothing, and shelter; and consumer confidence in the economy.

Consumer purchases of discretionary items, including lottery tickets, generally decline during periods when disposable income is adversely affected or when there is a lack of consumer confidence in the economy. However, during the public health emergency, the Lottery saw an increase in instant ticket sales likely resulting from other forms of entertainment being restricted during that time.

2021 Wisconsin Act 58 decreased the previous \$73.1 million general purpose revenue (GPR) funding in FY 2020-21 for the Lottery to \$72.9 million in FY 2021-22 and FY 2022-23. The total 2021-2023 biennium GPR funding is shown in Table E.

Table E

FY 2021-23 Lottery General Purpose Revenue
FY 2021-22 and FY 2022-23

	FY 2021-22	FY 2022-23
Retailer Compensation	\$ 52,046,700	\$ 51,999,600
Vendor Fees	20,828,300	20,875,400
Total GPR Funding	\$72,875,000	\$72,875,000

Contacting Wisconsin Lottery’s Financial Management

These financial statements provide the Legislature and the government’s executive branch, the public, and other interested parties with an overview of the financial results of the Lottery’s activities and to show accountability for the money it receives.

If you have questions about these financial statements or need more information, contact:

Wisconsin Department of Revenue
Attn: Director, Bureau of Financial Management Services—Peggy Steeno
MS 6-261
PO Box 8931
Madison, Wisconsin 53708-8931
(608) 266-0424

If you have general questions about the Wisconsin Lottery, contact:

Wisconsin Department of Revenue
Attn: Wisconsin Lottery Director—Cindy Polzin
PO Box 8941
Madison, Wisconsin 53708-8941
(608) 261-8800



Financial Statements

Statement of Net Position June 30, 2022, and June 30, 2021

	June 30, 2022	June 30, 2021
ASSETS		
Current Assets:		
Cash and Cash Equivalents (Note 3)	\$ 50,919,036	\$ 91,282,422
Investments for Prize Annuities (Note 3)	2,801,341	2,737,838
Accounts Receivable (Note 4)	49,116,137	43,004,285
Due from Other State Programs (Note 4)	5,291,198	5,347,402
Ticket Inventory	679,689	633,750
MUSL Reserve Accounts (Note 5)	783,764	732,203
Prepaid Expenses	436,494	381,606
Total Current Assets	110,027,659	144,119,506
Noncurrent Assets:		
Investments for Prize Annuities (Note 3)	2,447,804	5,439,944
MUSL Reserve Accounts (Note 5)	6,098,571	6,096,168
Net Pension Asset (Note 6)	294,351	1,553,124
Other Postemployment Benefits Asset (Note 7)	33,432	209,119
Capital Assets, Net of Accumulated Depreciation	65,806	86,374
Total Noncurrent Assets	8,939,964	13,384,729
TOTAL ASSETS	118,967,623	157,504,235
DEFERRED OUTFLOWS OF RESOURCES	3,462,381	3,120,785
LIABILITIES		
Current Liabilities:		
Annuity Prizes Payable (Note 8)	2,365,978	2,716,853
Prizes Payable	53,656,586	47,252,852
Accounts Payable	6,564,243	6,523,802
Due to Other State Programs	205,556	325,130
MUSL Payable	1,562,146	514,264
Unearned Revenue	810,896	448,560
Due to Other Governments	37,075	3,187
Compensated Absences	241,787	235,066
Total Current Liabilities	65,444,267	58,019,714
Noncurrent Liabilities:		
Annuity Prizes Payable	2,634,045	4,719,636
Compensated Absences	568,668	558,803
Other Postemployment Benefits (Note 7)	188,946	1,214,844
Total Noncurrent Liabilities	3,391,659	6,493,283
TOTAL LIABILITIES	68,835,926	64,512,997
DEFERRED INFLOWS OF RESOURCES	4,560,816	4,356,814
NET POSITION		
Invested in Capital Assets (Note 10)	65,806	86,374
Restricted for Pensions	294,351	1,553,124
Restricted for Other Postemployment Benefits	33,432	209,119
Restricted for MUSL Reserves	6,098,571	6,096,168
Restricted for Investment Fair Value Adjustment	249,123	741,293
Restricted for Property Tax Relief	42,291,979	83,069,130
TOTAL NET POSITION	\$ 49,033,262	\$ 91,755,208

Statement of Revenues, Expenses, and Changes in Net Position for the Years Ending June 30, 2022, and June 30, 2021

	Year Ended June 30, 2022	Year Ended June 30, 2021
OPERATING REVENUES		
Instant Ticket Sales (Net of allowances of \$10,018,748 and \$12,801,740, respectively)	\$ 638,905,267	\$ 635,178,975
Lotto Ticket Sales (Net of ticket discounts of \$0 and \$0, respectively)	248,915,588	259,362,390
Retailer Fees	66,909	50,926
Miscellaneous Revenue	116,346	308,312
Total Operating Revenues	888,004,110	894,900,603
OPERATING EXPENSES		
Program Expenses:		
Instant Prize Expense	434,711,984	433,648,797
Lotto Prize Expense	122,403,339	126,042,780
Retailer Commissions and Incentives	59,748,170	62,840,046
Instant and Lotto Vendor Services	24,070,948	23,127,310
Product Information Costs	8,490,009	8,415,498
Instant Printing Ticket Costs	2,919,004	2,313,882
Donated Prize Expense	3,508	0
Total Program Expenses	652,346,962	656,388,313
Administrative Expenses:		
Salaries and Fringe Benefits	6,591,601	5,596,641
Supplies and Services	2,766,685	3,063,895
Depreciation Expense	26,114	27,218
Total Administrative Expenses	9,384,400	8,687,754
Total Operating Expenses	661,731,362	665,076,067
NET OPERATING INCOME	226,272,748	229,824,536
NONOPERATING REVENUES (EXPENSES) AND OPERATING TRANSFERS		
Investment Income (Loss)	(357,455)	(427,723)
Gain (Loss)—Disposal Fixed Assets	46	0
Miscellaneous Revenue (Expense)	(11,810)	1,335
Net Income Before Transfers	225,903,529	229,398,148
Operating Transfers:		
Transfers In—General Fund (Note 12)	72,881,403	71,773,242
Transfers Out—Lottery Proceeds for Property Tax Relief (Note 11)	(340,194,610)	(236,300,163)
Transfers Out—Department of Health and Family Services for Compulsive Gambling Programs	(396,000)	(396,000)
Transfers Out—Department of Justice for Law Enforcement	(444,778)	(449,039)
Transfers Out—Department of Revenue for Lottery Credit Administration	(286,286)	(239,078)
Transfers Out—General Fund	(185,204)	(21,834)
CHANGES IN NET POSITION	(42,721,946)	63,765,276
NET POSITION		
Total Net Position—Beginning of Year	91,755,208	27,989,932
Prior Period Adjustment	0	0
Total Net Position—End of Year	<u>\$ 49,033,262</u>	<u>\$ 91,755,208</u>

Statement of Cash Flows for the Years Ending June 30, 2022, and June 30, 2021

	Year Ended June 30, 2022	Year Ended June 30, 2021
CASH FLOWS FROM OPERATING ACTIVITIES		
Cash Received from Retailers	\$ 884,049,024	\$ 895,503,970
Cash Paid for Prizes	(552,105,013)	(572,727,122)
Cash Paid for Retailer Commissions and Incentives	(61,920,527)	(61,887,435)
Cash Paid/Received for MUSL Reserve Accounts	(50,548)	48,405
Cash Paid to Employees	(6,289,861)	(5,985,523)
Cash Paid to Suppliers	(38,280,571)	(33,337,656)
Net Cash Provided by Operating Activities	225,402,504	221,614,639
CASH FLOWS FROM NONCAPITAL FINANCING ACTIVITIES		
Transfers Out—Proceeds for Property Tax Credit	(340,194,610)	(236,300,163)
Transfers Out—Proceeds for Law Enforcement	(450,995)	(445,580)
Transfers Out—Proceeds for Lottery Credit Administration	(286,134)	(238,540)
Transfers Out—Proceeds for Compulsive Gambling Programs	(396,000)	(396,000)
Transfers Out—General Fund	(185,204)	(21,834)
Transfers In—General Fund	72,881,403	71,773,242
Net Cash Provided from Noncapital Financing Activities	(268,631,540)	(165,628,875)
CASH FLOWS FROM CAPITAL AND RELATED FINANCING ACTIVITIES		
Cash Paid for Purchase of Equipment	(5,500)	0
Cash Received from Sale of Equipment	0	0
Net Cash Provided by Capital and Related Financing Activities	(5,500)	0
CASH FLOWS FROM INVESTING ACTIVITIES		
Interest Received	131,300	85,173
Cash Received for Redemption of Bonds	2,739,849	3,736,000
Cash Paid for Purchase of Bonds	0	0
Net Cash Provided by Investing Activities	2,871,149	3,821,173
NET INCREASE (DECREASE) IN CASH AND CASH EQUIVALENTS	(40,363,386)	59,806,937
Cash and Cash Equivalents—Beginning of the Year	91,282,422	31,475,485
Cash and Cash Equivalents—End of Year	\$ 50,919,036	\$ 91,282,422

Statement of Cash Flows for the Years Ending June 30, 2022, and June 30, 2021 (continued)

	Year Ended June 30, 2022	Year Ended June 30, 2021
RECONCILIATION OF NET OPERATING INCOME TO NET CASH PROVIDED BY OPERATIONS		
Net Operating Income	\$ 226,272,748	\$ 229,824,536
Adjustments to Reconcile Net Operating Income to Net Cash Provided by Operating Activities:		
Depreciation Expense	26,114	27,218
Cancelled Draft Nonoperating Revenue	(15,391)	1,335
Donated Prize Expense	3,507	0
Changes in Assets and Liabilities:		
Decrease (Increase) in Accounts Receivables	(6,111,853)	3,582,763
Decrease (Increase) in MUSL Reserves	(50,548)	48,405
Decrease (Increase) in Ticket Inventory	(45,939)	(165,377)
Decrease (Increase) in Prepaid Expenses	(54,889)	(21,623)
Decrease (Increase) in Net Pension Asset	1,258,773	(678,285)
Decrease (Increase) in Deferred Outflows	(341,598)	(668,344)
Decrease (Increase) in Net Other Postemployment Benefits Asset	175,687	(89,953)
Decrease (Increase) in Due from Other State Programs	56,204	2,973,209
Increase (Decrease) in Prizes Payable	3,663,960	(14,840,501)
Increase (Decrease) in Unearned Revenue	362,336	(245,472)
Increase (Decrease) in Due to Other State Programs	(113,125)	178,165
Increase (Decrease) in Accounts Payable	40,058	754,340
Increase (Decrease) in MUSL Payable	1,047,882	(70,857)
Increase (Decrease) in Due to Other Governments	33,888	369
Increase (Decrease) in Compensated Absences	16,586	3,706
Increase (Decrease) in Other Postemployment Benefits Liability	(1,025,898)	(130,107)
Increase (Decrease) in Deferred Inflows	204,002	1,131,112
Total Adjustments	(870,244)	(8,209,897)
Net Cash Provided by Operating Activities	\$ 225,402,504	\$ 221,614,639
Noncash Investing, Capital, and Financing Activities:		
Increase (Decrease) in Fair Value of Investments	\$ (492,170)	\$ (517,523)
Amortization of Long-Term Annuity Prize Liability	303,308	506,869

Notes to the Financial Statements

1. DESCRIPTION OF THE WISCONSIN LOTTERY

On April 7, 1987, Wisconsin voters authorized a lottery's creation by the passage of a constitutional amendment, with a 65 percent to 35 percent margin. The Wisconsin Constitution requires the net proceeds from the lottery's operations be used for local property tax relief. The Wisconsin Lottery (Lottery) began in December 1987 and sold its first ticket on September 14, 1988. The Lottery is administered by the Lottery Division within the Wisconsin Department of Revenue. During fiscal year (FY) 2021-22 and FY 2020-21, the Lottery sold instant games (scratch-off and pull-tab tickets) and lotto games. Lotto games have drawings to determine winning tickets, which include raffle tickets and tickets produced from a terminal located at a Lottery retailer (e.g., Powerball, Badger 5).

Since June 1989, the Lottery has been a member of the Multi-State Lottery Association (MUSL). In FY 2021-22 and FY 2020-21, as a member of MUSL, the Lottery participated in two multijurisdictional lotto games: Powerball and Mega Millions. See Note 5 for information about MUSL.

During FY 2021-22 and FY 2020-21, the Lottery sold tickets for the following lotto games:

<u>Game Name</u>	<u>Start Date</u>
SuperCash!	February 4, 1991
Powerball	April 19, 1992
Wisconsin's Megabucks	June 20, 1992
Daily Pick 3	September 21, 1992
Daily Pick 4	September 15, 1997
Badger 5	February 17, 2003
Mega Millions	January 31, 2010
Wisconsin's Megabucks EZ Match	April 3, 2011
All or Nothing	April 7, 2019

In FY 2019-20, the Lottery added twice daily drawings for three lotto games: Daily Pick 3, Daily Pick 4 and All or Nothing. In FY 2021-22, the Lottery added an additional drawing day for Powerball, for a total of three draws per week.

2. SUMMARY OF SIGNIFICANT ACCOUNTING POLICIES

A. Financial Reporting Entity and Basis of Presentation

The Lottery's financial statements are prepared in conformance with generally accepted accounting principles (GAAP) for proprietary funds as prescribed by the Governmental Accounting Standards Board (GASB). These statements only present the financial position and results of the Lottery's operations and are not meant to present the financial activity for the State of Wisconsin as a whole. The Lottery is accounted for within the Lottery Fund, which is part of the State of Wisconsin financial reporting entity. The Lottery's stand-alone financial statements do not include the Lottery Fund appropriations from which the property tax credit disbursements are made. However, funding for these appropriations is reported on the Statement of Revenues, Expenses, and Changes in Net Position as "Transfers Out—Lottery Proceeds for Property Tax Relief."

B. Measurement Focus, Basis of Accounting, and Financial Statement Presentation

The accompanying financial statements are prepared based on the flow of economic resources and full accrual basis of accounting. With this measurement focus, all assets, deferred outflows of resources, liabilities, and deferred inflows of resources associated with the operation of the Lottery are included on the Statement of Net Position. Under the accrual basis of accounting, revenues are recognized when earned and expenses are recognized when incurred.

The Statement of Revenues, Expenses, and Changes in Net Position classifies the Lottery's activities as either operating or nonoperating. Because the Lottery Fund is an enterprise fund (proprietary fund type), it accounts for operations similar to private businesses where operating revenues are derived from exchange transactions, such as sales. Operating expenses include the costs of sales, administrative expenses, and depreciation on capital assets. Certain revenues and expenses not related to the Lottery's primary purpose, such as investment income, are reported as nonoperating revenues and expenses.

C. Cash and Cash Equivalents

Cash and cash equivalents reported on the Statement of Net Position and on the Statement of Cash Flows include cash deposited in the State's bank and the Lottery's pro rata share of the State Investment Fund, a short-term pool of state and local funds managed by the State of Wisconsin Investment Board. Balances pooled in the State Investment Fund are restricted to legally stipulated investments valued consistent with GASB Statement Number 72, *Fair Value Measurement and Application*.

D. Investments for Prize Annuities

Investments for prize annuities consist entirely of securities backed by the full faith and credit of the U.S. government or its agencies. The securities finance jackpot prizes that are payable as annuities over a 20-, 25-, or 30-year period and are scheduled to mature near the time prize payments become payable to winners. Lottery investments are reported at fair value consistent with the provisions of GASB Statement Number 72, *Fair Value Measurement and Application*. Increases or decreases in fair value are recognized as investment income or loss, respectively.

E. Accounts Receivable

Accounts receivable balances primarily represent amounts due from Lottery retailers. Receivables are recorded when the Lottery sells instant tickets to retailers. The receivable balance is shown net of amounts due to retailers. These amounts include commissions, performance incentives, winning ticket incentives, and ticket redemption amounts. Payments for instant ticket orders are due 21 days after activation, except for nonprofit organizations, where payments are due on delivery. Receivables are recorded for lotto games when retailers sell lotto tickets and have payments due within a week. The Lottery collects receivables weekly from retailer deposit accounts.

To receive a refund, retailers must return unsold instant scratch-off tickets to the Lottery any time before the game's end date. Therefore, receivables and cash collected in advance of these tickets being sold represent a contingent liability of the Lottery. A sales allowance estimate is made for the portion of the tickets that may be returned based on historical information on unsold tickets retailers returned and is reported as a reduction of the receivable balance. For more information on accounts receivable, see Note 4.

The Due from Other State Programs decreased in FY 2020-21 from \$8.32 million to \$5.35 million, and decreased in FY 2021-22 from \$5.35 million to \$5.30 million, as the result of changes to transfers of general purpose revenue (GPR) from the General Fund to the Lottery Fund. For more information on Due from Other State Programs, see Note 4. For more information on General Fund transfers, see Note 12.

F. Ticket Inventory

A portion of the instant scratch-off ticket printing services is included in the lottery gaming system contract with IGT Global Solutions Corporation (IGT), effective May 14, 2017. Under the contract, IGT accepts ownership of tickets printed after May 14, 2017, for both IGT and Pollard Banknote. The Lottery maintains ownership of tickets printed by any other vendor.

Only the tickets owned by the Lottery are included in the ticket inventory balance. This balance consists of ticket printing costs and related royalty fees for instant ticket games in progress that have not yet been sold or shipped, and tickets for new games. The tickets are valued at cost using the first-in, first-out method. The cost of tickets sold is charged to operations. Unused tickets are charged to operations in the fiscal year the game ends or at the end of ticket distribution for a given game, whichever occurs first.

G. Capital Assets

Tangible assets purchased for \$5,000 or more and intangible assets with a cost or value greater than \$1.0 million are capitalized and recorded at historic cost. As applicable, assets are depreciated using the straight-line method according to the following schedule:

	<u>Estimated Life</u>
Office Furniture and Security Equipment	10 Years
Printing and Microfilming Equipment	7 Years
Office, Computer, and Data Processing Equipment	5 Years

H. Employee Retirement Benefits/Pensions

The following are determined on the same basis as they are reported by the Wisconsin Retirement System (WRS):

- measurement of the net pension liability (asset);
- deferred outflows of resources;
- deferred inflows of resources;
- pension expense (revenue);
- information about the fiduciary net position of the WRS; and

- additions to or deductions from the fiduciary net position.

For this purpose, benefit payments, including refunds of employee contributions, are recognized when due and payable in accordance with the benefit terms. Investments are reported at fair value. For more information on deferred outflows and inflows of resources related to employee retirement benefits/pensions, see Note 6.

I. Other Postemployment Benefits (OPEB)

The fiduciary net position of the State Retiree Life Insurance Fund (SRLIF), the State Retiree Health Insurance Fund (SRHIF), and the Supplemental Health Insurance Conversion Credit (SHICC) program was determined using the flow of economic resources measurement focus and the accrual basis of accounting. This includes for purposes of measuring the net OPEB asset/liability; deferred outflows of resources and deferred inflows of resources related to OPEB; OPEB expense/(revenue); information on the fiduciary net position of the SRLIF, SRHIF, and SHICC; and additions to/deductions from the fiduciary net position, which were determined in the same way as they are for the SRLIF, SRHIF, and SHICC. For this purpose, benefit payments (including refunds of employee contributions) are recognized when due and payable in accordance with the benefit terms. Investments are reported at fair value. For more information on deferred outflows and inflows of resources related to OPEB, see Note 7.

J. Prizes Payable and Annuity Prizes Payable

For lotto games, a liability is recognized when the drawing is held. For instant ticket games, a liability is recognized when tickets are sold to retailers. For more information on annuity prizes payable, see Note 8.

K. Unearned Revenue

Depending on the game, lotto tickets may be sold for up to eight future drawings. Lotto ticket revenue is recognized when the related drawings are held. All ticket sales for future drawings are reported as unearned revenue.

L. Compensated Absences

Consistent with the compensated absences reporting standards of GASB Statement Number 16, *Accounting for Compensated Absences*, an accrual for certain salary-related payments associated with annual leave and an accrual for a certain portion of sick leave is included in the compensated absences liability at year-end. The Lottery's compensated absence liability consists of accumulated unpaid annual leave, personal holiday hours, and Saturday/legal holiday hours earned and vested as of June 30.

M. Ticket Sales Revenue

Ticket sales are made to the public through licensed retailers.

Instant scratch-off ticket revenues are recognized when tickets are sold to the retailers. Lottery retailers may return unsold instant scratch-off tickets for a full refund. Consequently, instant scratch-off ticket sales are

reduced through a sales allowance estimate, based on historical information of unsold tickets returned by the retailers.

Revenues for pull-tab games are recognized when tickets are sold to retailers. Lottery retailers must return full packs of unsold tickets for a full refund. However, pull-tab ticket sales are not reduced using a sales allowance estimate, as historically the amounts are insignificant.

Ticket revenues for lotto games are recognized when the related drawings are held. The Lottery occasionally features lotto game promotions that offer bonus tickets, such as six tickets for the price of five. Revenue is recognized for all tickets sold, and a sales discount is used to record the value of the bonus tickets.

N. Prize Expenses

Under s. 25.75 (3) (a), Wis. Stats., at least 50 percent of Lottery sales must be returned in the form of prizes. Winners may claim their prizes for a period of 180 days after the drawing for lotto games or 180 days from the end of a game for instant games. A summary of prize expenses is shown in Schedule 2.

O. Retailer Commissions and Incentives

Retailer commissions, which are classified as program expenses, are set by statute and are 5.5 percent for lotto ticket sales and 6.25 percent for instant scratch-off and instant pull-tab tickets. Nonprofit organizations receive higher commissions.

In addition to the retailer commissions, the Lottery administers an incentive program for retailers meeting certain performance goals the Lottery identified. This program began on January 1, 2000. Retailers must be in good standing and sell instant tickets to participate in the program. It has three components: winning ticket, short-term incentive, and a sales goals incentive. The total compensation provided to all retailers under the program's components may not exceed 1.0 percent of gross revenues from the sale of lotto and instant tickets.

Winning Ticket—Under the winning ticket component, participating retailers that sell a winning instant scratch-off or lotto game ticket of \$600 or more receive a 2.0 percent commission of the prize award, up to a maximum of \$100,000 per winning ticket. If there is a pari-mutuel drawing with a large jackpot shared by multiple winning tickets, retailers can earn total compensation of up to a maximum of \$300,000. Winning ticket incentive payments are made weekly.

Short-term Incentive—Under the short-term component, incentives are offered throughout the year for predefined periods and focus on supporting one product or category of ticket products. Each incentive has a predetermined goal the lottery retailer must achieve to receive additional compensation. Each short-term incentive's aggregate payment amount to retailers is limited to \$300,000.

Sales Goal Incentive—Under the sales goal component, participating retailers can earn additional commissions based on increased sales.

Subject to certain restrictions and allowances, retailers can earn up to 2.0 percent of the increase in quarterly sales compared to sales of the previous quarter for instant tickets and certain non-jackpot lotto games (SuperCash!, Daily Pick 3, Daily Pick 4, Badger 5, and All or Nothing). These payments are made quarterly. Retailers also earn up to 10.0 percent of the increase in annual sales over the previous year. Due to variability of sales of jackpot lotto games (Wisconsin's Megabucks, Mega Millions, and Powerball) and raffle games, sales goals incentive payments for these games are made annually. The annual payments may be limited to ensure total payments do not exceed the statutory cap of 1.0 percent of gross instant and lotto ticket sales.

P. Administrative Expenses

Section 25.75 (3) (b), Wis. Stats., limits the Lottery's statutory administrative expenses to 10.0 percent of gross lottery revenues. Statutory administrative expenses were 5.15 percent for FY 2021-22. A summary of statutory administrative expenses and related calculations of the administrative expense limit is included in Schedule 1.

Q. Disbursement of Lottery Proceeds for Property Tax Relief

The Wisconsin Department of Revenue disburses net lottery proceeds through the Lottery and Gaming Tax Credit. The Wisconsin Department of Administration, with the assistance of Lottery, and with the approval of the Legislature's Joint Committee on Finance, determines the annual amount available for distribution as the Lottery and Gaming Tax Credit in a given fiscal year. However, the amount to be disbursed is determined by November, well before the end of the fiscal year. The credit is based on the prior year's balance carryover and estimated proceeds for the current year.

R. Use of Estimates

The preparation of financial statements in conformity with GAAP requires management to make estimates and assumptions that affect the reported amount of assets and liabilities, disclose contingent assets and liabilities as of the dates of the financial statements, and affect the reported amounts of revenues and expenses during the reporting periods. Accordingly, actual results could differ from those estimates.

3. CASH AND INVESTMENTS

The Lottery's cash and cash equivalents balance consists of cash deposited in the State's bank and shares in the State Investment Fund, a short-term pool of state and local funds managed by the State of Wisconsin Investment Board with oversight by its Board of Trustees. The State Investment Fund is not registered with the U.S. Securities and Exchange Commission. The carrying amount of shares in the State Investment Fund, which approximates fair value, was \$50.0 million as of June 30, 2022, and \$91.1 million as of June 30, 2021.

The types of securities in which the State Investment Fund may invest are stated in ss. 25.17 (3) (b), (ba), (bd), and (dg), Wis. Stats., and include direct obligations of the U.S. or its agencies, corporations wholly owned by the U.S. or chartered by an act of Congress, securities guaranteed by the U.S., unsecured notes of financial

and industrial issuers, direct obligations of or guaranteed by the government of Canada, certificates of deposit issued by banks in the U.S. and solvent financial institutions in Wisconsin, and bankers acceptances. The State of Wisconsin Investment Board's trustees may specifically approve other prudent legal investments.

The Lottery manages its investments for prize annuities separately from the cash and investment activities of the State Investment Fund. The Lottery's investments were purchased to finance jackpot prizes payable as annuities over a 20-, 25-, or 30-year period and consist entirely of securities backed by the full faith and credit of the U.S. government or its agencies. These investments are held by the Lottery and are scheduled to mature near the time prize payments become payable to winners.

Credit Risk—is the risk that an issuer or other counterparty to an investment will not fulfill its obligations. While the Lottery does not have a formal policy on its investments for prize annuities, it follows MUSL's policy requiring all investments for prize annuities to be in the form of securities backed by the full faith and credit of the U.S. government or its agencies, which are not considered to have credit risk. All the Lottery's total investments, for prize annuities balance as of June 30, 2022, and June 30, 2021, consist of these types of securities.

The State Investment Fund's shares classified as cash and cash equivalents are unrated. However, the State Investment Fund's investment guidelines establish specific maximum exposure limits by security type based on the minimum credit ratings as issued by nationally recognized statistical rating organizations.

Interest Rate Risk—is the risk that changes in interest rates will adversely affect the fair value of an investment or a deposit. Typically, this risk is higher in debt securities with longer maturities. The Lottery manages this risk by holding investments for prize annuities to maturity, at which time the fair value of the investment is equal to its stated maturity value. If an annuitant requests premature termination of an annuity that would necessitate an investment be redeemed prior to maturity, any loss or gain due to market fluctuations is passed through to the redeeming annuitant. Therefore, the Lottery has minimal interest rate risk exposure related to these investments, which consisted of U.S. Treasury and agency investments with the following maturities as of June 30, 2022, and June 30, 2021:

<u>Maturity</u>	<u>Fair Value as of June 30, 2022</u>	<u>Fair Value as of June 30, 2021</u>
Less than 1 year	\$2,801,341	\$2,737,838
1 to 5 years	1,499,055	4,052,947
6 to 10 years	722,720	1,043,075
More than 10 years	<u>226,181</u>	<u>343,923</u>
Total	<u>\$5,249,297</u>	<u>\$8,177,782</u>

The State Investment Fund uses the weighted average maturity method to analyze interest rate risk. Its investment guidelines mandate that the weighted average maturity for the entire portfolio does not exceed one year. The weighted

average maturity of the State Investment Fund decreased from 74 days as of June 30, 2021, to 23 days as of June 30, 2022.

Fair Value Measurements—Lottery investments are reported at fair value as defined by GASB Statement Number 72, *Fair Value Measurement and Application* and are categorized based on the investment valuation hierarchy established by GASB.

The hierarchy is based on the valuation inputs used to measure the fair value of the assets:

- Level 1 inputs—are quoted prices in active markets for identical assets.
- Level 2 inputs—are significant other observable inputs.
- Level 3 inputs—are significant unobservable inputs.

The Lottery had the following recurring fair value measurements:

As of June 30, 2022

<u>Investments</u>	<u>Level 1</u>	<u>Level 2</u>	<u>Level 3</u>	<u>NAV</u>
U.S. Government and Agency Securities	\$ 0	\$5,249,297	\$ 0	\$ 0
State Investment Fund	<u>0</u>	<u>0</u>	<u>0</u>	<u>49,965,000</u>
Total Investments at Fair Value	<u>\$ 0</u>	<u>\$5,249,297</u>	<u>\$ 0</u>	<u>\$49,965,000</u>

As of June 30, 2021

<u>Investments</u>	<u>Level 1</u>	<u>Level 2</u>	<u>Level 3</u>	<u>NAV</u>
U.S. Government and Agency Securities	\$ 0	\$8,177,782	\$ 0	\$ 0
State Investment Fund	<u>0</u>	<u>0</u>	<u>0</u>	<u>91,092,000</u>
Total Investments at Fair Value	<u>\$ 0</u>	<u>\$8,177,782</u>	<u>\$ 0</u>	<u>\$91,092,000</u>

Debt securities are categorized as Level 2 and are valued by third-party pricing services using the matrix-pricing technique that values securities based on their relationship to quoted market prices for securities with similar interest rates, maturities, and credit ratings.

The fair value of investments in the State Investment Fund is based on net asset value (NAV) per share (or its equivalent) as of June 30, 2022. This is a commingled fund with the objective of safety of principal and liquidity while earning a competitive money market rate of return. The valuation of the underlying investments of the State Investment Fund depends on asset class and maturity date. Repurchase agreements and non-negotiable certificates of deposit are valued at cost. All other short-term debt investments with remaining maturities of up to 90 days are valued at amortized cost. Finally, all other short-term investments with remaining maturities of over 90 days are valued at fair value by third-party pricing services using a matrix-pricing technique. There are no unfunded commitments relating to the State Investment

Fund, and shares of the State Investment Fund can be fully redeemed at any time with no notice or other restrictions. For more information on the investments in the State Investment Fund, review the separately issued *State Investment Fund Annual Financial Report* for the fiscal year ended June 30, 2022. The report is located at <https://www.swib.state.wi.us/publications>.

4. ACCOUNTS RECEIVABLE

Accounts receivable balances are disaggregated as follows:

	<u>June 30, 2022</u>	<u>June 30, 2021</u>
Accounts Receivable:		
Retailers:		
Ticket Sales and Contract Fees	\$80,996,719	\$75,725,088
Commissions and Incentives	(8,967,961)	(10,768,356)
Ticket Redemptions	(13,891,444)	(13,533,446)
Allowance for Returns	(9,028,121)	(9,080,466)
MUSL Receivable	0	616,121
Miscellaneous	<u>6,944</u>	<u>45,343</u>
Total Accounts Receivable	<u>\$49,116,137</u>	<u>\$43,004,284</u>
Total Due from Other State Programs:		
Transfer from General Fund	<u>\$ 5,291,198</u>	<u>\$ 5,347,402</u>

5. MULTI-STATE LOTTERY ASSOCIATION

A. Joint Venture Association

The Lottery is a member of MUSL, a nonprofit, government-benefit voluntary association. As of June 30, 2022, MUSL had 38 member lotteries from 35 states, the District of Columbia, the U.S. Virgin Islands, and Puerto Rico. MUSL is owned and operated by the member lotteries, which sell one or more games administered with the assistance of MUSL. It is controlled by its Board of Directors, consisting of the director or chief executive officer of each member lottery. Each MUSL member sells tickets through its licensed retailers and makes weekly wire transfers to MUSL in an amount equivalent to the member lottery's share of the weekly prize liability less the actual low-tier prize liability for tickets sold by the respective lottery. The Lottery participates in two multijurisdictional lotto games: Powerball and Mega Millions.

B. MUSL Financial Position and Activity

The following schedule presents the summarized audited financial position and activity of MUSL as of June 30, 2022, and June 30, 2021, as audited by other auditors.

	<u>June 30, 2022</u>	<u>June 30, 2021</u>
Total Assets	<u>\$766,593,202</u>	<u>\$848,609,729</u>
Total Liabilities	\$756,515,807	\$836,395,871
Total Unrestricted Net Assets	<u>10,077,395</u>	<u>12,213,858</u>
Total Liabilities and Net Assets	<u>\$766,593,202</u>	<u>\$848,609,729</u>
Total Revenues	\$ 3,442,103	\$ 1,324,240
Total Expenses	(5,578,566)	(4,832,262)
Other Changes in Net Assets	<u>0</u>	<u>1,011,193</u>
Increase (Decrease) in Unrestricted Net Assets	<u>\$ (2,136,463)</u>	<u>\$ (2,496,829)</u>

For complete separate financial statements for MUSL, contact:

Multi-State Lottery Association
 Attention: Bret Toyne
 8101 Birchwood Court, Suite R
 Johnston, Iowa 50131

C. Wisconsin Lottery's MUSL Balances

Lotteries participating in Powerball and Mega Millions transfer 50.0 percent of ticket sales, less actual low-tier prizes, to MUSL for prize pools and reserve accounts for each game.

Participating lotteries do not have rights to balances in the prize pool. Therefore, these funds are not reported as assets on the Lottery's financial statements. However, member lotteries have the right to a refund of their share of Prize Reserve Account balances if they withdraw from MUSL. The Lottery reports the total of its MUSL Prize Reserve Accounts as a restricted noncurrent asset (MUSL Reserve Accounts—Noncurrent).

In addition, the Lottery has an Unreserved Account, which accumulates interest. All administrative expenses are reduced from the Unreserved Account. Member lotteries may withdraw Unreserved Accounts at any time. The Lottery records its share of the balance of this account as an unrestricted current asset (MUSL Reserve Accounts—Current).

The total MUSL Reserve and Unreserved Account balances are made up of the following:

	<u>June 30, 2022</u>	<u>June 30, 2021</u>
Powerball Set Prize Reserve Account	\$1,116,840	\$1,074,929
Powerball Prize Reserve Account	2,568,733	2,478,208
Mega Millions Prize Reserve Account	2,412,997	2,543,031
Unreserved Account	<u>783,764</u>	<u>732,203</u>
Total MUSL Accounts	<u>\$6,882,334</u>	<u>\$6,828,371</u>

6. EMPLOYEE RETIREMENT PLAN

The Lottery's permanent employees are participants in the WRS, which is administered by the Wisconsin Department of Employee Trust Funds (ETF), under the direction of the ETF Board. The WRS is a cost-sharing multiple-employer defined benefit pension plan administered through a trust. WRS benefits, required contributions, and other plan provisions are established by ch. 40 of the Wisconsin Statutes. Eligible state and local government public employees are entitled to a retirement benefit based on the higher calculation of a formula benefit or a money purchase benefit. The formula benefit is calculated based on a formula factor, the employee's final average earnings, and creditable service. The money purchase benefit is based on the employee's contributions plus matching employer's contributions, with interest.

Additional information about the WRS is included in the State of Wisconsin Annual Comprehensive Financial Report (ACFR), located at <https://doa.wi.gov/Pages/StateFinances/ACFR.aspx>.

ETF also issues a standalone ACFR, located at <http://etf.wi.gov/about-etf/reports-and-studies/financial-reports-and-statements>. Required contributions are determined by an annual actuarial valuation. The employee required contribution is one-half of the actuarially determined contribution rate for general category employees. Employers are required to contribute the remainder of the actuarially determined contribution rate. The employer may not pay the employee required contribution unless provided for by an existing collective bargaining agreement. The WRS recognized employer contributions from the Lottery of \$285,794 for calendar year 2021 and \$294,545 for calendar year 2020.

As of June 30, 2022, the Lottery reported a net pension asset of \$294,351 for its proportionate share of the net pension asset, compared to the net pension asset of \$1,553,124 as of June 30, 2021. The net pension liability (asset) as of June 30, 2022, was measured as of December 31, 2021, and the total pension liability used to calculate the net pension liability (asset) was determined by an actuarial valuation as of December 31, 2020, rolled forward to December 31, 2021. No material changes in assumptions or benefit terms occurred between the actuarial valuation date and the measurement date. The Lottery's proportion of the net pension liability (asset) was based on the Lottery's share of contributions to the pension plan relative to the contributions of all

participating employers. As of December 31, 2021, the Lottery's proportion was 0.004 percent, compared to .025 percent as of December 31, 2020.

The Lottery recognized pension expense/(revenue) reported in the Salaries and Fringe Benefits account of \$298,826 and \$284,003 for the fiscal years ended June 30, 2022, and June 30, 2021, respectively.

As of June 30, 2022, the Lottery reported deferred outflows of resources and deferred inflows of resources related to pensions from the following sources:

Deferred Outflows and Deferred Inflows of Resources Related to Pensions

<u>Fiscal Year 2022</u>	Deferred Outflows of Resources	Deferred Inflows of Resources
Differences Between Expected and Actual Pension Experience	\$2,699,740	\$ (631,520)
Change of Pension Assumptions	117,650	-
Net Differences Between Projected and Actual Earnings on Pension Plan Investments	-	(3,343,950)
Changes in Proportion and Differences Between Actual and Proportionate Share of Contributions	16,325	(5,139)
Pension Contributions Subsequent to the Measurement Date	<u>166,547</u>	<u>-</u>
Total	<u>\$3,000,262</u>	<u>\$(3,980,609)</u>
	Deferred Outflows of Resources	Deferred Inflows of Resources
	Deferred Outflows of Resources	Deferred Inflows of Resources
<u>Fiscal Year 2021</u>		
Differences Between Expected and Actual Pension Experience	\$2,550,059	\$ (667,414)
Change of Pension Assumptions	67,841	-
Net Differences Between Projected and Actual Earnings on Pension Plan Investments	-	(3,108,120)
Changes in Proportion and Differences Between Actual and Proportionate Share of Contributions	16,988	(4,616)
Pension Contributions Subsequent to the Measurement Date	<u>9,969</u>	<u>-</u>
Total	<u>\$2,644,857</u>	<u>\$(3,780,150)</u>

7. POSTEMPLOYMENT BENEFITS OTHER THAN PENSIONS

Other postemployment benefits are benefits other than pensions that state and local governments provide to their retired employees. Under Wisconsin Statutes ch. 40, ETF and the Group Insurance Board (GIB) have statutory authority for program administration and oversight of postemployment benefits. ETF administers postemployment benefit plans other than pension plans for State

employees, including the State Retiree Life Insurance program, State Retiree Health Insurance program, and SHICC program. Lottery employees are employees of the State.

Additional information on other postemployment benefits provided to State employees is included in the State of Wisconsin ACFR, located at <https://doa.wi.gov/Pages/StateFinances/ACFR.aspx>.

ETF also issues a standalone ACFR, a separate 2021 Retiree Life Insurance, and a 2021 SHICC Financial Report, located at <http://etf.wi.gov/about-etf/reports-and-studies/financial-reports-and-statements>.

A. State Retiree Life Insurance Program

This program provides postemployment life insurance coverage to all eligible retired Lottery employees. GIB approves contribution rates annually, based on recommendations from the insurance carrier. Recommended rates are based on an annual valuation, taking into consideration a present value estimate of future benefits and future contributions. A portion of employer contributions made during a member's working lifetime funds a post-retirement benefit. During the reporting period, the State Retiree Life Insurance program recognized \$709 in contributions from the Lottery.

As of June 30, 2022, the Lottery reported a liability of \$127,188 for its proportionate share of the net OPEB liability compared to \$757,727 as of June 30, 2021. The net OPEB liability was measured as of December 31, 2021, and the total OPEB liability used to calculate the net OPEB liability was determined by an actuarial valuation as of January 1, 2021, and rolled forward to December 31, 2021. The Lottery's proportion of the net OPEB liability was based on its share of contributions to the OPEB plan relative to the contributions of all participating employers. As of December 31, 2021, the Lottery's proportion was 0.03 percent, which was a decrease of 0.16 percent from its proportion measured as of December 31, 2020.

The Lottery recognized OPEB expense/(revenue) for the State Retiree Life Insurance program reported in the Salaries and Fringe Benefits account of (\$629,460) and (\$63,199) for the fiscal years ended June 30, 2022, and June 30, 2021, respectively. The credit for fiscal year June 30, 2022, is significant and primarily due to the decrease in the Lottery proportionate share and the current year liability adjustment needed. As of June 30, 2022, the Lottery reported deferred outflows of resources and deferred inflows of resources related to the State Retiree Life Insurance program from the following sources:

**Deferred Outflows and Deferred Inflows of Resources
Related to State Retiree Life Insurance**

<u>Fiscal Year 2022</u>	<u>Deferred Outflows of Resources</u>	<u>Deferred Inflows of Resources</u>
Differences Between Expected and Actual Experience	\$ 365	\$ (28,277)
Changes of Assumptions	310,167	(66,646)
Net Difference Between Projected and Actual Earnings on OPEB Plan Investments	13,530	-
Change in Proportionate Share	10,204	(7,033)
Employer's Contribution Subsequent to the Measurement Date	<u>-</u>	<u>-</u>
Total	<u>\$334,266</u>	<u>\$(101,956)</u>
	<u>Deferred Outflows of Resources</u>	<u>Deferred Inflows of Resources</u>
<u>Fiscal Year 2021</u>		
Differences Between Expected and Actual Experience	\$ -	\$ (28,965)
Changes of Assumptions	315,747	(68,337)
Net Difference Between Projected and Actual Earnings on OPEB Plan Investments	13,581	-
Change in Proportionate Share	8,584	(7,221)
Employer's Contribution Subsequent to the Measurement Date	<u>-</u>	<u>-</u>
Total	<u>\$337,912</u>	<u>\$(104,523)</u>

B. State Retiree Health Insurance Program

This program provides postemployment health insurance coverage to all eligible retired employees of the Lottery. Contribution requirements are established and may be amended by GIB. Premiums for non-Medicare retirees are based on an effective rate structure for the health care service provider selected. Monthly rates range from \$618 to \$1,470 for single coverage and \$1,509 to \$3,641 for family coverage. The employers do not directly pay any portion of the premium for participating retirees.

To determine the total OPEB liability for the program, the actuary performed an actuarial valuation as of January 1, 2020, and adjusted for changes such as interest earned, contributions paid, and benefits paid through June 30, 2021. The actuarial valuation was based on the plan of retiree benefits and was made for purposes of fulfilling GASB accounting standards, which require recognition of the employer cost of postemployment benefits over an employee's career. The total cost of providing postemployment benefits is projected, considering relevant

assumptions, then discounted to determine the total OPEB liability. As of June 30, 2022, the Lottery reported a liability of \$61,758 for its proportionate share of the total OPEB liability compared to \$457,117 as of June 30, 2021.

The Lottery recognized OPEB expense/(revenue) for the State Retiree Health Insurance program reported in the Salaries and Fringe Benefits account of (\$372,587) and (\$100,573) for the fiscal years ended June 30, 2022, and June 30, 2021, respectively.

As of June 30, 2022, the Lottery reported deferred outflows of resources and deferred inflows of resources related to the State Retiree Health Insurance program from the following sources:

Deferred Outflows and Deferred Inflows of Resources Related to State Retiree Health Insurance		
<u>Fiscal Year 2022</u>	Deferred Outflows of Resources	Deferred Inflows of Resources
Differences Between Expected and Actual Experience	\$ 54,559	\$ (28,560)
Changes of Assumptions	40,725	(237,394)
Net Difference Between Projected and Actual Earnings on OPEB Plan Investments	-	-
Change in Proportionate Share	1,271	(16,207)
Employer's Contribution Subsequent to the Measurement Date	<u>4,131</u>	<u>-</u>
Total	<u>\$100,686</u>	<u>\$(282,161)</u>
<u>Fiscal Year 2021</u>	Deferred Outflows of Resources	Deferred Inflows of Resources
Differences Between Expected and Actual Experience	\$ 47,789	\$ (28,884)
Changes of Assumptions	41,143	(236,941)
Net Difference Between Projected and Actual Earnings on OPEB Plan Investments	-	-
Change in Proportionate Share	822	(16,400)
Employer's Contribution Subsequent to the Measurement Date	<u>33,768</u>	<u>-</u>
Total	<u>\$123,522</u>	<u>\$(282,225)</u>

C. Supplemental Health Insurance Conversion Credit Program

The SHICC program was established by s. 40.95, Wis. Stats., and is defined in the state compensation plan by Section 230.12 (9), Wisconsin Statutes. The SHICC program allows members with more than 15 years of eligible service to convert unused sick leave balances into credits to pay for post-retirement health insurance premiums. The SHICC benefit provides a limited match of the members credits earned through the Accumulated Sick Leave Conversion Credit (ASLCC) program. ASLCC program credits are computed at the time of retirement, layoff, or death by multiplying the number of hours of unused sick leave by the highest hourly pay rate at which the employee accrued sick leave that is eligible for conversion. Employment category and number of years of service are also factored into the calculation. The SHICC program also includes a provision for the restoration of 500 hours of credits upon retirement, layoff, or death provided at least 500 hours of accrued sick leave were used for a single injury or illness during the three years immediately preceding the retirement, layoff, or death while in state service.

The ETF Board approves contribution rates annually, based on recommendations from the actuary. Recommended rates are based on an annual valuation, taking into consideration an estimate of the present value of future benefits and the present value of future contributions, in accordance with s. 40.05 (4) (by), Wis. Stats. Employer contributions made during a member's working lifetime funds a post-retirement benefit. Employers are required to pay the contributions based upon a percentage of active member earnings as of December 31, 2021. During the reporting period, the SHICC program recognized \$596 in contributions from the Lottery.

As of June 30, 2022, the Lottery reported an asset of \$33,432 for its proportionate share of the net OPEB asset compared to \$209,119 as of June 30, 2021. The June 30, 2022 net OPEB asset was measured as of December 31, 2021, and the total OPEB liability used to calculate the net OPEB asset was determined by an actuarial valuation as of December 31, 2021. As of December 31, 2021, the Lottery's proportion was 0.02 percent, a decrease of 0.15 percent as of December 31, 2020.

The Lottery recognized OPEB expense/(revenue) for the SHICC program reported in the Salaries and Fringe Benefits account of \$169,186 and (\$20,558) for fiscal years ended June 30, 2022, and June 30, 2021, respectively.

As of June 30, 2022, the Lottery reported deferred outflows of resources and deferred inflows of resources related to the SHICC program from the following sources:

Deferred Outflows and Deferred Inflows of Resources Related to the Supplemental Health Insurance Conversion Credit		
<u>Fiscal Year 2022</u>	Deferred Outflows of Resources	Deferred Inflows of Resources
Differences Between Expected and Actual Experience	\$ -	\$(104,915)
Changes of Assumptions	24,607	-
Net Difference Between Projected and Actual Earnings on OPEB Plan Investments	-	(90,755)
Change in Proportionate Share	267	(420)
Employer's Contribution Subsequent to the Measurement Date	<u>2,293</u>	<u>-</u>
Total	<u>\$27,167</u>	<u>\$(196,090)</u>
<u>Fiscal Year 2021</u>	Deferred Outflows of Resources	Deferred Inflows of Resources
Differences Between Expected and Actual Experience	\$ -	\$(104,301)
Changes of Assumptions	14,092	-
Net Difference Between Projected and Actual Earnings on OPEB Plan Investments	-	(85,188)
Change in Proportionate Share	-	(428)
Employer's Contribution Subsequent to the Measurement Date	<u>401</u>	<u>-</u>
Total	<u>\$14,493</u>	<u>\$(189,917)</u>

8. ANNUITY PRIZES PAYABLE

The Lottery has an unconditional obligation to pay all prize winners the future value of their prizes. The present value of future jackpot prize payment obligations is included in the financial statements as "Annuity Prizes Payable." To finance the annuity prize payments, the Lottery purchases, or has acquired from MUSL, investments scheduled to mature near the time prize payments become payable to the winners. For information on the investments for prize annuities, see Note 3. Each year, an adjustment to the Annuity Prizes Payable account is made using the effective interest method. The amortization of annuity adjustment was \$303,308 for FY 2021-22 and \$506,869 for FY 2020-21.

Future prize payments and the present value of those payments are as follows:

<u>Fiscal Year Ended June 30</u>	<u>Future Payments as of June 30, 2022</u>
2023	\$2,387,660
2024	1,050,649
2025	321,703
2026	334,258
2027	346,898
Following Years	<u>1,225,374</u>
Total Future Prize Payments	5,666,542
Less: Present Value Adjustment	<u>(666,519)</u>
Present Value of Future Prize Payments	<u>\$5,000,023</u>

Annuity prizes payable activity for the fiscal years ended June 30, 2022, and June 30, 2021, was as follows:

<u>Fiscal Year</u>	<u>Beginning Balance</u>	<u>Increases</u>	<u>Decreases</u>	<u>Ending Balance</u>	<u>Due within One Year</u>
2021-22	\$ 7,436,489	\$303,308	\$(2,739,774)	\$5,000,023	\$2,365,978
2020-21	10,725,406	506,869	(3,795,786)	7,436,489	2,716,853

9. CONTRACTUAL OBLIGATIONS

A. Scratch-off Tickets

The Lottery completed a request for bid and awarded a contract for scratch-off ticket printing services to Scientific Games for the period November 1, 2015, through October 31, 2020, with the option to renew up to five additional one-year periods. The Lottery exercised its option to renew this contract, which now has an expiration date of October 31, 2023. This is the third of the five one-year renewals.

In addition, scratch-off ticket printing services are included in the lottery gaming system contract with IGT and any applicable subcontractor, which became effective on May 14, 2017. The contract term is for seven years with an option to renew for up to three additional one-year renewals.

In addition, the Lottery purchased ticket printing services of approximately \$2.8 million in FY 2021-22 and approximately \$2.1 million in FY 2020-21. This includes the amount of \$987,848, accrued in FY 2021-22 and paid in the following year, to IGT, per the Primary/Secondary Print Allocation clause under Category 2: Instant Ticket Printing in Amendment No. 1 to the Contract for Lottery Gaming System, Instant Scratch Tickets, Warehousing, Distribution and Telemarketing Services for the Wisconsin

Lottery (Contract #566007-M16-28143SR-01). Per the contract, the Allocation Measurement Period is every (2) fiscal year periods of the contract; specifically, this payment was for tickets printed during FY 2020-21 and FY 2021-22. The payment was due because the range of 68 percent–72 percent of Wisconsin Lottery’s net instant ticket sales for all instant tickets printed, under the contract by IGT and its applicable subcontractor, was exceeded. Over the course of this Allocation Measurement Period, 81.24 percent of Wisconsin Lottery’s net instant ticket sales for all instant tickets, based on the calculation dictated in the contract, were printed by IGT and their applicable subcontractor.

B. Pull-tab Tickets

The Lottery entered into a one-year contract with Pollard Banknote Ltd. for pull-tab ticket printing services that expired on February 28, 2022, but included five one-year renewal options. The Lottery exercised its right to renew this contract, which now has an expiration date of February 28, 2024. This is second of the five one-year renewals. The Lottery purchased \$0 in ticket printing services for pull-tabs in FY 2021-22 compared to \$0 in FY 2020-21.

C. Gaming System Vendor

On February 16, 2016, the Lottery entered into a contract with IGT for an integrated gaming computer system, which was implemented on May 14, 2017. The initial term of this contract is for seven years from the operational start date, with the option to renew up to three additional one-year periods.

The contract requires the Lottery to pay IGT 2.58 percent of weekly net sales. In addition, the new contract includes the lottery gaming system, 70 percent of instant scratch-off ticket printing, warehousing, distribution, and telemarketing services. Net vendor service payments to IGT were approximately \$24.1 million in FY 2021-22 and approximately \$23.1 million in FY 2020-21.

D. Product Information Costs

The Lottery awarded a contract with The Hiebing Group Inc. on May 18, 2021, to provide information advertising services. The Lottery signed a two-year contract with The Hiebing Group Inc. starting July 1, 2021, through June 30, 2023, with an option to renew for four additional one-year periods. Payments to The Hiebing Group Inc. were approximately \$8.1 million in FY 2021-22, while total spending on product information costs was approximately \$8.5 million during FY 2021-22. The Lottery previously contracted with Hoffman York Inc. in FY 2020-21 and prior fiscal years. Payments to Hoffman York Inc. were approximately \$7.8 million during FY 2020-21, while total spending on product information costs was approximately \$8.4 million during FY 2020-21.

10. RESTRICTED NET POSITION

The Lottery had a net position invested in capital assets of \$65,806 as of June 30, 2022, and \$86,374 as of June 30, 2021.

The Lottery had a restricted net position for pensions of \$294,351 as of June 30, 2022, and \$1,553,124 as of June 30, 2021, because it reported a net pension asset. Amounts restricted for pensions can be primarily attributed to adjustments required by governmental accounting standards for the WRS.

The Lottery had a restricted net position for OPEB of \$33,432 as of June 30, 2022, and \$209,119 as of June 30, 2021. Amounts restricted for OPEBs can be primarily attributed to adjustments required by governmental accounting standards.

The Lottery also had a restricted net position related to MUSL reserves, as described in Note 5. The restricted net position related to the MUSL reserves was \$6,098,571 as of June 30, 2022, and \$6,096,168 as of June 30, 2021.

The Lottery also had a restricted net position for investment fair value adjustments of \$249,123 as of June 30, 2022, and \$741,293 as of June 30, 2021. The Lottery does not realize gains or losses from the change in fair value of its annuity investments because it holds the investments until maturity to pay the annual annuity prize payments. Therefore, fair value adjustments recognized as investment income and any cash held for annuity prize payments are restricted and are not available for distribution as property tax credits.

Finally, the Wisconsin Constitution requires net proceeds from the operations of the Lottery to be used to provide local property tax relief. Balances from other gaming-related appropriations, including racing and charitable bingo operations, are transferred to the Lottery Fund for distribution in the form of property tax relief. The net proceeds and gaming-related transfers available for property tax relief make up the remainder of the restricted net position and were \$42,291,979 as of June 30, 2022, and \$83,069,131 as of June 30, 2021.

11. DISTRIBUTION OF NET PROCEEDS

Net proceeds from the Lottery and other gaming-related proceeds were used for the Lottery and Gaming Tax Credit, as described in Note 2Q. The total Lottery and Gaming Tax Credit for FY 2021-22 was \$340,194,610 compared to \$236,300,163 for FY 2020-21.

12. TRANSFERS IN FROM GENERAL FUND

2021 Wisconsin Act 58 directed a transfer of \$72.9 million in FY 2021-22 compared to \$73.1 million in FY 2020-21 of GPR from the General Fund to the Lottery Fund. This transfer was to be applied towards retailer commissions, vendor fees and certain general program operations. The actual transfer amount to Lottery was \$72.9 million in FY 2021-22 compared to \$71.8 million in FY 2020-21.

■ ■ ■ ■

Supplementary Schedules

Statutorily Defined Lottery Administrative Expenses for the Years Ended June 30, 2022, June 30, 2021, and June 30, 2020

	Year Ended June 30, 2022	Year Ended June 30, 2021	Year Ended June 30, 2020
ADMINISTRATIVE EXPENSES			
Instant and Lotto Vendor Services	\$ 24,070,948	\$ 23,127,310	\$ 18,804,094
Product Information Costs	8,490,009	8,415,498	8,443,164
Instant Ticket Printing Costs	2,919,004	2,313,882	2,658,577
Salaries and Fringe Benefits	6,591,601	5,596,641	6,045,441
Supplies and Services	2,766,685	3,063,895	2,508,372
Depreciation Expense	26,114	27,218	27,960
Transfers Out—Department of Health and Family Services for Compulsive Gambling Programs	396,000	396,000	396,000
Transfers Out—Department of Revenue for Lottery Credit Administration	286,286	239,078	196,655
Transfers Out—General Fund	185,204	21,834	53,360
Total Administrative Expenses as Determined in Accordance with s. 25.75 (3) (b), Wis. Stats.	<u>\$ 45,731,851</u>	<u>\$ 43,201,356</u>	<u>\$ 39,133,623</u>
Gross Lottery Revenues per s. 25.75 (1) (b), Wis. Stats.	<u>\$ 887,887,764</u>	<u>\$ 894,592,291</u>	<u>\$ 725,473,542</u>
Administrative Expenses as a Percentage of Gross Lottery Revenues	5.15%	4.83%	5.39%

Section 25.75 (3) (b), Wis. Stats., limits the Wisconsin Lottery's administrative expenses to 10 percent of gross lottery revenues. Gross lottery revenues, as defined in s. 25.75 (1) (b), Wis. Stats., include lottery ticket sales and retailer fees. Administrative expenses, as defined in s. 25.75 (3) (b), Wis. Stats., do not include retailer commissions and incentives and transfers to the Department of Justice for law enforcement.

Note: The above amounts are based on the accrual basis of accounting.

Summary of Prize Expenses for the Years Ended June 30, 2018, through June 30, 2022

Section 25.75 (3) (a), Wis. Stats., requires that at least 50 percent of each year's revenues from the sale of lottery tickets be returned as prizes to the holders of winning lottery tickets. The amounts expended for winning lottery tickets for the past five years, for both instant and online games, are summarized below.

	Fiscal Year 2021-22		
	Prize Expense	Ticket Sales	Prize Expense as a Percentage of Sales
Instant Games	\$ 434,711,984	\$ 638,905,267	68.0%
Lotto Games	122,403,339	248,915,588	49.2
Total for Fiscal Year	\$ 557,115,323	\$ 887,820,855	62.8

	Fiscal Year 2020-21		
	Prize Expense	Ticket Sales	Prize Expense as a Percentage of Sales
Instant Games	\$ 433,648,797	\$ 635,178,975	68.3%
Lotto Games	126,042,780	259,362,390	48.6
Total for Fiscal Year	\$ 559,691,577	\$ 894,541,365	62.6

	Fiscal Year 2019-20		
	Prize Expense	Ticket Sales	Prize Expense as a Percentage of Sales
Instant Games	\$ 347,601,836	\$ 513,741,682	67.7%
Lotto Games	105,920,550	211,698,030	50.0
Total for Fiscal Year	\$ 453,522,386	\$ 725,439,712	62.5


	Fiscal Year 2018-19		
	Prize Expense	Ticket Sales	Prize Expense as a Percentage of Sales
Instant Games	\$ 300,532,518	\$ 451,343,267	66.6%
Lotto Games	131,413,329	261,789,507	50.2
Total for Fiscal Year	\$ 431,945,847	\$ 713,132,774	60.6

	Fiscal Year 2017-18		
	Prize Expense	Ticket Sales	Prize Expense as a Percentage of Sales
Instant Games	\$ 282,121,683	\$ 420,434,815	67.1%
Lotto Games	122,325,292	246,957,605	49.5
Total for Fiscal Year	\$ 404,446,975	\$ 667,392,420	60.6

Note: The above amounts are based on the accrual basis of accounting, with adjustments made to prize expense for unclaimed winning tickets and reserve accounts. For each game, the prize structure represents the number, value, and odds of winning for each prize and is used to estimate the expected amounts to be paid to lottery winners. The games' actual prizes (prize expense) may be less than the games' structure because of unclaimed winning tickets and deposits in reserve accounts.



Auditor's Report





Legislative Audit Bureau

Joe Chrisman
State Auditor22 East Mifflin Street, Suite 500
Madison, Wisconsin 53703Main: (608) 266-2818
Hotline: 1-877-FRAUD-17www.legis.wisconsin.gov/lab
AskLAB@legis.wisconsin.gov**Independent Auditor's Report on Internal Control over
Financial Reporting and on Compliance and Other Matters**

Senator Eric Wimberger and
Representative Robert Wittke, Co-chairpersons
Joint Legislative Audit Committee

Mr. Peter Barca, Secretary
Department of Revenue

Ms. Cindy Polzin, Administrator
Division of Lottery
Department of Revenue

We have audited the financial statements and the related notes of the Wisconsin Lottery, administered by the State of Wisconsin Department of Revenue (DOR), as of and for the years ended June 30, 2022, and June 30, 2021, and have issued our report thereon dated June 27, 2023. We conducted our audits in accordance with auditing standards generally accepted in the United States of America and the standards applicable to financial audits contained in *Government Auditing Standards*, which is issued by the Comptroller General of the United States.

Report on Internal Control over Financial Reporting

Management is responsible for establishing and maintaining effective internal control over financial reporting (internal control). In planning and performing our audits of the financial statements, we considered DOR's internal control as a basis for designing audit procedures that are appropriate in the circumstances for the purpose of expressing our opinion on the financial statements, but not for the purpose of expressing an opinion on the effectiveness of DOR's internal control. Accordingly, we do not express an opinion on the effectiveness of DOR's internal control.

A *deficiency in internal control* exists when the design or operation of a control does not allow management or employees, in the normal course of performing their assigned functions, to prevent misstatements, or to detect and correct misstatements on a timely basis. A *material weakness* is a deficiency or a combination of deficiencies in internal control such that there is a reasonable possibility that a material misstatement of the Wisconsin Lottery financial statements will not be prevented, or that a material misstatement will not be detected and corrected on a timely basis. A *significant deficiency* is a deficiency or a combination of deficiencies in internal control that is less severe than a material weakness, yet important enough to merit attention by those charged with governance.

Our consideration of internal control was for the limited purpose described in the first paragraph of this section and was not designed to identify all deficiencies in internal control that might be material weaknesses or significant deficiencies. Given these limitations, during our audit we did not identify any

deficiencies in internal control that we consider to be material weaknesses. However, material weaknesses or significant deficiencies may exist that have not been identified.

Report on Compliance and Other Matters

As part of obtaining reasonable assurance about whether the Wisconsin Lottery financial statements are free from material misstatement, we performed tests of compliance with certain provisions of laws, regulations, and contracts, noncompliance with which could have a material effect on the financial statements. However, providing an opinion on compliance with those provisions was not an objective of our audit and, accordingly, we do not express such an opinion. The results of our tests disclosed no instances of noncompliance or other matters that are required to be reported under *Government Auditing Standards*.

Purpose of This Report

This report is an integral part of an audit performed in accordance with *Government Auditing Standards* and should be used when considering DOR's internal control and compliance. The purpose of this report is solely to describe the scope of our testing of internal control and compliance and the result of that testing, and not to provide an opinion on the effectiveness of DOR's internal control or on compliance. Accordingly, this report is not suitable for any other purpose.

LEGISLATIVE AUDIT BUREAU



June 27, 2023

Response



State of Wisconsin • DEPARTMENT OF REVENUE

2135 RIMROCK ROAD • Mail Stop 624A • P.O. BOX 8933 • MADISON, WISCONSIN 53708-8933 • 608-266-6466 • FAX (608) 266-5718
<http://www.revenue.wi.gov>

Tony Evers
Governor

Peter W. Barca
Secretary of Revenue

June 27, 2023

TO: Joe Chrisman, State Auditor

FROM: Peter Barca, Secretary

RE: Wisconsin Lottery Audit Response to Audit Finding – *The Wisconsin Lottery did not demonstrate that it fulfilled its statutory requirement to report to the Legislature for the quarter ended September 2022*

This memo is the Wisconsin Department of Revenue's response for the finding and recommendation made by the Legislative Audit Bureau (LAB) in its audit report for the years ended June 30, 2022, and June 30, 2021.

LAB Recommendation

We recommend the Department of Revenue consistently file each statutorily required report in a timely manner.

DOR Response

As noted in the finding, the *Department Report* for the quarter ended September 2022 was not filed in a timely manner after the quarter ended. This was due to substantial staffing shortages at that time in the Enterprise Services Division, who is responsible for filing the report on behalf of the Department of Revenue (DOR or Department). This report was completed in January of 2023, at the same time the second quarterly report was completed. However, because all previous quarterly report information is included in subsequent quarterly reports for the same fiscal year, staff transmitted only the second quarterly report in January of 2023 to avoid confusion with the receipt of two quarterly reports at one time.

The quarterly reports, transmitted consistently over time, include two parts, a cover letter, and a year-to-date financial report. When transmitting the second quarterly report in January of 2023, the year-to-date financial report document was inadvertently omitted from the transmittal. This was not identified or noted by any of the recipients, and DOR staff were unaware of the omission until it was in the process of completing the third quarterly report. When the omission was identified, DOR staff transmitted all year-to-date quarterly reports for FY 2023, along with a detailed explanation of what had transpired to date in FY 2023. The transmittal of all year-to-date quarterly reports for FY 2023 occurred on June 8, 2023, fulfilling the statutory requirement.

DOR Corrective Action Plan

While state statute (sec. 565.37(3)) does not specify a time period in which the *Department Report* is required to be filed by the Department, DOR staff understand the importance of filing the complete report on a regular basis and the Department will ensure that future reporting requirements are fulfilled in a timely and complete manner:

- Due to FY 2023-year end processes and reporting, the report for the fourth quarter will be filed no later than September 30, 2023
- Reports for quarters one through three of FY 2024 will be filed no later than the last day of the month following the quarter's end date. The reports should be expected on or before:
 - October 31, 2023, for quarter one
 - January 31, 2024, for quarter two
 - April 30, 2024, for quarter three

June 27, 2023
Page 2

The person responsible for the corrective action is Julie Raes, Administrator, Enterprise Services Division. She can be contacted by email at julie.raes@wisconsin.gov or by telephone at (608) 264-8175.

cc: Julie Raes, Enterprise Services Division Administrator
Cindy Polzin, Lottery Division Administrator
Peggy Steeno, FMS Bureau Director