

**Report 20-3
March 2020**

State of Wisconsin FY 2018-19 Single Audit

STATE OF WISCONSIN



Legislative Audit Bureau ■

State of Wisconsin

FY 2018-19 Single Audit

Joint Legislative Audit Committee Members

Senate Members:

Robert Cowles, Co-chairperson
Chris Kapenga
Alberta Darling
Janet Bewley
Tim Carpenter

Assembly Members:

Samantha Kerkman, Co-chairperson
John Macco
John Nygren
Melissa Sargent
Katrina Shankland

State Auditor
Joe Chrisman

**Deputy State Auditor
for Financial Audit**
Carolyn Stittleburg

**Financial Audit
Directors**
Kendra Eppler
Sherry Haakenson
Erin Scharlau

**Assistant
Financial Audit
Director**
Lisa Kasel

IT Audit Manager
Colin Shogren

**Senior Principal
Financial Auditor**
Brian Geib

**Publications
Designer and Editor**
Susan Skowronski

Office Administrator
Allyssa Costello

Bureau Assistant
Katie McDonnell

The Legislative Audit Bureau supports the Legislature in its oversight of Wisconsin government and its promotion of efficient and effective state operations by providing nonpartisan, independent, accurate, and timely audits and evaluations of public finances and the management of public programs. Bureau reports typically contain reviews of financial transactions, analyses of agency performance or public policy issues, conclusions regarding the causes of problems found, and recommendations for improvement.

Reports are submitted to the Joint Legislative Audit Committee and made available to other committees of the Legislature and to the public. The Audit Committee may arrange public hearings on the issues identified in a report and may introduce legislation in response to the audit recommendations. However, the findings, conclusions, and recommendations in the report are those of the Legislative Audit Bureau.

The Bureau accepts confidential tips about fraud, waste, and mismanagement in any Wisconsin state agency or program through its hotline at 1-877-FRAUD-17.

For more information, visit www.legis.wisconsin.gov/lab.

Team Leaders

Emily Albrecht
Shellee Bauknecht
Bridget Cull
Bruce Flinn
Jenny Frank
Nathan Heimler
Rachael Inman
Jennifer Multerer
Katie Natzke
Emily Pape
Matt Rossi
BreeAnn Schlenske
Matthew Terpstra
Joseph Westby
Stephanie Yost

Auditors

Jessica Albrecht
Jeffrey Beckett
Kimberly Cantwell
Martha Czerniakowski
Nicholas Dorey
Paul Hauser
Michael Kuen
David Lisk
Erin Ludmer
Audrey Manser
Jan McAllister
Thi Nguyen
Tanya Niemi
Matthew Owensby
Lauren Pawlowski
Cristina Peterson
Keri Routhieaux
Dominic Schuh
Phillip Stapel
Elizabeth Wilson
Brandon Woller
Chloe Zhang



CONTENTS

Letter of Transmittal	1
Introduction	3
Auditor's Report	7
Auditor's Reports on Federal Programs	13
Department of Administration	19
Department of Health Services	23
Department of Military Affairs	39
Department of Public Instruction	45
Other Agencies	51
State of Wisconsin Schedule of Findings and Questioned Costs for the Year Ended June 30, 2019	55

AUDITEE SECTION

State of Wisconsin Summary Schedule of Prior Audit Findings	75
State of Wisconsin Schedule of Expenditures of Federal Awards for the Year Ended June 30, 2019	107
Notes to the State of Wisconsin Schedule of Expenditures of Federal Awards	171
Corrective Action Plans	183



STATE OF WISCONSIN | Legislative Audit Bureau

22 East Mifflin St., Suite 500 ■ Madison, WI 53703 ■ (608) 266-2818 ■ Hotline: 1-877-FRAUD-17 ■ www.legis.wisconsin.gov/lab

Joe Chrisman
State Auditor

March 20, 2020

Senator Robert Cowles and
Representative Samantha Kerkman, Co-chairpersons
Joint Legislative Audit Committee
State Capitol
Madison, Wisconsin 53702

Dear Senator Cowles and Representative Kerkman:

We have completed our annual financial and compliance audit of the State of Wisconsin. This audit satisfies state agencies' audit requirements under the federal Single Audit Act of 1984, as amended, and of the federal Office of Management and Budget *Uniform Administrative Requirements, Cost Principles, and Audit Requirements for Federal Awards* (Uniform Guidance). The audit also assists us in fulfilling our audit responsibilities under s. 13.94, Wis. Stats.


Our report contains the auditor's reports on internal control over financial reporting and on compliance with program requirements, and our audit opinion on the State of Wisconsin's Schedule of Expenditures of Federal Awards. In fiscal year (FY) 2018-19, state agencies administered \$12.4 billion in federal financial assistance. We qualified our opinion on compliance related to cash management requirements for three federal programs.

We tested internal controls and compliance with laws and regulations for 16 federal programs that were selected for review using risk-based assessment criteria established by the federal government and specified in Uniform Guidance. Although state agencies generally complied with federal requirements, we made 9 recommendations to improve administration of federal programs.

We also followed up on the status of corrective actions to address prior audit findings reported in our FY 2017-18 single audit report (report 19-3). We also report new and continuing internal control deficiencies and areas of federal noncompliance. The federal government will work with state agencies to resolve the new and continuing concerns we identified.

We appreciate the courtesy and cooperation extended to us by state agency staff during our audit. Agency responses to individual findings are included within the agency chapters. As required by Uniform Guidance, agency corrective action plans to address these findings are included separately in the auditee section of this report.

Respectfully submitted,



Joe Chrisman
State Auditor

JC/CS/ss

Introduction ■

Wisconsin state agencies administered \$12.4 billion in federal financial assistance during fiscal year (FY) 2018-19 including \$11.2 billion in cash assistance, \$945.8 million in noncash assistance, and \$179.6 million in outstanding loan balances. As a condition of receiving federal funds, state agencies must meet the audit requirements of the federal Single Audit Act of 1984, as amended, and of the federal Office of Management and Budget *Uniform Administrative Requirements, Cost Principles, and Audit Requirements for Federal Awards* (Uniform Guidance). We performed this audit for FY 2018-19 at the request of state agencies that administered federal financial assistance and to assist us in fulfilling our audit responsibilities under s. 13.94, Wis. Stats. We focused our audit on the internal controls over 16 selected federal programs and tested compliance with laws and regulations related to these programs.

In performing this audit, we are required by federal rules to:

- render an opinion on the State's basic financial statements;
- issue a report on the State's internal control and compliance related to financial reporting; and
- issue a report on the State's compliance with requirements applicable to each major program, on its internal control over compliance, and on its Schedule of Expenditures of Federal Awards.

Our opinion on the State's FY 2018-19 financial statements was included in the State's Comprehensive Annual Financial Report (CAFR), which was issued by the Wisconsin Department of Administration (DOA) in December 2019 and is available

on DOA's website. The other required auditor's reports, along with the agencies' responses to our findings and their corrective action plans, are included in this single audit report. This single audit report, along with other required information, has been submitted to the federal government as required by Uniform Guidance.

As shown in Table 1, the ten largest programs accounted for 83.7 percent of the \$12.4 billion in federal financial assistance state agencies administered during FY 2018-19.

Table 1

State of Wisconsin Expenditures of Federal Funds¹
FY 2018-19

Federal Program	Primary Recipient	Expenditures	Percentage of Total
Medicaid Cluster	DHS	\$ 5,500,992,064	44.5%
Highway Planning and Construction Cluster	DOT	996,871,459	8.1
Student Financial Assistance Cluster	UW System	983,123,395	7.9
Supplemental Nutrition Assistance Program (SNAP) Cluster	DHS	857,176,765	6.9
Research and Development Cluster	UW System	590,105,267	4.8
Unemployment Insurance ²	DWD	454,905,892	3.7
Child Nutrition Cluster	DPI	262,240,166	2.1
Children's Health Insurance Program (CHIP)	DHS	244,311,237	2.0
Temporary Assistance for Needy Families (TANF) Cluster	DCF	241,584,508	1.9
Special Education Cluster (IDEA)	DPI	226,953,122	1.8
Subtotal		10,358,263,875	83.7
Other Federal Programs		2,015,786,145	16.3
Total		\$12,374,050,020	100.0%

¹ Includes cash assistance; noncash assistance, such as food commodities; and outstanding loan balances.

² In accordance with federal requirements, consists of insurance benefits paid from employer contributions and direct federal funding.

The Department of Health Services (DHS) is responsible for the Medicaid Cluster, which is the largest federal program administered by the State. In addition, DHS disbursed more than \$857.2 million in federal funds and benefits under the Supplemental Nutrition Assistance Program (SNAP) Cluster for Wisconsin's FoodShare program and \$244.3 million under the Children's Health Insurance Program (CHIP).

The Department of Transportation (DOT) is responsible for administering the Highway Planning and Construction Cluster, which was the second-largest federal program administered by the State during FY 2018-19.

The University of Wisconsin (UW) System administered federal student financial assistance totaling \$983.1 million under the Student Financial Assistance Cluster, which was the third-largest federal program administered by the State during FY 2018-19. UW System also disbursed \$590.1 million under a variety of research and development grants.

Other state agencies administered other large federal programs, including:

- the Department of Workforce Development (DWD), which expended funds under the Unemployment Insurance (UI) program;
- the Department of Public Instruction (DPI), which provided funds to local schools and other entities under the Child Nutrition Cluster and the Special Education Cluster (IDEA); and
- the Department of Children and Families (DCF), which expended funds under the Temporary Assistance for Needy Families (TANF) Cluster.

Uniform Guidance establishes the process for selecting the grant programs to be audited. Uniform Guidance categorizes federal programs as “type A” (large programs) and “type B” (smaller programs). For the State, type A programs had expenditures of \$30.0 million or more in federal funds. The type A and B programs selected for audit were those determined to be subject to a higher risk of noncompliance based on the risk factors established by Uniform Guidance.

The audit of FY 2018-19 focused on the eleven type A programs and five type B programs listed in Section I of the Schedule of Findings and Questioned Costs. These programs were administered by seven state agencies and accounted for 51.2 percent of the \$12.4 billion in federal financial assistance administered by state agencies. Table 2 shows the amount of federal financial assistance administered by each state agency.

We also followed up on the status of corrective actions to address prior audit findings reported in our FY 2017-18 single audit report (report 19-3). Our FY 2018-19 single audit report includes those findings that are required to be reported under Uniform Guidance, including findings related to the audit of the State’s financial statements. In addition, we noted certain additional internal control or compliance matters that we conveyed to agency management in separate communications.

Table 2

Summary Schedule of Expenditures of Federal Awards
by Wisconsin State Agency for the Year Ended June 30, 2019

State Agency	Individual Programs and Other Clusters	Research and Development Cluster	Student Financial Assistance Cluster	Total
Department of Health Services	\$ 6,995,123,443	\$ –	\$ –	\$ 6,995,123,443
University of Wisconsin System	114,354,338	590,105,267	983,123,395	1,687,583,000
Department of Transportation	1,074,454,491	–	–	1,074,454,491
Department of Public Instruction	836,410,720	–	–	836,410,720
Department of Children and Families	618,223,792	–	–	618,223,792
Department of Workforce Development	595,638,276	–	–	595,638,276
Department of Administration	169,598,862	–	–	169,598,862
Department of Natural Resources	153,673,464	–	–	153,673,464
Department of Military Affairs	81,611,468	–	–	81,611,468
Department of Veterans Affairs	50,709,002	–	–	50,709,002
Department of Justice	46,694,852	–	–	46,694,852
Wisconsin Technical College System	28,405,570	–	–	28,405,570
Department of Agriculture, Trade and Consumer Protection	13,584,923	–	–	13,584,923
Public Service Commission	12,890,334	–	–	12,890,334
Elections Commission	2,693,472	–	–	2,693,472
Department of Corrections	1,957,601	–	–	1,957,601
Board for People with Developmental Disabilities	1,285,316	–	–	1,285,316
Wisconsin Historical Society	1,272,411	–	–	1,272,411
Department of Tourism	870,542	–	–	870,542
Child Abuse and Neglect Prevention Board	526,949	–	–	526,949
Wisconsin Court System	455,054	–	–	455,054
Department of Safety and Professional Services	331,431	–	–	331,431
Board of Commissioners of Public Lands	55,047	–	–	55,047
Total State of Wisconsin	\$10,800,821,358	\$590,105,267	\$983,123,395	\$12,374,050,020

■ ■ ■ ■

Auditor's Report ■



Independent Auditor's Report on Internal Control over Financial Reporting and on Compliance and Other Matters

Honorable Members of the Legislature The Honorable Tony Evers, Governor

We have audited the financial statements and the related notes of the governmental activities, the business-type activities, the aggregate discretely presented component units, each major fund, and the aggregate remaining fund information of the State of Wisconsin, which collectively comprise the State's basic financial statements, as of and for the year ended June 30, 2019, and have issued our report thereon dated December 20, 2019.

We conducted our audit in accordance with auditing standards generally accepted in the United States of America and the standards applicable to financial audits contained in *Government Auditing Standards*, which is issued by the Comptroller General of the United States. The basic financial statements and related auditor's opinions have been included in the State of Wisconsin's Comprehensive Annual Financial Report (CAFR) for the fiscal year ended June 30, 2019.

Our report includes a reference to other auditors who audited the financial statements of the Environmental Improvement Fund, the University of Wisconsin (UW) System Fund, the College Savings Program Trust Fund, the Wisconsin Housing and Economic Development Authority, the UW Hospitals and Clinics Authority, and the UW Foundation, as described in our report on the State of Wisconsin's basic financial statements. The financial statements of the Environmental Improvement Fund, the UW System Fund, the College Savings Program Trust Fund, and the Wisconsin Housing and Economic Development Authority were audited in accordance with auditing standards generally accepted in the United States of America and *Government Auditing Standards*. This report does not include the results of the other auditors' testing of internal control over financial reporting or compliance and other matters that were reported on separately by those auditors. Although the financial statements of the UW Hospitals and Clinics Authority and the UW Foundation were audited in accordance with auditing standards generally accepted in the United States of America, they were not audited in accordance with *Government Auditing Standards* and, accordingly, this report does not include reporting on internal control over financial reporting or instances of reportable noncompliance associated with the UW Hospitals and Clinics Authority or the UW Foundation.

Internal Control over Financial Reporting

Management of the State of Wisconsin is responsible for establishing and maintaining effective internal control over financial reporting (internal control). In planning and performing our audit of the financial statements, we considered the State's internal control to determine the audit procedures that are appropriate in the circumstances for the purpose of expressing our opinions on the financial statements, but not for the purpose of expressing an opinion on the

effectiveness of the State's internal control. Accordingly, we do not express an opinion on the effectiveness of the State's internal control.

A deficiency in internal control exists when the design or operation of a control does not allow management or employees, in the normal course of performing their assigned functions, to prevent misstatements, or to detect and correct misstatements on a timely basis. A *material weakness* is a deficiency or a combination of deficiencies in internal control such that there is a reasonable possibility that a material misstatement of the State's basic financial statements will not be prevented, or that a material misstatement will not be detected and corrected on a timely basis. A *significant deficiency* is a deficiency or a combination of deficiencies in internal control that is less severe than a material weakness, yet important enough to merit attention by those charged with governance.

Our consideration of internal control was for the limited purpose described in the first paragraph of this section and was not designed to identify all deficiencies in internal control that might be material weaknesses or significant deficiencies and, therefore, material weaknesses or significant deficiencies may exist that were not identified. However, we identified certain deficiencies in internal control that we consider to be a material weakness or significant deficiencies.

We consider the deficiency in internal control described in Section II of the Schedule of Findings and Questioned Costs as Finding 2019-005 to be a material weakness. We consider the deficiencies in internal control, described in Section II of the Schedule of Findings and Questions Costs as Findings 2019-001 through 2019-004 to be significant deficiencies.

Compliance and Other Matters

As part of obtaining reasonable assurance about whether the State's basic financial statements are free from material misstatement, we performed tests of compliance with certain provisions of laws, regulations, contracts, and grant agreements, noncompliance with which could have a direct and material effect on the determination of financial statement amounts. However, providing an opinion on compliance with those provisions was not an objective of our audit and, accordingly, we do not express such an opinion. The results of our tests disclosed no instances of noncompliance or other matters that are required to be reported under *Government Auditing Standards*.

Responses to Findings


Agency-specific responses to the findings identified in our audit are described in Section II of the Schedule of Findings and Questioned Costs. Agency-specific corrective action plans for the findings identified in our audit are included in the Corrective Action Plans chapter. The responses and corrective action plans were not subjected to the auditing procedures applied in the audit of the financial statements and, accordingly, we express no opinion on them.

Purpose of This Report

This report is an integral part of an audit performed in accordance with *Government Auditing Standards* and should be used when considering the State's internal control and compliance. The purpose of this report is solely to describe the scope of our testing of internal control and compliance

and the result of that testing, and not to provide an opinion on the effectiveness of the State's internal control or on compliance. Accordingly, this report is not suitable for any other purpose.

LEGISLATIVE AUDIT BUREAU

A handwritten signature in black ink, appearing to read "Joe Chrisman". The signature is fluid and cursive, with a long horizontal stroke extending to the right.

Joe Chrisman
State Auditor

December 20, 2019

Auditor's Reports on Federal Programs ■



Independent Auditor's Report on Compliance for Each Major Federal Program; Report on Internal Control over Compliance; and Report on the Schedule of Expenditures of Federal Awards Required by Uniform Guidance

Honorable Members of the Legislature

The Honorable Tony Evers, Governor

Report on Compliance for Each Major Federal Program

We have audited the State of Wisconsin's compliance with the types of compliance requirements described in the federal Office of Management and Budget (OMB) Compliance Supplement that could have a direct and material effect on each of its major federal programs for the year ended June 30, 2019. The State of Wisconsin's major federal programs are identified in the Summary of Auditor's Results section of the accompanying Schedule of Findings and Questioned Costs.

The State of Wisconsin's basic financial statements include the operations of the Wisconsin Housing and Economic Development Authority, the Wisconsin Economic Development Corporation, and the University of Wisconsin Hospitals and Clinics Authority. These entities expended \$365.6 million in federal awards that are not included in the State of Wisconsin's Schedule of Expenditures of Federal Awards for the year ended June 30, 2019. Our audit, as described under the Auditor's Responsibility section of this report, did not include the operations of these entities because these entities engaged other auditors to perform an audit of compliance.

Management's Responsibility

Management of each Wisconsin state agency is responsible for compliance with federal statutes, regulations, and the terms and conditions of its federal awards applicable to its federal programs.

Auditor's Responsibility

Our responsibility is to express an opinion on compliance for each of the State of Wisconsin's major federal programs based on our audit of the types of compliance requirements referred to in the first paragraph. We conducted our audit of compliance in accordance with auditing standards generally accepted in the United States of America; the standards applicable to financial audits contained in *Government Auditing Standards*, which is issued by the Comptroller General of the United States; and the audit requirements of 2 CFR Part 200, *Uniform Administrative Requirements, Cost Principles, and Audit Requirements for Federal Awards* (Uniform Guidance). Those standards and Uniform Guidance require that we plan and perform the audit to obtain reasonable assurance about whether noncompliance occurred with the types of compliance requirements that could have a direct and material effect on a major federal program. An audit includes examining, on a test basis, evidence about the State of Wisconsin's

compliance with those requirements and performing such other procedures as we considered necessary in the circumstances.

We believe that our audit provides a reasonable basis for our qualified and unmodified opinions on compliance for each major federal program. However, our audit does not provide a legal determination on the State of Wisconsin's compliance.

Basis for Qualified Opinion on Certain Major Federal Programs

As described in the accompanying agency report narratives and in Section III of the Schedule of Findings and Questioned Costs, the State of Wisconsin did not comply with requirements regarding the following:

Finding Number	CFDA Number	Major Federal Program/Cluster	Type of Compliance Requirement
2019-400	10.553/10.555/ 10.556/10.559	Child Nutrition Cluster	Cash Management
2019-401	10.558	Child and Adult Care Food Program	Cash Management
2019-402	84.287	Twenty-First Century Community Learning Centers	Cash Management

Compliance with such requirements is necessary, in our opinion, for the State of Wisconsin to materially comply with the requirements applicable to these programs.

Qualified Opinion on Certain Major Federal Programs

In our opinion, except for the noncompliance described in the Basis for Qualified Opinion section, the State of Wisconsin complied, in all material respects, with the types of compliance requirements referred to in the first paragraph that could have a direct and material effect on the Child Nutrition Cluster (CFDA #10.553/10.555/10.556/10.559), Child and Adult Care Food Program (CFDA #10.558), and Twenty-First Century Community Learning Centers (CFDA #84.287) federal programs, for the year ended June 30, 2019.

Unmodified Opinion on Each of the Other Major Federal Programs

In our opinion, the State of Wisconsin complied, in all material respects, with the types of compliance requirements referred to in the first paragraph that could have a direct and material effect on each of its other major federal programs identified in the Summary of Auditor's Results section of the accompanying Schedule of Findings and Questioned Costs, for the year ended June 30, 2019.

Other Matters

The results of our auditing procedures disclosed instances of noncompliance, which are required to be reported in accordance with Uniform Guidance and which are described in the accompanying agency report narratives and in Section III of the Schedule of Findings and Questioned Costs as Findings 2019-100, 2019-300 through 2019-306, and Findings 2019-810 and 2019-811. Our opinion on each major federal program is not modified with respect to these matters.

Wisconsin state agencies' responses and corrective action plans to the noncompliance findings identified in our audit are in the accompanying agency report narratives and the Corrective

Action Plans chapter, respectively. The responses and corrective action plans were not subjected to the auditing procedures applied in the audit of compliance and, accordingly, we express no opinion on them.

Report on Internal Control over Compliance

Management of the State of Wisconsin is responsible for establishing and maintaining effective internal control over compliance with the types of compliance requirements referred to in the first paragraph. In planning and performing our audit, we considered the State of Wisconsin's internal control over compliance with the types of compliance requirements that could have a direct and material effect on a major federal program. This consideration was solely to determine the audit procedures that are appropriate in the circumstances for the purpose of expressing an opinion on compliance for each major federal program and to test and report on internal control over compliance in accordance with Uniform Guidance. This consideration was not for the purpose of expressing an opinion on the effectiveness of internal control over compliance. Accordingly, we do not express an opinion on the effectiveness of the State of Wisconsin's internal control over compliance.

Our consideration of the internal control over compliance was for the limited purpose described in the first paragraph of this section and was not designed to identify all deficiencies in internal control over compliance that might be material weaknesses or significant deficiencies and, therefore, material weaknesses or significant deficiencies may exist that were not identified. However, as discussed below we did identify certain deficiencies in internal control over compliance that we consider to be material weaknesses and significant deficiencies.

A deficiency in internal control over compliance exists when the design or operation of a control over compliance does not allow management or employees, in the normal course of performing their assigned functions, to prevent, or detect and correct, noncompliance with a type of compliance requirement of a federal program on a timely basis. A *material weakness in internal control over compliance* is a deficiency, or a combination of deficiencies, in internal control over compliance, such that there is a reasonable possibility that material noncompliance with a type of compliance requirement of a federal program will not be prevented, or detected and corrected, on a timely basis. We consider the deficiencies in internal control over compliance described in the accompanying agency report narrative and in Section III of the Schedule of Findings and Questioned Costs as Findings 2019-400 through 2019-402 to be material weaknesses.

A significant deficiency in internal control over compliance is a deficiency, or a combination of deficiencies, in internal control over compliance with a type of compliance requirement of a federal program that is less severe than a material weakness in internal control over compliance, yet important enough to merit attention by those charged with governance. We consider the deficiencies in internal control over compliance, described in the accompanying agency report narratives and in Section III of the Schedule of Findings and Questioned Costs as Findings 2019-100, 2019-300 through 2019-306, and Findings 2019-810 and 2019-811, to be significant deficiencies.

Wisconsin state agencies' responses and corrective action plans to the internal control over compliance findings identified in our audit are in the accompanying agency report narratives and the Corrective Action Plans chapter, respectively. The responses and corrective action


plans were not subjected to the auditing procedures applied in the audit of compliance and, accordingly, we express no opinion on them.

The purpose of this report on internal control over compliance is solely to describe the scope of our testing of internal control over compliance and the results of that testing based on the requirements of Uniform Guidance. Accordingly, this report is not suitable for any other purpose.

Report on Schedule of Expenditures of Federal Awards

We have audited the financial statements of the governmental activities, the business-type activities, the aggregate discretely presented component units, each major fund, and the aggregate remaining fund information for the State of Wisconsin as of and for the year ended June 30, 2019, and the related notes to the financial statements, which collectively comprise the State of Wisconsin's basic financial statements. We have issued our report thereon dated December 20, 2019, which contains unmodified opinions on those financial statements. Our audit was conducted for the purpose of forming opinions on the financial statements that collectively comprise the basic financial statements. We have not performed any procedures with respect to the audited financial statements subsequent to December 20, 2019. The accompanying Schedule of Expenditures of Federal Awards is presented for purposes of additional analysis, as required by Uniform Guidance, and is not a required part of the basic financial statements. Such information is the responsibility of management and was derived from and relates directly to the underlying accounting and other records used to prepare the basic financial statements. The information has been subjected to the auditing procedures applied in the audit of the financial statements and certain additional procedures, including comparing and reconciling such information directly to the underlying accounting and other records used to prepare the basic financial statements, and other additional procedures in accordance with auditing standards generally accepted in the United States of America. In our opinion, the Schedule of Expenditures of Federal Awards is fairly stated in all material respects in relation to the basic financial statements as a whole.

LEGISLATIVE AUDIT BUREAU



Joe Chrisman
State Auditor

March 18, 2020

Department of Administration ■

The Wisconsin Department of Administration (DOA) provides support services to other state agencies, manages certain housing and economic development activities, and performs other functions prescribed by law. DOA is also responsible for providing the Governor with fiscal management information and the policy alternatives required for preparing Wisconsin's biennial budget. In FY 2018-19, DOA administered \$169.6 million in federal financial assistance.

We tested DOA's internal controls and compliance with grant requirements for the Low-Income Home Energy Assistance Program (LIHEAP) (CFDA #93.568), which is a type A program. We also tested DOA's internal controls and compliance with grant requirements for Weatherization Assistance for Low-Income Persons (Weatherization) (CFDA #81.042), which is a type B program. We identified an internal concern over federal reporting for these programs (Finding 2019-100).

We also tested internal controls for federal cash management processes performed by DOA and tested compliance with requirements of the Cash Management Improvement Act (CMIA) of 1990, as specified in 31 CFR Part 205. We identified concerns with the timing of draws of federal funds that affect grants administered by the departments of Health Services (DHS) and Public Instruction (DPI). Findings 2019-301 through 2019-303 are discussed in the DHS chapter, which starts on page 23, and Findings 2019-400 through 2019-402 are discussed in the DPI chapter, which starts on page 45. DHS and DPI will be responsible for implementing corrective actions and resolving the findings with the federal government.

In addition, we followed up on DOA's progress in addressing Findings 2018-100 and 2018-101 of our FY 2017-18 single audit (report 19-3). DOA implemented corrective actions to address our concerns related to Finding 2018-101, and to

partially address Finding 2018-100. It will be important for DOA to continue to work to resolve this finding. The Summary Schedule of Prior Audit Findings, which is prepared by management, begins on page 75 and describes the status of each finding as of the end of our audit period as well as ongoing steps to address findings that were not fully corrected.

Finding: 2019-100: Internal Controls over Reporting

Criteria:

The U.S. Department of Health and Human Services (DHHS) provides funding to DOA's Division of Energy, Housing, and Community Resources (DEHCR) for the Low-Income Home Energy Assistance Program (LIHEAP) (CFDA #93.568). The U.S. Department of Energy (DOE) provides funding to DEHCR for the Weatherization Assistance for Low-Income Persons (WAP) program (CFDA #81.042). These programs are used to provide benefits to eligible low-income home owners and renters to reduce the energy burden in heating and cooling their homes. DOA uses the Home Energy (HE) Plus computer system to determine eligibility for individuals applying for benefits, to calculate benefits, and to store information on applicants and beneficiaries, including the types of benefits provided and household data, such as household income.

As the LIHEAP recipient for the State of Wisconsin, DOA is required to submit reports to DHHS, including the *LIHEAP Performance Data Form*, which includes information on funding and performance metrics, such as home energy burden. As the WAP recipient for the State of Wisconsin, DOA is required to submit reports to DOE, including the *WAP Quarterly Program Report*, which includes information on funding and performance metrics, such as energy savings. DOA is also responsible for maintaining effective internal controls to ensure the accuracy of reports filed with DHHS and DOE.

Condition:

DOA uses internally generated queries to automatically summarize information from the HE Plus computer system to prepare certain reports for the LIHEAP and WAP programs. For example, DOA used an internally generated query to automatically summarize the household data for the *LIHEAP Performance Data Form*. Although our review indicated that DOA materially complied with reporting compliance requirements for LIHEAP and WAP, it did not develop sufficient internal controls to ensure the accuracy of query results or have adequate compensating controls in place.

Questioned Costs:

None.

Context:

During our FY 2018-19 audit, we interviewed DEHCR staff to gain an understanding of the procedures and internal controls in place to ensure the reporting compliance requirements were met.

Effect:

No material noncompliance was identified in our testing of the LIHEAP and WAP program reports. However, we found DOA’s internal controls were not sufficient to ensure the accuracy of the queries of the HE Plus computer system. The deficiency in internal control over compliance for the reporting requirement increases the risk that DOA could submit inaccurate reports.

Cause:

DOA did not have ongoing procedures in place to review the accuracy of queries of the HE Plus computer system that are used to prepare federally required reports.

Recommendation

We recommend the Wisconsin Department of Administration develop and implement procedures to regularly review HE Plus queries to ensure accurate data is used in the preparation of federally required reports.

Finding 2019-100: Internal Controls over Reporting

Weatherization Assistance for Low-Income Persons (CFDA #81.042)

<u>Award Number</u>	<u>Award Year</u>
DE-EE0007959	2019

Low-Income Home Energy Assistance (CFDA #93.568)

<u>Award Numbers</u>	<u>Award Years</u>
G-17B1WILIEA	2017
G-18B1WILIEA	2018
G-1901WILIEA	2019

Questioned Costs: None

Response from the Wisconsin Department of Administration:

The Wisconsin Department of Administration agrees with the audit finding and recommendation.



Department of Health Services ■

The Wisconsin Department of Health Services (DHS) provides services to clients in communities and institutions, regulates certain care providers, and supervises and consults with local public and volunteer agencies. It administers state and federal programs involving public health, mental health, substance abuse, long-term care, services to people with disabilities, and medical care. In FY 2018-19, DHS administered \$7.0 billion in federal financial assistance.

We tested DHS's internal controls and compliance with grant requirements for three type A programs: WIC Special Supplemental Nutrition Program for Women, Infants, and Children (CFDA #10.557), Immunization Cooperative Agreements (CFDA #93.268), and Medicaid Cluster (CFDA #93.775/93.777/93.778). We also tested DHS's internal controls and compliance with grant requirements for Public Health Emergency Preparedness (CFDA #93.069) and Block Grants for Community Mental Health Services (CFDA #93.958), which are type B programs. Our audit findings are the following:

- Computer Data Matches (Finding 2019-300);
- Timing of Draws of Federal Funds—Public Health Emergency Preparedness (Finding 2019-301);
- Timing of Draws of Federal Funds—Immunization Cooperative Agreements (Finding 2019-302);
- Timing of Draws of Federal Funds—Block Grants for Community Mental Health Services (Finding 2019-303);

- Monitoring of Subrecipients—Public Health Emergency Preparedness Program (Finding 2019-304);
- Security for Medical Assistance Program IT Systems (Finding 2019-305); and
- Medical Assistance Program Provider Overpayments (Finding 2019-306).

In addition, we followed up on DHS's progress in addressing Findings 2018-300 through 2018-305 of our FY 2017-18 audit (report 19-3), as well as Findings 2017-301 and 2017-302 of our FY 2016-17 audit (report 18-5), which were included in the Summary Schedule of Prior Audit Findings in report 19-3. DHS implemented corrective actions to address our concerns related to Findings 2018-302, 2018-304, 2017-301, and 2017-302, and to partially address Finding 2018-300. DHS did not implement corrective actions to address our concerns related to Findings 2018-301, 2018-303, and 2018-305. It will be important for DHS to continue to work to resolve these findings. The Summary Schedule of Prior Audit Findings, which is prepared by management, begins on page 75 and describes the status of each finding as of the end of our audit period as well as ongoing steps to address findings that were not fully corrected.

Finding 2019-300: Computer Data Matches

Criteria:

The U.S. Department of Health and Human Services provides funding to DHS for the Medical Assistance (MA) Program. Funding under this program is used to provide financial assistance to states for medical payments on behalf of adults, children, pregnant women, and the aged who meet income and resource requirements, and other categorically eligible groups. Local agency caseworkers assist with performing eligibility determination functions by collecting information from MA applicants and recording this information into the statewide Client Assistance for Reemployment and Economic Support (CARES) computer system, which determines eligibility for various income maintenance programs.

DHS is required under 42 CFR s. 435.948 to verify the reasonableness of wage and other financial information obtained from applicants and that is used in making eligibility determinations. DHS is allowed to determine which information from various computer databases is useful for verifying the reasonableness of information in CARES. DHS completes data matches with the following:

- information from the U.S. Social Security Administration (SSA), including social security numbers and supplemental security income payments;
- unemployment compensation (UC) information maintained by the Department of Workforce Development (DWD) Division of Unemployment Insurance; and

- state wage information collected by the Division of Unemployment Insurance in DWD, which is Wisconsin's state wage information collection agency (SWICA).

As required by 42 CFR s. 435.952, DHS must promptly perform the data matches. Local agency caseworkers then follow up on data match discrepancies to ensure eligibility determinations are based on the most recent and reliable data. DHS policy generally requires that caseworkers resolve 80 percent of all data match discrepancies within 45 days of the data match date and document the actions taken to resolve each discrepancy. If it is determined that benefits were provided to ineligible individuals or excessive benefits were provided to eligible individuals, DHS must take steps to recover the overpayments and return the federal share to the federal government.

Condition:

We again determined that DHS has not met its policy requirement of resolving 80 percent of SWICA data match discrepancies within 45 days. Using SWICA data match discrepancy and resolution data provided by DHS, we found that 62.8 percent of data match discrepancies were resolved within 45 days between April 2018 and March 2019. This percentage is lower than the prior year when 70.8 percent of matches were resolved within 45 days. We also observed that 10 of the 25 data match discrepancies we reviewed were not resolved within 45 days. On average, the 10 data match discrepancies took caseworkers an additional 22 days beyond the required 45 days to resolve.

Questioned Costs:

None.

Context:

We found DHS completed required data matches with SSA, UC, and SWICA. In total, we reviewed 65 data match discrepancies that occurred between April 2018 and March 2019, including 25 SWICA data match discrepancies. We noted no issues with those involving the SSA and UC data matches. Furthermore, we found that the resolution rate for UC data match discrepancies we reviewed improved compared to the prior year, noting that caseworkers resolved 98.6 percent of the UC discrepancies within 45 days compared to 97.2 percent the prior year.

Effect:

Because caseworkers did not consistently follow up in a timely manner on the SWICA-identified data match discrepancies, it is unknown whether the most accurate information available was used to make eligibility determinations. It is also possible that some individuals received services for which they were not eligible and for which DHS received federal reimbursement.

Cause:

SSA data matches are entirely automated within CARES, and UC data matches include some automation. Because SWICA data matches discrepancies require more

manual action from caseworkers than those from SSA and UC data matches, SWICA data match discrepancies may require more time to resolve than SSA and UC data match discrepancies. Although DHS identified measures for addressing the reasons why caseworkers did not resolve SWICA data match discrepancies in a timely manner, it has not yet fully implemented these measures, which include adding CARES system enhancements and increased automation for SWICA data match discrepancies as well as providing training to caseworkers.

☑ Recommendation

We recommend the Wisconsin Department of Health Services implement the measures that it identified to assist caseworkers in resolving data match discrepancies in a timely manner, which include adding CARES system enhancements and increased automation for discrepancies generated from SWICA data matches as well as providing training to caseworkers.

Finding 2019-300: Computer Data Matches

Medical Assistance Program (CFDA #93.778)

<u>Award Numbers</u>	<u>Award Years</u>
1805WI5MAP	2018
1905WI5MAP	2019

Questioned Costs: None

Response from the Wisconsin Department of Health Services: The Wisconsin Department of Health Services agrees with the audit finding and recommendation.

Finding 2019-301: Timing of Draws of Federal Funds—Public Health Emergency Preparedness

Finding 2019-302: Timing of Draws of Federal Funds—Immunization Cooperative Agreements

Finding 2019-303: Timing of Draws of Federal Funds—Block Grants for Community Mental Health Services

Criteria:

The Cash Management Improvement Act (CMIA) of 1990, as amended, requires that the State enter into an agreement with the U.S. Department of the Treasury for certain federal programs to ensure that neither the State nor the federal government earns interest income at the expense of the other. This agreement is referred to as the Treasury-State Agreement (TSA). For other federal programs,

CMIA regulations in 31 CFR s. 205.33 require the State to minimize the time between when the State draws federal funds from the federal government and when the State disburses funds for federal program purposes. The regulations further specify that the timing and amount of the draws from the federal government are to be as close as administratively feasible to the State's actual cash outlay.

Condition:

To determine the timing of drawing federal funds, the State Controller's Office in the Department of Administration (DOA) uses a report from the State's enterprise resource planning system, STAR, which includes the State's accounting system. This STAR report identifies the earliest date the federal funds should be drawn in addition to the amount that may be drawn, both of which are based on information derived from federal program transactions processed in STAR by DHS and other state agencies. These transactions include those that directly result in a payment as well as other non-payment transactions, such as those that allocate costs.

A payment may be scheduled in STAR to be disbursed at a future date, rather than immediately after the date the transaction was approved in STAR. However, after a payment transaction is approved in STAR, the central federal draw process begins regardless of the scheduled disbursement date. For those payments DHS scheduled in STAR to be disbursed at a future date, particularly those scheduled to be disbursed five days or more in the future, the STAR report indicated the federal funds could be drawn even though the actual STAR disbursement had not yet occurred. Further, DHS did not have controls in place to limit the time between the draw of federal funds and the disbursement of federal funds for those grant expenditures that were not processed through benefit or subrecipient payment systems and subsequently recorded in STAR.

Questioned Costs:

None.

Context:

During FY 2018-19, DHS administered approximately \$11.5 million for the Public Health Emergency Preparedness program (CFDA #93.069), \$56.2 million for the Immunization Cooperative Agreements program (CFDA #93.268), and \$8.7 million for the Block Grants for Community Mental Health Services program (CFDA #93.958). We reviewed a selection of draws of federal funds and a selection of expenditure transactions for each program. For each selected item, we compared the date the federal funds were drawn and received from the federal government to the State's scheduled payment disbursement date. We did not identify concerns in the timing of federal draws for expenditures processed through DHS benefit or subrecipient payment systems, which represented the largest payments for these programs.

Effect:

Five days or more elapsing between the date a payment transaction was approved and the date the payment was disbursed indicates that the draw of federal funds

was initiated before it was appropriate to do so and, therefore, the State did not minimize the time between drawing and disbursing funds for federal program purposes. For the selected payment transactions we reviewed, certain payment disbursements were scheduled five or more days in the future. For example:

- A payment for the Public Health Emergency Preparedness program was approved in STAR on September 12, 2018, with a scheduled disbursement date of September 27, 2018. The related federal funds were received on September 13, 2018, which was 14 days prior to the scheduled disbursement date.
- A payment for the Immunization Cooperative Agreements program was approved in STAR on May 24, 2019, with a scheduled disbursement date of June 19, 2019. The related federal funds were received on May 28, 2019, which was 22 days prior to the scheduled disbursement date.
- A payment for the Block Grants for Community Mental Health Services program was approved in STAR on February 20, 2019, with a scheduled disbursement date of March 1, 2019. The related federal funds were received on February 21, 2019, which was 8 days prior to the scheduled disbursement date.

Cause:

STAR is a complex system, and the processing that creates the STAR report used by DOA is several steps removed from the entry of a payment transaction, increasing the difficulty of including payment transactions in that report based on the scheduled disbursement date. Because the STAR report DOA used in drawing federal funds is based on the date the transaction was approved in STAR rather than the scheduled disbursement date, DOA was unaware whether scheduled disbursement dates varied significantly from the approved date in the STAR report.

In FY 2017-18, we recommended that DOA correct this deficiency (Findings 2018-100 and 2018-101). In response to our prior audit recommendations, DOA revised procedures in the *Wisconsin Accounting Manual* in March 2019 to explain the need to reduce the time between the draw of federal funds and the scheduled disbursement of funds for federal programs by as much as administratively feasible. However, the control deficiency in DOA's draw process for the grant programs was present for the majority of FY 2018-19. From March through June 2019, DHS also did not implement changes to its practice of scheduling certain payments to address this issue. Instead, DHS relied on future changes DOA planned to make to STAR to improve the central draw process.

Recommendation

We recommend the Wisconsin Department of Health Services work with the Wisconsin Department of Administration to ensure compliance with federal cash management requirements, including by reducing the time between the draw of federal funds and the

scheduled disbursement of funds for federal programs it administers by as much as administratively feasible.

Finding 2019-301: Timing of Draws of Federal Funds—Public Health Emergency Preparedness

Public Health Emergency Preparedness (CFDA #93.069)

<u>Award Numbers</u>	<u>Award Years</u>
1NU90TP921893-01-00	2017-18
6NU90TP921893-01-01	2017-18
6NU90TP921893-01-02	2017-18
6NU90TP921893-01-03	2017-18
6NU90TP921893-01-04	2017-19
6NU90TP921893-01-05	2017-19
6NU90TP921893-01-06	2017-19
6NU90TP921893-01-08	2017-20

Questioned Costs: None

Finding 2019-302: Timing of Draws of Federal Funds—Immunization Cooperative Agreements

Immunization Cooperative Agreements (CFDA #93.268)

<u>Award Numbers</u>	<u>Award Years</u>
5NH23IP000760-05-00	1/1/2013–6/30/2018
6NH23IP000760-05-02	1/1/2013–6/30/2019
6NH23IP000788-05-03	9/30/2013–6/30/2019
5NH23IP000860-03-00	9/30/2014–9/29/2017
6NH23IP000860-03-04	9/30/2014–6/30/2019

Questioned Costs: None

Finding 2019-303: Timing of Draws of Federal Funds—Block Grants for Community Mental Health Services

Block Grants for Community Mental Health Services (CFDA #93.958)

<u>Award Numbers</u>	<u>Award Years</u>
B09SM010057-17	10/1/2016–9/30/2018
B09SM010057-18	10/1/2017–9/30/2019
B09SM010057-19	10/1/2018–9/30/2020

Questioned Costs: None

Response from the Wisconsin Department of Health Services: The Wisconsin Department of Health Services agrees with the audit finding and recommendation.

Finding 2019-304: Monitoring of Subrecipients—Public Health Emergency Preparedness Program

Criteria:

DHS receives federal funding from the Centers for Disease Control and Prevention under the Public Health Emergency Preparedness (PHEP) program (CFDA #93.069) to support the development of emergency-ready public health departments that are flexible and adaptable in order to aid state responsiveness to a variety of hazards. DHS is subject to *Uniform Administrative Requirements, Cost Principles, and Audit Requirements for Federal Awards* (Uniform Guidance) in administering the program. Uniform Guidance includes three requirements related to the monitoring of subrecipients. First, 2 CFR s. 200.331 (a) (1) requires DHS to communicate certain award information to subrecipients at the time of the subaward. Second, 2 CFR s. 200.331 (b) requires DHS to evaluate each subrecipient's risk of noncompliance for purposes of determining the appropriate nature and level of subrecipient monitoring. Third, 2 CFR s. 200.331 (d) through (f) requires DHS to monitor the activities of the subrecipient as necessary to ensure that the subrecipient uses the subaward for authorized purposes, complies with the terms and conditions of the subaward, and achieves performance goals.

Condition:

We found that DHS did not comply with all of the subrecipient monitoring requirements of Uniform Guidance in administering the PHEP program. First, we found 1 of the 11 subrecipient agreements we reviewed did not communicate all of the required award information. For example, the agreement did not identify the Federal Award Identification Number, the Federal Award Date, or the CFDA number and name. Second, DHS could not provide documentation to support that it had completed 1 of the 11 risk assessments for subrecipients we reviewed. We found that the subrecipient that did not receive all of the required information was different than the subrecipient for which DHS could not provide documentation that a risk assessment had been completed. In addition, although the completed risk assessments indicated each subrecipient's risk was low, DHS did not have procedures in place to determine what monitoring steps would be taken for subrecipients with risks greater than low.

Finally, we found that DHS could not provide documentation of other subrecipient monitoring activities it conducted. For example, DHS required subrecipients to submit budgets for review by PHEP staff. However, there was no formal documentation, such as a confirmation, email, or comments to note that the review was completed. In addition, DHS did not have a tracking method in place to identify that it had received all budgets and that all budgets had been reviewed. These findings when considered together support that DHS needs to take further steps to ensure that Uniform Guidance requirements are implemented for the PHEP program.

Questioned Costs:

None.

Context:

During FY 2018-19, DHS expended \$11.5 million under the PHEP program and disbursed nearly \$9.2 million to approximately 100 subrecipients, including county and city health departments, tribes, and the University of Wisconsin System. DHS is responsible for performing monitoring procedures for the subrecipients of these funds. We reviewed the agreements between DHS and subrecipients to identify whether DHS had communicated the required award information to subrecipients. We also reviewed monitoring activities performed by DHS for the PHEP program during FY 2018-19, including by gaining an understanding of the process DHS used for reviewing subrecipient single audit reports, the results of risk assessments completed for subrecipients, and the procedures used by DHS to monitor subrecipients through the review of periodic reports and budget activities. We also considered informal monitoring activities, including the frequency of discussions DHS held with subrecipients.

Effect:

Because DHS did not comply with all of the subrecipient monitoring compliance requirements for the PHEP program, there is a higher risk that DHS, as well as the subrecipients, are not in compliance with all federal requirements.

Cause:

DHS did not develop sufficient written procedures or controls to ensure all subrecipient monitoring requirements were performed and documented for the PHEP program. Because DHS contracts with many of the same PHEP program subrecipients each year and works closely with them to discuss programmatic goals and outcomes, DHS did not consider it necessary to document all of its monitoring activities.

Although DHS staff responsible for the PHEP program completed many of the subrecipient monitoring requirements required by Uniform Guidance, DHS had not ensured it consistently used standard award templates that communicated all required information to subrecipients, implemented a tracking methodology for completing required risk assessments; and documented that it received and reviewed monitoring reports from all subrecipients in a timely manner. DHS also did not have procedures to identify what steps were necessary when a risk assessment identified a subrecipient with risk greater than low. Given the lack of procedures and controls, it is more challenging for DHS to ensure it complies with subrecipient monitoring requirements when staff turnover occurs as it did in November 2019.

 Recommendation

We recommend the Wisconsin Department of Health Services develop and implement policies and procedures and maintain documentation to ensure compliance with Uniform Guidance subrecipient monitoring requirements, including:

- *ensuring that all required award information is communicated in all subrecipient agreements;*

- *developing written subrecipient monitoring procedures to identify what monitoring steps are necessary when risks greater than low are identified from the risk assessment process;*
- *implementing a tracking method to ensure that all subrecipient risk assessments are completed; and*
- *maintaining documentation of all subrecipient monitoring activities conducted.*

Finding 2019-304: Monitoring of Subrecipients—Public Health Emergency Preparedness Program

Public Health Emergency Preparedness (CFDA #93.069)

<u>Award Numbers</u>	<u>Award Years</u>
1 NU90TP921893-01-00	7/1/2017-6/30/2018
6 NU90TP921893-01-01	7/1/2017-6/30/2018
6 NU90TP921893-01-02	7/1/2017-6/30/2018
6 NU90TP921893-01-03	7/1/2017-6/30/2018
6 NU90TP921893-01-04	7/1/2017-6/30/2019
6 NU90TP921893-01-05	7/1/2017-6/30/2019
6 NU90TP921893-01-06	7/1/2017-6/30/2019
6 NU90TP921893-01-08	7/1/2017-6/30/2020

Questioned Costs: None

Response from the Wisconsin Department of Health Services: The Wisconsin Department of Health Services agrees with the audit finding and recommendation.

Finding 2019-305: Security for Medical Assistance Program IT Systems

Criteria:

DHS is highly dependent on information technology (IT) systems to administer the MA Program. For example, DHS relies on IT systems to ensure adequate controls are in place for determining eligible program participants and processing MA Program payments. DHS contracts with a vendor to operate the Medicaid Management Information System (MMIS), which is used to process MA Program medical claims and other payments. DHS also contracted with a vendor to develop the CARES system, which is used to determine eligibility for most MA Program participants. Although DHS contracts for CARES system support, it determines the security policies and procedures for the system.

DHS is responsible for ensuring that adequate IT security controls are in place in both MMIS and CARES. For example, 45 CFR s. 95.621, requires DHS to determine appropriate security requirements and to review information systems used in the administration of the MA Program. Further, because MMIS and CARES include medical information related to MA Program participants, DHS is required by

45 CFR 164.308 to ensure security requirements are in place to protect that information.

DHS is also required to follow state IT security policies and procedures established by DOA. In October 2018, DOA established statewide information IT policies and standards for state agencies to follow when administering state IT systems. These policies and standards are based on the National Institute of Standards and Technology (NIST) framework. Specifically, NIST developed *Special Publication 800-53* to provide guidance for meeting minimum requirements for federal information systems, including guidance on remediating security vulnerabilities within a defined time frame.

Condition:

We found DHS did not fully comply with the federal regulations and state policies and procedures to ensure the security of IT systems for the MA Program. For example, we found security weaknesses in CARES in areas such as reviewing and monitoring access. In addition, we found DHS did not adequately monitor MMIS access it had granted to DHS staff. We determined that the detailed results of our reviews in these areas were too sensitive to communicate publicly. Therefore, we communicated the results in a separate confidential communication to DHS dated January 30, 2020.

We also found that a third-party had identified MMIS security weaknesses, including in areas such as access and data processing, through MMIS security assessments it performed for the operating vendor of MMIS. DHS did not ensure the vendor resolved the security weaknesses in a timely manner. Of the security weaknesses reported to DHS in February 2018, 14 security weaknesses assessed as high and 13 assessed as medium were not fully remediated as of June 2019. In addition, DHS did not implement compensating controls to address the security weaknesses.

Questioned Costs:

None.

Context:

We reviewed DHS IT security policies and procedures and compared them to federal regulations, DOA policies and procedures, and NIST guidance. DHS determines IT security policies and procedures for CARES and other DHS applications applicable to the MA Program. However, the operating vendor of MMIS is contractually required to obtain a third-party security assessment of MMIS. DHS was provided with the security assessment in February 2018, which it used to monitor the policies and procedures in place for MMIS during fiscal year 2018-19. We reviewed the MMIS security assessment and status of DHS's follow-up on the findings provided in the security assessment.

Effect:

Procedures and settings that do not align with federal regulations and state policies and procedures weaken the level of security for IT systems applicable to

the MA Program. For example, failure to properly manage and maintain a secure environment could result in inappropriate access, which could result in the issuance of erroneous or fraudulent payments, ineligible program participants, or inappropriate viewing of confidential data.

Cause:

DHS IT policies did not conform to DOA policies and procedures, which represent the minimum standards. In addition, in some instances, DHS policies need to be more stringent to comply with federal regulations for the types of data it manages. DHS attributed the delay in remediating the MMIS security weaknesses, in part, to actions DHS planned in November 2019 that would resolve certain weaknesses without vendor changes. DHS chose to accept the risk presented by the delay. In other instances, DHS did not hold the vendor accountable for original remediation dates. According to DHS, under its prior contract with the vendor, DHS relied on the vendor to identify the timeline to remediate specific security weaknesses. Despite periodic monitoring and discussion with the vendor, DHS did not object when the vendor extended remediation timelines. Under a new contract that began in August 2018, and in response to the most recent MMIS security assessment obtained in September 2019, DHS is taking steps to develop remediation timelines for the vendor based on the severity of the security weakness.

Recommendation

We recommend the Wisconsin Department of Health Services ensure that it adequately safeguards information technology systems used in administering the Medical Assistance Program, including by:

- *developing and implementing information technology policies and procedures that comply with federal regulations and state policies and procedures;*
- *establishing specific timelines for remediation of security weaknesses identified; and*
- *monitoring that corrective actions to remediate security weaknesses are taken in a timely manner.*

Finding 2019-305: Security for Medical Assistance Program IT Systems

Medical Assistance Program (CFDA #93.778)

<u>Award Numbers</u>	<u>Award Years</u>
1805WI5MAP	2018
1905WI5MAP	2019

Questioned Costs: None

Response from the Wisconsin Department of Health Services: The Wisconsin Department of Health Services agrees with the audit finding and recommendation.

Finding 2019-306: Medical Assistance Program Provider Overpayments

Criteria:

The U.S. Department of Health and Human Services provides funding to DHS for the MA Program. DHS uses MA program funding to make payments for services provided to eligible participants. DHS is required by 42 USC s. 1396a (a) (42) (A) to operate a program to audit provider records to ensure that proper payments are made under the MA Program.

Under 42 CFR s. 433.316, MA Program overpayments, which are the amounts paid by DHS to a provider that are in excess of the amounts allowable for the services provided, are required to be refunded to the federal government within one year of discovery. Discovery of an overpayment is defined as the identification by DHS, the federal government, or the provider of the overpayment, and the communication to the provider that the overpayment is subject to recovery. Unless it is the result of fraud, the federal regulations provide that an overpayment is discovered on the date on which DHS first notifies a provider in writing of an overpayment and specifies the amount that is subject to recovery unless notification already occurred in another manner.

Further, 42 USC s. 1396b (d) (2) (C) requires that when DHS identifies an overpayment, it is required to recover or attempt to recover that overpayment. However, regardless of whether DHS is successful in recovering an overpayment, the return to the federal government of the federal share is required to be completed within one year of discovery of the overpayment.

Condition:

As required by DHS s. 108.09, Wis. Adm. Code, if DHS identifies an overpayment during an MA Program provider audit and a voluntary repayment is not achieved, DHS sends a Notice of Intent to Recover (NIR) letter as a final step to initiate recovery from the provider.

In September 2016, a circuit court issued an injunction prohibiting DHS from recovering payments for noncompliance with MA Program requirements other than those set forth in Wisconsin Statutes. Under the injunction, DHS was prohibited from issuing NIR letters or otherwise recovering funds from an MA provider except for payments DHS was unable to verify from the provider's records that a service was actually provided or for which an amount claimed was inaccurate or inappropriate for the service that was provided. The circuit court also stated that if DHS did not cease recovery efforts prohibited under the injunction, it would be found in contempt of court.

DHS continued to conduct audits of MA Program providers, identify potential overpayments, and communicate to the MA providers the identified overpayments. However, except in limited circumstances, DHS ceased completing NIR letters for contested provider overpayments it had identified. As a result, DHS did not begin recovery efforts nor return the federal share of identified overpayments.

In July 2019, the circuit court ruled in favor of DHS. DHS subsequently began processing the backlog of audits that had accumulated during the period of time the court's injunction was in place. In December 2019, the plaintiffs petitioned the Supreme Court for review of the case.

Questioned Costs:

None.

Context:

During FY 2018-19, the MA Program had federal expenditures of \$5.5 billion. We reviewed the process used by DHS to audit MA provider records to ensure that proper payments were made under the MA Program. As part of this review, we obtained a listing of the MA provider audits and found DHS had closed 175 audits during FY 2018-19. However, in June 2019, DHS had 1,208 audits outstanding. DHS estimated a total of \$18.3 million in overpayments were outstanding as of June 2019 from providers that had been sent preliminary letters through June 2018.

Effect:

DHS did not comply with federal regulations to return to the federal government in a timely manner the federal government's share of the overpayments DHS identified from MA Program providers.

Cause:

During FY 2018-19, DHS was prohibited from issuing NIR letters in an attempt to begin recovery efforts for overpayments identified in the provider audit process. Since a NIR was not issued, DHS interpreted federal regulations to mean that the one-year time period during which it must return to the federal government its share of overpayments had not begun. DHS did not consider that issuing preliminary letters may constitute an action that begins the time period for returning overpayments to the federal government. Although the overpayments communicated in DHS's preliminary letters are characterized to the provider as amounts that may be recovered, this does not necessarily preclude them from being considered as discovery of an overpayment under the provisions in 42 CFR s. 433.316 (c) (1).

Further, federal regulations do not explicitly indicate that DHS must be able to recover the overpayment, such as through the issuance of an NIR letter, for the federal government's share of the overpayment to be returned within one year. The federal regulations allow a one-year time period for returning the federal share of identified overpayments, in part, for DHS to make attempts to settle the overpayment amount and collect the amounts.

In FY 2017-18, we communicated that DHS’s practice of issuing preliminary letters and communicating potential overpayments to providers is sufficient under federal regulations to begin the time period in which DHS must return the federal share of overpayments identified (Finding 2018-305). Because DHS disagreed with the finding, it made no changes during FY 2018-19.

☑ Recommendation

We again recommend the Wisconsin Department of Health Services comply with the federal regulations and return to the federal government its share of Medical Assistance Program provider overpayment amounts it has identified and communicated to providers.

Finding 2019-306: Medical Assistance Program Provider Overpayments

Medical Assistance Program (CFDA #93.778)

<u>Award Numbers</u>	<u>Award Years</u>
1805WI5MAP	2018
1905WI5MAP	2019

Questioned Costs: None

Response from the Wisconsin Department of Health Services: The Wisconsin Department of Health Services respectfully disagrees with the audit finding and recommendation.

■ ■ ■ ■

Department of Military Affairs ■

The Department of Military Affairs (DMA) provides a military force through the Wisconsin National Guard, which is available for use in state and national emergencies. Through the Division of Emergency Management, DMA also implements statewide emergency preparedness plans and administers federal disaster and emergency relief funds. In FY 2018-19, DMA administered \$81.6 million in federal financial assistance.

We tested DMA's internal controls and compliance with grant requirements for the National Guard Military Operations and Maintenance (O&M) Projects (CFDA #12.401), which is a type A program. We also tested internal controls and compliance with grant requirements for Disaster Grants—Public Assistance (Presidentially Declared Disasters) (CFDA #97.036), which is a type B program. Our audit findings are the following:

- National Guard Military Operations and Maintenance (O&M) Projects Extensions (Finding 2019-810); and
- Internal Controls Over Matching and Reporting for the Disaster Grants—Public Assistance (Presidentially Declared Disasters) Program (Finding 2019-811).

Finding 2019-810: National Guard Military Operations and Maintenance (O&M) Projects Extensions

Criteria:

The National Guard Military O&M Projects grant provides funding for minor construction, maintenance, repair or operation of facilities, as well as mission

operational support for the Army and Air National Guard. DMA and the federal National Guard Bureau enter into a Master Cooperative Agreement, which is made up of 16 appendices. Each appendix pertains to a functional area and contains the applicable terms and conditions, such as the authorized and unauthorized activities for operations and maintenance.

The National Guard Bureau established National Guard Regulation 5-1, National Guard Grants and Cooperative Agreements. Under Ch. 11-10 of this regulation, DMA is required to submit a written extension request to the United States Property and Fiscal Officer (USPFO) for each appendix for which there are unexpended grant funds 90 days or more after the close of the federal fiscal year. For example, a 2018 grant that ends with the federal fiscal year on September 30, 2018, would require an extension to be submitted if there were unexpended grant funds as of December 31, 2018. For each appendix, the extension request is required to include a listing of all unexpended grant funds and a projected timeline for when those grant funds will be expended. DMA is required to submit extension requests every 90 days until all grant funds under that appendix are expended. Without a submitted extension request, DMA is not permitted to expend additional grant funds nor receive federal reimbursement under that appendix for that grant year.

DMA works with program managers employed by the federal government in administering the National Guard Military O&M Projects grant. Because DMA is the recipient of the National Guard Military O&M Projects grant for the State of Wisconsin, DMA is responsible for maintaining effective internal controls to ensure extension requests are submitted to the USPFO.

Condition:

During our FY 2018-19 audit, we reviewed 50 expenditures for the National Guard Military O&M Projects grant for which an extension request should have been submitted to the USPFO. For 10 of the 50 expenditures we reviewed, DMA could not demonstrate that an extension request had been submitted.

Questioned Costs:

We question a total of \$271,198 in improper National Guard Military O&M Projects expenditures because DMA could not demonstrate an extension request had been submitted. There may also be additional improper National Guard Military O&M Projects expenditures because other extension requests were not submitted.

Context:

We interviewed DMA staff to gain an understanding of the procedures for submitting extension requests to the USPFO. We requested the submitted extension requests for 10 individually important expenditures and 40 randomly sampled expenditures for which an extension request should have been submitted. We then assessed if there was a submitted extension request covering the time period during which the expenditure occurred.

Effect:

DMA did not consistently comply with federal regulations for submitting an extension request when there were unexpended grant funds 90 days or more after the close of the federal fiscal year. Because DMA could not demonstrate extension requests were submitted as required, it expended funds when it was not permitted to do so and, subsequently, DMA received federal reimbursement for grant expenditures that may not be allowable.

Cause:

DMA had assigned the role of submitting extension requests to the federal program managers, but it did not implement procedures to ensure that an appendix requiring an extension had an extension request submitted.

Recommendation

We recommend the Wisconsin Department of Military Affairs develop and implement procedures to ensure extension requests are submitted as required.

Finding 2019-810: National Guard Military Operations and Maintenance (O&M) Projects Extensions

National Guard Military Operations and Maintenance (O&M) Projects
(CFDA #12.401)

<u>Award Numbers</u>	<u>Award Years</u>
46502015ARMYOM	2015
46502016ARMYOM	2016
46502017ARMYENV	2017
46502017ARMYOM	2017
46502017MITCHFO	2017
46502017TELADD	2017
46502018ARMYOM	2018
46502018DISLRN	2018
46502018MITCHFO	2018
46502018TELADD	2018
46502018TELECOM	2018
46502018TRUSEC	2018
46502018VOLKFO	2018
46502018VOLKNR	2018
46502018VOLKTCF	2018

Questioned Costs: \$271,198

Response from the Wisconsin Department of Military Affairs: The Wisconsin Department of Military Affairs agrees with the audit finding and recommendation.

Finding 2019-811: Internal Controls over Matching and Reporting for the Disaster Grants—Public Assistance (Presidentially Declared Disasters) Program

Criteria:

The Federal Emergency Management Agency (FEMA) provides funding to DMA for the Disaster Grants—Public Assistance (Presidentially Declared Disasters) program (Disaster Grants) (CFDA #97.036). This funding provides assistance for response and recovery from major disasters and emergencies declared by the President of the United States. During FY 2018-19, DMA expended \$18.5 million under this program for eight disasters, each of which are made up of multiple projects.

As the recipient of the Disaster Grants for the State of Wisconsin, DMA is responsible for expending a required percentage of total expenditures from state funding sources to meet a matching requirement, and it is required to submit quarterly financial reports to FEMA. DMA is also responsible for maintaining effective internal controls, including policies and procedures to ensure it expends the required percentage of total expenditures and submits accurate quarterly financial reports to FEMA.

Condition:

DMA used an internally generated spreadsheet to automatically summarize the incurred expenditures used to meet the matching requirement. DMA also used this spreadsheet to automatically generate expenditure amounts for the quarterly financial reports to FEMA. Our review indicated that DMA materially complied with the matching and reporting compliance requirements for the Disaster Grants. However, we identified concerns with the query that obtained expenditure data for the spreadsheet from the State's accounting system. Specifically, the query used an inappropriate date field that could produce different results if the same date range was entered in that field but the query was executed on different days. In addition, certain criteria can be manually entered into certain fields for which consistent criteria should be used in order to produce consistent results.

Although DMA developed the spreadsheet and underlying query to ensure the matching and reporting compliance requirements were met, these internal controls were not sufficient to ensure consistency and accuracy. Further, DMA did not have adequate compensating controls.

Questioned Costs:

None.

Context:

During our FY 2018-19 audit, we interviewed DMA staff to gain an understanding of the procedures and internal controls in place to ensure the matching and reporting compliance requirements were met for the Disaster Grants. To assess if the internal controls were appropriate and effective, we reviewed the formulas

applied by the spreadsheet and the underlying query used to obtain the expenditure data from the State’s accounting system.

Effect:

Although no material noncompliance was identified for the Disaster Grants, we found DMA’s internal controls were not sufficient. The deficiency in internal controls over compliance for the matching and reporting requirements increases the risk that DMA will expend more or less than its required percentage of total expenditures and that DMA will submit inaccurate quarterly financial reports to FEMA.

Cause:

Although DMA performed reviews of the spreadsheet results, the reviews were not designed in a manner that would identify the issues with the underlying query used to obtain the expenditure data. DMA also did not perform specific quality assurance reviews of the underlying query to ensure the query functioned correctly and consistently produced accurate results. DMA also did not have established procedures for executing the underlying query to ensure appropriate and consistent criteria was entered.

Recommendation

We recommend the Wisconsin Department of Military Affairs modify the query that obtains expenditure data from the State’s accounting system so that the query consistently provides accurate data, and develop and implement written procedures to ensure the query is consistently executed using appropriate criteria.

Finding 2019-811: Internal Controls over Matching and Reporting for the Disaster Grants—Public Assistance (Presidentially Declared Disasters) Program

Disaster Grants—Public Assistance (Presidentially Declared Disasters)
(CFDA #97.036)

<u>Award Numbers</u>	<u>Award Years</u>
4650DR1933PA	2011
4650DR4076PA	2013
4650DR4141PA	2014
4650DR4276PA	2017
4650DR4288PA	2017
4650DR4343PA	2018
4650DR4383PA	2019
4650DR4402PA	2019

Questioned Costs: None

Response from the Wisconsin Department of Military Affairs: The Wisconsin Department of Military Affairs agrees with the audit finding and recommendation.

Department of Public Instruction ■

The Wisconsin Department of Public Instruction (DPI) provides guidance and technical assistance to support public elementary and secondary education in Wisconsin. It also provides assistance for the development and improvement of public and school libraries. In FY 2018-19, DPI administered \$836.4 million in federal financial assistance.

We tested DPI's internal controls and compliance with grant requirements for three type A programs: Child Nutrition Cluster (CFDA #10.553/10.555/10.556/10.559), Child and Adult Care Food Program (CFDA #10.558), and Supporting Effective Instruction State Grants (formerly Improving Teacher Quality State Grants) (CFDA #84.367). We also tested DPI's internal controls and compliance with grant requirements for Twenty-First Century Community Learning Centers (CFDA #84.287), which is a type B program. Our audit findings are the following:

- Timing of Draws of Federal Funds—Child Nutrition Cluster (Finding 2019-400);
- Timing of Draws of Federal Funds—Child and Adult Care Food Program (Finding 2019-401); and
- Timing of Draws of Federal Funds—Twenty-First Century Community Learning Centers (Finding 2019-402).

In addition, we followed up on DPI's progress in addressing Finding 2018-400 of our FY 2017-18 audit (report 19-3). DPI implemented corrective actions to address this finding. The Summary Schedule of Prior Audit Findings, which is prepared by management, begins on page 75 and describes the status of each finding as of the end of our audit period.

Finding 2019-400: Timing of Draws of Federal Funds—Child Nutrition Cluster**Finding 2019-401: Timing of Draws of Federal Funds—Child and Adult Care Food Program****Finding 2019-402: Timing of Draws of Federal Funds—Twenty-First Century Community Learning Centers***Criteria:*

The Cash Management Improvement Act (CMIA) of 1990, as amended, requires that the State enter into an agreement with the U.S. Department of the Treasury for certain federal programs to ensure that neither the State nor the federal government earns interest income at the expense of the other. This agreement is referred to as the Treasury-State Agreement (TSA). For other federal programs, CMIA regulations in 31 CFR s. 205.33 require the State to minimize the time between when the State draws federal funds from the federal government and when the State disburses funds for federal program purposes. The regulations further specify that the timing and amount of the draws from the federal government are to be as close as administratively feasible to the State's actual cash outlay.

Condition:

To determine the timing of drawing federal funds, the State Controller's Office in the Department of Administration (DOA) uses a report from the State's enterprise resource planning system, STAR, which includes the State's accounting system. This STAR report identifies the earliest date the federal funds should be drawn in addition to the amount that may be drawn, both of which are based on information derived from federal program transactions processed in STAR by DPI and other state agencies. These transactions include those that directly result in a payment as well as other non-payment transactions, such as those that allocate costs.

A payment may be scheduled in STAR to be disbursed at a future date, rather than immediately after the date the transaction was approved in STAR. However, after a payment transaction is approved in STAR, the central federal draw process begins regardless of the scheduled disbursement date. For those payments DPI scheduled in STAR to be disbursed at a future date, particularly those scheduled to be disbursed five days or more in the future, the STAR report indicated the federal funds could be drawn even though the actual STAR disbursement had not yet occurred. DPI indicated that prior to May 2019, it regularly scheduled payment disbursements for aids payments 11 days in the future.

Although compensating controls were identified for major federal programs included in the FY 2018-19 TSA, these compensating controls were not applicable to major federal programs not included in the TSA.

Questioned Costs:

None.

Context:

During FY 2018-19, DOA drew federal funds of approximately \$214.3 million for the Child Nutrition Cluster (CFDA #10.553/10.555/10.556/10.559), \$36.9 million for the Child and Adult Care Food Program (CFDA #10.558), and \$16.2 million for the Twenty-First Century Community Learning Centers (CFDA #84.287) program. We reviewed a selection of draws of federal funds and a selection of expenditure transactions for each program. For each selected item, we compared the date the federal funds were drawn and received from the federal government to the State's scheduled payment disbursement date.

Payments that were scheduled to be disbursed at a future date represented more than 98.0 percent of the payment transactions associated with the Child and Adult Care Food Program, more than 96.0 percent of the payment transactions associated with the Twenty-First Century Community Learning Centers program, and more than 24.0 percent of the payment transactions associated with the Child Nutrition Cluster. Compensating controls were in place for the National School Lunch Program (CFDA #10.555) under the Child Nutrition Cluster because it is included in the TSA.

Effect:

Five days or more elapsing between the date a payment transaction was approved and the date the payment was disbursed indicates that the draw of federal funds was initiated before it was appropriate to do so and, therefore, the State did not minimize the time between drawing and disbursing funds for federal program purposes. For the selected payment transactions we reviewed, certain payment disbursements were scheduled five or more days in the future. For example:

- A payment for the Child Nutrition Cluster was approved in STAR on January 15, 2019, with a scheduled disbursement date of January 28, 2019. The related federal funds were received on January 18, 2019, which was ten days prior to the scheduled disbursement date.
- A payment for the Child and Adult Care Food Program was approved in STAR on April 4, 2019, with a scheduled disbursement date of April 15, 2019. The related federal funds were received on April 5, 2019, which was ten days prior to the scheduled disbursement date.
- A payment for the Twenty-First Century Community Learning Centers program was approved in STAR on September 26, 2018, with a scheduled disbursement date of October 9, 2018. The related federal funds were received on September 27, 2018, which was 12 days prior to the scheduled disbursement date.

Cause:

STAR is a complex system, and the processing that creates the STAR report used by DOA is several steps removed from the entry of a payment transaction, increasing the difficulty of including payment transactions in that report based on the scheduled disbursement date. Because the STAR report DOA used in drawing federal funds is based on the date the transaction was approved in STAR rather than the disbursement date, DOA was unaware of whether scheduled disbursement dates varied significantly from the approved date in the STAR report.

In FY 2017-18, we recommended that DOA correct this deficiency (Findings 2018-100 and 2018-101). In response to our prior-year recommendations, DOA revised procedures in the *Wisconsin Accounting Manual* in March 2019 to explain the need to reduce the time between the draw of federal funds and the scheduled disbursement of funds for federal programs by as much as administratively feasible. However, because the issue was not communicated until March 2019, the control deficiency in DOA's draw process for the federal programs was present for the majority of FY 2018-19. DPI implemented changes beginning in May 2019 to reduce the time between when payments were entered into STAR and when they were scheduled to be disbursed to approximately one week, which it deemed to be administratively feasible. However, the changes DPI implemented were not made until late in FY 2018-19.

Recommendation

We recommend the Wisconsin Department of Public Instruction ensure that the time between the draw of federal funds and the scheduled disbursement of funds for federal programs it administers is reduced by as much as administratively feasible.

Finding 2019-400: Timing of Draws of Federal Funds—Child Nutrition Cluster

Child Nutrition Cluster (CFDA #10.553/10.555/10.556/10.559)

<u>Award Numbers</u>	<u>Award Years</u>
182WI063N1099	2018
192WI063N1099	2019

Questioned Costs: None

Finding 2019-401: Timing of Draws of Federal Funds—Child and Adult Care Food Program

Child and Adult Care Food Program (CFDA #10.558)

<u>Award Numbers</u>	<u>Award Years</u>
182WI063N1099	2018
192WI063N1099	2019

Questioned Costs: None

Finding 2019-402: Timing of Draws of Federal Funds—Twenty-First Century Community Learning Centers

Twenty-First Century Community Learning Centers (CFDA #84.287)

<u>Award Numbers</u>	<u>Award Years</u>
S287C160050	2016-17
S287C170050	2017-18
S287C180050	2018-19

Questioned Costs: None

Response from the Wisconsin Department of Public Instruction: The Wisconsin Department of Public Instruction agrees with the audit finding and recommendation.

■ ■ ■ ■

Other Agencies ■

In addition to the departments of Administration, Health Services, Military Affairs, and Public Instruction, we also audited federal programs or followed up on the status of prior audit findings at seven other state agencies. The following is a summary of the work we performed at the departments of Children and Families, Natural Resources, Transportation, Veterans Affairs, Workforce Development, University of Wisconsin System, and Wisconsin Technical College System.

Department of Children and Families

The Wisconsin Department of Children and Families (DCF) administers programs such as adoption assistance, foster care, and child support enforcement. It also administers the Wisconsin Shares child care subsidy program and Wisconsin's work-based public assistance program, Wisconsin Works (W-2). In fiscal year (FY) 2018-19, DCF administered \$618.2 million in federal financial assistance.

For our FY 2018-19 audit, no grants administered by DCF were selected for audit based on risk factors established by *Uniform Administrative Requirements, Cost Principles, and Audit Requirements for Federal Awards* (Uniform Guidance). However, we followed up on DCF's progress in addressing Findings 2018-200 through 2018-203 of our FY 2017-18 audit (report 19-3), and Finding 2015-022 of our FY 2014-15 audit (report 16-5), which was included in the Summary Schedule of Prior Audit Findings in report 19-3. DCF implemented corrective actions to address our concerns related to Findings 2018-201, 2018-203, and 2015-022, and to partially address Findings 2018-200 and 2018-202. It will be important for DCF to continue to work to resolve these findings. The Summary Schedule of Prior Audit Findings, which is prepared by management, begins on page 75 and describes the status of each finding as of the end of our audit period as well as ongoing steps to address findings that were not fully corrected.

Department of Natural Resources

The Wisconsin Department of Natural Resources (DNR) administers programs related to protecting and enhancing Wisconsin's natural resources, including its air, land, water, forests, wildlife, fish, and plants. In FY 2018-19, DNR administered \$153.7 million in federal financial assistance.

We tested DNR's internal controls and compliance with grant requirements for the Fish and Wildlife Cluster (CFDA #15.605/15.611), which is a type A program. Our audit of this program identified no issues that required reporting.

Department of Transportation

The Wisconsin Department of Transportation (DOT) administers transportation programs, including those affecting highways, bridges, airports, harbors, and railroads. In FY 2018-19, DOT administered \$1.1 billion in federal financial assistance.

For our FY 2018-19 audit, no grants administered by DOT were selected for audit based on risk factors established by Uniform Guidance. However, we followed up on DOT's progress in addressing Findings 2017-500 and 2017-501 of our FY 2016-17 audit (report 18-5), which were included in the Summary Schedule of Prior Audit Findings in report 19-3. DOT implemented corrective actions to address these findings. The Summary Schedule of Prior Audit Findings, which is prepared by management, begins on page 75 and describes the status of each finding as of the end of our audit period.

Department of Veterans Affairs

The Department of Veterans Affairs (DVA) provides benefits, programs, and services for veterans living in Wisconsin. DVA also operates three veterans homes that provide care for veterans. In FY 2018-19, DVA administered \$50.7 million in federal financial assistance.

We tested DVA's internal controls and compliance with grant requirements for the Veterans State Nursing Home Care (CFDA #64.015) program, which is a type A program. Our audit of this program identified no issues that required reporting.

Department of Workforce Development

The Department of Workforce Development (DWD) administers programs for unemployment insurance, workers' compensation, equal rights in employment and housing, apprenticeship job training, employment services and training, vocational rehabilitation, and other related programs. Excluding unemployment insurance benefits, federal grants funded \$207.7 million of DWD's FY 2018-19 expenditures. In addition, the Wisconsin Unemployment Reserve Fund paid \$387.8 million in

regular unemployment insurance benefits and \$0.2 million in federally funded benefits.

We tested DWD's internal controls and compliance with grant requirements for Rehabilitation Services Vocational Rehabilitation Grants to States (CFDA #84.126), which is a type A program. Our audit of this program identified no issues that required reporting.

University of Wisconsin System

The University of Wisconsin (UW) System provides postsecondary academic education for approximately 175,000 students. The System includes 13 four-year universities, 13 two-year branch campuses associated with a university, and UW System Administration. Each of the 13 universities awards bachelor's and master's degrees, and several also confer doctoral degrees. The 13 two-year branch campuses offer general education associate degrees and course credits that transfer to other degree-granting universities. UW System Administration consists of the UW System President's staff who assist the Board of Regents in establishing and monitoring systemwide policies, financial planning for the system, and maintaining fiscal control.

In FY 2018-19, UW System administered \$1.7 billion in federal financial assistance, including \$590.1 million disbursed under the Research and Development Cluster and \$983.1 million administered under the Student Financial Assistance Cluster. For our FY 2018-19 audit, no grants administered by UW System were selected for audit based on risk factors established by Uniform Guidance.

However, we followed up on UW System's progress in addressing Finding 2018-700 of our FY 2017-18 audit (report 19-3). UW System implemented corrective actions to partially address the finding. It will be important for UW System to continue to work to resolve this finding. The Summary Schedule of Prior Audit Findings, which is prepared by management, begins on page 75 and describes the status of each finding as of the end of our audit period as well as ongoing steps to address findings that were not fully corrected.

In addition, we followed up on the progress of UW institutions in addressing Finding 2016-008 of our FY 2015-16 audit (report 17-5), which was included in the Summary Schedule of Prior Audit Findings in report 19-3. UW institutions implemented corrective action to address the finding. The Summary Schedule of Prior Audit Findings, which is prepared by management, begins on page 75 and describes the status of each finding as of the end of our audit period.

We also included the Wisconsin Humanities Council in our FY 2018-19 audit of UW System and audited the Promotion of the Humanities—Federal/State Partnership (CFDA #45.129) grant. The Wisconsin Humanities Council is a nonprofit organization associated with UW System, which is responsible for the fiscal and personnel administration of the Humanities Council. We tested internal controls and compliance with grant requirements for the Promotion of the Humanities—Federal/State Partnership grant. Our audit of this grant found no issues that required reporting.

Wisconsin Technical College System

The Wisconsin Technical College System (WTCS) creates policy and provides direction for the 16 technical college districts in the State of Wisconsin; administers state and federal aids; coordinates vocational and technical programs with other state agencies; and coordinates adult education and family literacy services with technical college districts and community-based organizations. In FY 2018-19, WTCS administered \$28.4 million in federal financial assistance.

For our FY 2018-19 audit, no grants administered by WTCS were selected for audit based on risk factors established by Uniform Guidance. However, we followed up on the progress of WTCS in addressing Finding 2018-900 of the FY 2017-18 audit (report 19-3). WTCS implemented corrective actions to address this finding. The Summary Schedule of Prior Audit Findings, which is prepared by management, begins on page 75 and describes the status of each finding as of the end of our audit period.

■ ■ ■ ■

State of Wisconsin Schedule of Findings and Questioned Costs for the Year Ended June 30, 2019 ■

Uniform Administrative Requirements, Cost Principles, and Audit Requirements for Federal Awards (Uniform Guidance) requires the auditor to prepare a schedule of findings and questioned costs that includes the following three sections:

- 1) a summary of the auditor's results;
- 2) findings relating to the financial statements, which are required to be reported in accordance with *Government Auditing Standards*; and
- 3) findings and questioned costs for federal awards.

Section I

Summary of Auditor's Results

As required by Uniform Guidance, the Wisconsin Legislative Audit Bureau is providing the following summary information related to the State of Wisconsin's single audit for fiscal year (FY) 2018-19:

Financial Statements

Type of auditor's report issued:	Unmodified
Internal control over financial reporting:	
Material weaknesses identified?	Yes
Significant deficiencies identified?	Yes
Noncompliance material to financial statements noted?	No

Federal Awards

Internal control over major programs:
 Material weaknesses identified? Yes
 Significant deficiencies identified? Yes
 Type of auditor’s report issued on compliance for major programs: Unmodified for all major federal programs except for Child Nutrition Cluster (CFDA #10.553/10.555/10.556/10.559), Child and Adult Care Food Program (CFDA #10.558), and Twenty-First Century Community Learning Centers (CFDA #84.287), which were qualified.

Any audit findings disclosed that are required to be reported in accordance with s. 200.516 (a) of Uniform Guidance? Yes

Dollar threshold used to distinguish between type A and type B programs: \$30,000,000

Auditee qualified as a low-risk auditee? No

The following were major federal programs, determined in accordance with s. 200.518 (b) of Uniform Guidance:

Applicable CFDA Number	Major Federal Program/Cluster
10.553/10.555/10.556/10.559	Child Nutrition Cluster
10.557	WIC Special Supplemental Nutrition Program for Women, Infants, and Children
10.558	Child and Adult Care Food Program
12.401	National Guard Military Operations and Maintenance (O&M) Projects
15.605/15.611	Fish and Wildlife Cluster
64.015	Veterans State Nursing Home Care
81.042	Weatherization Assistance for Low-Income Persons
84.126	Rehabilitation Services Vocational Rehabilitation Grants to States
84.287	Twenty-First Century Community Learning Centers
84.367	Supporting Effective Instruction State Grants (formerly Improving Teacher Quality State Grants)
93.069	Public Health Emergency Preparedness
93.268	Immunization Cooperative Agreements
93.568	Low-Income Home Energy Assistance
93.775/93.777/93.778	Medicaid Cluster
93.958	Block Grants for Community Mental Health Services
97.036	Disaster Grants-Public Assistance (Presidentially Declared Disasters)

Section II

Financial Statement Findings

This schedule includes one deficiency in internal control over financial reporting that we consider to be a material weakness and four deficiencies in internal control over financial reporting that we consider to be significant deficiencies. These deficiencies in internal control over financial reporting are required to be reported by auditing standards generally accepted in the United States of America and *Government Auditing Standards*. Findings 2018-001, 2018-006, 2018-007, 2018-008, 2018-009, and 2018-010 from the prior year (report 19-3) are no longer reportable. Repeat findings from report 19-3 are indicated with an asterisk (*).

Finding 2019-001: STAR Security Concerns*

Criteria:

The Department of Administration (DOA) is responsible for the maintenance of the State's enterprise resource planning system, STAR, which includes the accounting, payroll, and purchasing systems for most state agencies. To provide proper internal control, information technology (IT) security policies and procedures are necessary to ensure data stored and processed in STAR are protected from accidental or intentional misuse or destruction. IT controls should be established to prevent inappropriate or inadvertent access to STAR and its related databases, and to provide staff with a consistent methodology for performing their job functions.

The National Institute of Standards and Technology's (NIST) *Special Publication 800-53r4* discusses the importance of creating policies and procedures, ensuring proper separation of duties, and maintaining a standard for access that seeks to provide a user with least privilege, which requires that only the minimum necessary rights are assigned to complete a task. The DOA STAR Program Office, which is responsible for the overall maintenance and administration of STAR, adopted the security administration policies in the State of Wisconsin *IT Security Policy Handbook*, which are based on the NIST security framework, and developed security procedures in the *STAR Security Administration Handbook*.

Condition:

We have reported concerns related to STAR security since STAR was first implemented in FY 2015-16. During our FY 2015-16, FY 2016-17, and FY 2017-18 audits of STAR, we identified weaknesses in policies, standards, and procedures related to security, as well as areas of inappropriate or excessive access to STAR. To address prior-year recommendations, DOA established policies and procedures related to security, reduced some of the excessive or inappropriate access identified, and implemented an annual user attestation process to review and adjust user access to STAR.

During our FY 2018-19 audit, we reviewed security-related controls over the STAR Finance, STAR Procurement, and STAR Human Capital Management (HCM)

applications and the related databases. We considered how security-related controls ensured proper access was granted and maintained, and we followed up on recommendations we made as part of our FY 2017-18 audit. Although we found that DOA made progress on our FY 2017-18 recommendations (Finding 2018-005), including reducing access in several areas and implementing new procedures, we continued to identify concerns that need to be addressed. For example, we found that unnecessary access continued to be reassigned for some users because of an automated process that the STAR Program Office did not sufficiently understand. Further, we found the user attestation process did not include for review all user accounts that were expected to be included. We determined that the detailed results of our review were too sensitive to communicate publicly. Therefore, we communicated the results in a confidential interim memorandum to the DOA State Controller's Office (SCO) and the STAR Program Office.

Questioned Costs:

None.

Context:

We completed testing of security administration over the STAR Finance, STAR Procurement, and STAR HCM applications and the related databases. We interviewed staff in the STAR Program Office, SCO, and the DOA Division of Personnel Management to gain an understanding of the security administration policies and procedures, and the steps taken to address recommendations from our FY 2017-18 audit. In addition, we performed queries to test access to selected accounts and roles in STAR, and we requested documentation to test other areas of security administration.

STAR functions include processing vendor payments, accounting for cash receipts, tracking and maintaining employee information, tracking employee time, and processing payroll. STAR is used by SCO and most state agencies to report financial information, monitor budgets, administer federal grants, process payroll, process transactions, and manage assets.

Effect:

Although it can be difficult to determine how IT concerns such as those we identified affect the financial statements and material federal compliance areas, ineffective IT controls in areas such as these may permit controls over STAR to operate improperly and may allow financial statement misstatements and noncompliance to occur and not be detected.

Weaknesses in IT security controls increase the risk that unauthorized or erroneous transactions could be processed or changes could be made to accounting, payroll, and other data in STAR. In addition, failure to provide an appropriate level of protection for systems and data increases the risk that personally identifiable information could be accidentally or maliciously exposed.

Cause:

DOA continues to develop its procedures and controls over the STAR environment, and does not yet have sufficient understanding about the complexities and

intricacies of security in this environment. Because some procedures were not adequately implemented throughout the audit period, risks continued to exist.

☑ Recommendation

We recommend the Wisconsin Department of Administration take corrective actions by June 30, 2020, to address the specific recommendations included in the confidential interim memorandum provided during the audit.

Response from the Wisconsin Department of Administration: The Department of Administration agrees with the finding and recommendation.

Finding 2019-002: Implementation of IT Procedures by the Department of Administration Division of Enterprise Technology*

Criteria:

Under s. 16.97, Wis. Stats., DOA is responsible for the State's IT services, including ensuring that all state data processing facilities develop proper privacy and security procedures and safeguards. As a part of DOA, the Division of Enterprise Technology (DET) operates a data center to provide a variety of services to state agencies, including managing the mainframe for all agencies; managing servers for DOA and other executive branch agencies; and maintaining DOA-related systems. In addition, DET performs programming and security functions including maintaining the infrastructure for STAR.

Because the mainframe and servers contain financial data and confidential information, it is important that DET manage and maintain a secure environment. Managing a secure environment involves developing, approving, and following appropriate policies, standards, and procedures.

As defined by DET, IT policies are formal, brief, high-level statements or plans that reflect an agency's general beliefs, goals, rules, and objectives for a specific subject area. Standards are mandatory actions or rules designed to support policies. Procedures are a documented series of steps that align with policies and standards. Well-written policies, standards, and procedures provide staff with a consistent methodology for performing their job functions.

DET uses the NIST framework as a guide to develop policies, standards, and procedures. Because of the diverse requirements of state agencies, DET's policies, standards, and procedures must comply with Wisconsin Statutes as well as requirements of other laws and standards, such as the Internal Revenue Service (IRS) laws, Criminal Justice Information Services (CJIS) standard, Health Insurance Portability and Accountability Act (HIPAA), Payment Card Industry Data Security Standard (PCI DSS), and Family Educational Rights and Privacy Act (FERPA).

DET's policies and standards are set forth in the State of Wisconsin *IT Security Policy Handbook*, which includes the related standards by reference. In addition to

establishing procedures to support conformance with its policies and standards, it is also important that DET establish settings that enforce its policies, standards, and procedures. Settings are technical configurations that enforce controls for a computer or group of computers. For instance, password settings can enforce password length, which is prescribed by DET's policies and standards. Implementation of settings enforces the controls that are in place and, therefore, helps to ensure that approved standards are being followed.

Condition:

We first reported concerns regarding a lack of policies, standards, and procedures over the operations of DET's data center during our FY 2014-15 audit. In that fiscal year, and each subsequent fiscal year, we made recommendations for DET to develop policies, standards, and procedures and to address specific concerns we identified in IT practices and settings (Finding 2018-003).

During our FY 2018-19 audit, we found DET had taken steps to address some of the recommendations we made during and subsequent to the FY 2014-15 audit, including the development of IT policies and standards. However, corrective actions have not been fully implemented and, therefore, weaknesses continue to exist in IT security over the operations of DET's data center. Specifically, DET did not complete all corrective actions to address our prior audit recommendations related to completing written procedures, reviewing settings and practices, and completing projects initiated in response to specific concerns we identified. In some areas, the corrective action plan and subsequent updates to that plan indicated that the corrective action would not be completed as of June 30, 2019. In addition, we continued to identify concerns related to DET's implementation of its policies and standards through its procedures and settings. For example:

- DET could not demonstrate that regular reviews were performed of access to the network, equipment, systems, and data in most areas;
- DET did not consistently document written procedures related to resolving failed back-ups or the resolution of failed back-ups that occurred;
- DET did not make security awareness training available during the last six months of FY 2018-19; and
- DET did not document and could not demonstrate approval for all exceptions to policies and standards that it actually employed in practice.

We determined that the detailed results of our review were too sensitive to communicate publicly. Therefore, we communicated the results in a separate confidential communication to the Chief Information Officer in DOA.

Questioned Costs:

None.

Context:

We reviewed the State of Wisconsin *IT Security Policy Handbook* and related standards; interviewed the DOA Chief Information Officer, the DOA Deputy Administrator of Enterprise Operations, the DOA Chief Information Security Officer, and other DOA staff; and evaluated the design or operation of certain security settings and practices.

Most state agencies use computer systems that are located on the mainframe or on servers maintained in the DET data center and that are relied on to complete critical functions, including processing checks, accounting for cash receipts, preparing financial statements, and administering federal grant programs.

Effect:

Procedures and settings that do not align with approved policies and standards weaken the level of security provided by DET. For example, failure to properly manage and maintain a secure environment at the DET data center could result in inappropriate access, which could result in the issuance of erroneous or fraudulent checks or inappropriate viewing of confidential data.

Further, because DET hosts and supports a significant number of executive branch agencies and systems at its data center, risks at the data center can affect the computing resources and data of state agencies. For example, if a data center or the state network is compromised, there is an increased risk that harm could come to any of the systems or data of the agencies that use the data center or network.

Cause:

The policies and standards now followed by DET were approved in October 2018. Although DET has taken steps to implement procedures and review practices and settings to enforce those policies and standards, DET staff indicated that implementation is ongoing and was not completed by June 30, 2019. In some areas, DET staff indicated they were unaware that its policies and standards were not met.

 Recommendation

We recommend the Wisconsin Department of Administration take steps to fully complete or update and implement the written procedures, practices, and settings of the Division of Enterprise Technology to enforce its policies and standards, and take corrective action to address the specific concerns communicated during the audit.

Response from the Wisconsin Department of Administration: The Department of Administration agrees with the findings and recommendations.

Finding 2019-003: Department of Administration Information Technology Oversight Responsibilities*

Criteria:

Wisconsin Statutes give DOA responsibility for the State's IT services. Under s. 16.971 (2), Wis. Stats., DOA shall:

- in cooperation with executive branch agencies, establish policies, procedures, and planning processes for the administration of IT services, which executive branch agencies must follow;
- ensure the policies, procedures, and processes address the needs of agencies, other than the Board of Regents of UW System, to carry out their functions; and
- monitor adherence to these policies, procedures, and processes.

Further, s. 16.971 (2), Wis. Stats., requires DOA to provide oversight and monitoring of state agency IT operations, including the responsibility for ensuring:

- management reviews of IT organizations are conducted;
- all executive branch agencies develop and operate with clear guidelines and standards in the areas of IT systems development and employ good management practices and cost-benefit justifications; and
- all state data-processing facilities develop proper privacy and security procedures and safeguards.

In addition, s. 16.973 (3), Wis. Stats., states that DOA shall facilitate the implementation of statewide initiatives, including development and maintenance of policies and programs to protect the privacy of individuals who are the subjects of information contained in the databases of the agencies.

The Information Technology Executive Steering Committee (ITESC), which was initially established in April 2013 through Executive Order 99, and the Wisconsin Information Technology Directors Council (ITDC) work with DOA in fulfilling its responsibilities related to the State's IT services. ITESC members are high-level IT leaders from select agencies, including the largest agencies. The purpose of ITESC is to align enterprise IT deployment with statewide business goals. One of ITESC's stated goals is to create and maintain enterprise IT policies. The ITDC is an inter-agency group of IT staff that DOA created to encourage information sharing between itself and agency IT leaders at varying levels across the agencies.

DOA uses the NIST framework as a guide to develop and modify executive branch agency policies and standards. NIST is a federal organization that is responsible for establishing standards. Specifically, NIST developed *Special Publication 800-53r4* to "fulfill their statutory responsibilities under the Federal Information Security

Management Act (FISMA) to develop information security standards and guidelines, including minimum requirements for federal information systems.” This publication provides information and guidance for all areas that should be considered for maintaining a secure IT environment.

Condition:

We first reported concerns regarding the lack of executive branch agency IT policies and standards during the FY 2015-16 audit. During the FY 2016-17 and FY 2017-18 audits, in addition to recommendations related to the implementation of executive branch agency policies and standards, we recommended DOA take steps to identify, assess, and address risks for the State’s IT environment. These steps were to include completion of vulnerability assessments, penetration testing, and a comprehensive risk assessment (Finding 2018-004).

During the FY 2018-19 audit, we found that, in October 2018, ITSEC approved the State of Wisconsin *IT Security Policy Handbook*, which includes the related standards by reference. Executive branch agencies are expected to comply with these policies and standards. DOA communicated the new policies and standards to agencies using a private state website and discussions at the ITDC meetings. However, DOA did not take specific additional steps to encourage and monitor agency progress toward compliance. For example, DOA did not establish a timeline within which agencies were expected to become compliant with the policies and standards. DOA also did not request self-assessments from agencies regarding their progress in implementing the policies and standards. As of June 30, 2019, executive branch agencies had not fully implemented procedures that conform with the policies and standards. For example, at four agencies we reviewed, procedures had not been developed or effectively implemented to review user access on at least an annual basis to ensure user access remained appropriate in accordance with the principle of least privilege. At three of these agencies, we also found that procedures for initially establishing user access did not demonstrate adequate consideration of the user’s needs based on the principle of least privilege.

Although DOA took steps to address some of our other prior audit recommendations, we found additional work is needed. For example, DOA completed some work related to vulnerability assessments and penetration testing. However, DOA’s timeline for completing certain steps was revised, including some dates that extended beyond June 30, 2019.

Questioned Costs:

None.

Context:

State agencies use computer systems that DOA is responsible for ensuring are properly secured and are relied on to complete critical functions, including processing checks, accounting for cash receipts, preparing financial statements, and administering federal grant programs. We interviewed the DOA Chief Information Officer, the DOA Deputy Administrator of Enterprise Operations, the DOA Chief Information Security Officer, and other DOA staff to gain an understanding of the

development of executive branch agency IT policies and standards as well as the steps that have been taken to monitor and provide oversight of executive branch agency IT operations. We also interviewed certain agency IT staff and evaluated the design or operation of certain agency practices and settings, including compliance of these practices and settings with the Wisconsin *IT Security Policy Handbook* and related standards.

Effect:

Because there are connections among agencies in the state's network, weaknesses at one agency can affect security for other agencies. Additionally, failure to monitor agency environments and practices can also lead to vulnerabilities in the state's network, known or unknown, because there is no assurance that all systems are meeting the minimum level of security for the State's IT environment, as established in the State of Wisconsin *IT Security Policy Handbook* and related standards. Weaknesses in the security of the network can lead to inappropriate access to confidential or sensitive data, unauthorized changes to the data within the system, or a failure of the system.

Cause:

DOA completed some monitoring of the executive branch agencies through discussions during ITESC and ITDC meetings. However, these discussions may not provide sufficient information to enable DOA to understand progress across all executive branch agencies in conforming to the State of Wisconsin *IT Security Policy Handbook* and related standards or to identify weaknesses that exist at an agency level and that create a risk for the overall IT environment. DOA also prioritized certain vulnerability and penetration tests over others as well as over the completion of a comprehensive risk assessment. DOA indicated that, as part of the comprehensive risk assessment, it plans to assess the extent to which agencies have conformed to the policies and standards. However, a timeline for fully completing a comprehensive risk assessment has not been established.

☑ Recommendation

We recommend the Wisconsin Department of Administration:

- *develop and implement, by March 31, 2020, a plan for monitoring the progress of executive branch agencies in becoming compliant with the State of Wisconsin *IT Security Policy Handbook* and related standards;*
- *complete its corrective action plan to fully address recommendations from prior-year Finding 2018-004 within the timeline provided in its June 2019 communication to the Legislative Audit Bureau on the status of corrective actions taken; and*
- *develop and implement by June 30, 2020, a process to regularly identify, assess, and address risks for the State's IT environment, including vulnerability assessments, penetration testing, and comprehensive risk assessments that assess risk across the IT environment and include ongoing monitoring of agency*

compliance with the State of Wisconsin IT Security Policy Handbook and related standards.

Response from the Wisconsin Department of Administration: The Department of Administration agrees with the findings and recommendations.

Finding 2019-004: Financial Reporting for the Transportation Fund

Criteria:

The Department of Transportation (DOT) is responsible for administering transportation infrastructure projects throughout the State, including developing and maintaining roads and bridges. Activity related to transportation infrastructure projects is accounted for in the Transportation Fund, a governmental fund that is reported in the State's CAFR. DOT is responsible for preparing and submitting financial statements and required supplementary information to SCO for inclusion in the State's CAFR. In addition, DOT is responsible for maintaining effective internal controls to ensure the financial information submitted to SCO is fairly presented and that misstatements are prevented, or detected and corrected in a timely manner.

Condition:

DOT's process for preparing and reviewing financial information was not sufficient to prevent, or detect and correct in a timely manner substantive misstatements. For example, DOT staff prepared a new accrual related to intergovernmental revenue under advance contracts. However, the data used to prepare this entry were not adequately evaluated to identify the amounts eligible for accrual.

Questioned Costs:

None.

Context:

We reviewed the FY 2018-19 Transportation Fund financial statements submitted to SCO for inclusion in the State's CAFR and discussed the process used by DOT to compile the Transportation Fund financial statements. We reviewed financial information used to prepare the financial statements and examined supporting documentation.

Effect:

The Transportation Fund financial statements prepared by DOT were misstated. Specifically, we identified that Intergovernmental Revenue was overstated and Due From Other Governments was overstated by \$41.8 million. After we brought this concern to its attention, DOT corrected the misstatements and submitted revised information to SCO.

Cause:

Although DOT implemented a secondary review process related to the compilation of infrastructure information, it did not establish an adequate secondary review of financial information, particularly for new or changing areas. As a result, no secondary review was performed of the new accrual related to intergovernmental revenue.

 Recommendation

We recommend the Wisconsin Department of Transportation review its procedures for preparing financial information and implement an adequate secondary review process to ensure:

- *increased scrutiny of new or substantively changed areas of financial reporting;*
- *reasonableness reviews or other checks are performed to identify errors in areas that could have a substantive effect on financial reporting; and*
- *sufficient documentation of the review process.*

Response from the Wisconsin Department of Transportation: The Department of Transportation agrees with the finding and recommendations.

Finding 2019-005: Financial Reporting Process for the Injured Patients and Families Compensation Fund*

Criteria:

The Injured Patients and Families Compensation Fund (IPFCF), which is administered by the Office of the Commissioner of Insurance, insures participating physicians and other health care providers in Wisconsin against medical malpractice claims that exceed the primary insurance thresholds established by statutes. IPFCF is a proprietary fund that is reported in the State's CAFR. IPFCF is responsible for preparing and submitting accurate financial statements and related note information for inclusion in the State's CAFR to SCO. To ensure accurate financial reporting, IPFCF is also responsible for understanding generally accepted accounting principles (GAAP), as promulgated by the *Governmental Accounting Standards Board (GASB)*. In addition, IPFCF is responsible for maintaining effective internal controls to ensure the financial information submitted to SCO is fairly presented and that misstatements are prevented, or detected and corrected in a timely manner.

SCO maintains overall responsibility for preparing the State's CAFR and completes a desk review of the financial information submitted to assess the reasonableness of the information. As necessary, SCO provides to, and makes suggested changes for, the preparing agency and the agency is responsible for reviewing and, if appropriate, accepting or confirming the changes.

Condition:

We reported concerns related to the financial reporting process for the IPFCF during our FY 2017-18 audit (Finding 2018-002) and recommended that the fund improve its process for preparing and reviewing financial statements. During our current audit, although we found IPFCF had taken some steps to improve its process, we again identified concerns and found the IPFCF did not fully consider the financial reporting implications of changes to its activity during the year. Although the information IPFCF prepared and submitted to SCO included an appropriate total amount of restricted assets, IPFCF classified a portion of the total restricted assets in an incorrect restricted account. Specifically, we found IPFCF reported \$55.1 million as restricted cash even though IPFCF had only \$34.9 million of cash available to be restricted. During its desk review, SCO recognized that IPFCF did not have sufficient cash available to cover the total restricted assets and made a suggested change. However, the change was incorrect as it eliminated all restricted assets even though IPFCF had assets that met the requirements to be restricted.

In addition, although IPFCF changed its methodology for calculating interest credited to accounts held for the benefit of specific claimants, IPFCF did not prepare an assessment of whether this change in methodology should be classified as a change in an accounting estimate or a correction of an error. Further, it was not evident in the financial information IPFCF submitted to SCO that an assessment had been completed. After we explained the GASB requirements, IPFCF determined that the change in its methodology should be reported as a correction of an error, for which a prior-period adjustment and note disclosure were required.

Questioned Costs:

None.

Context:

We reviewed the FY 2018-19 financial information that IPFCF submitted to SCO for inclusion in the State's CAFR, discussed the process used in compiling the information with IPFCF staff, and examined supporting documentation. We also reviewed communications between IPFCF and SCO regarding the revisions made throughout the preparation and review of the information.

Effect:

The IPFCF financial statements prepared by IPFCF were misstated. We identified the following misstatements related to restricted assets on the Statement of Net Position:

- Cash and Cash Equivalents was overstated by \$12.2 million;
- Restricted and Limited Use Assets: Cash and Cash Equivalents was understated by \$12.2 million;
- Noncurrent Investments was overstated by \$42.9 million; and
- Restricted and Limited Use Assets: Investments was understated by \$42.9 million.

In addition, we identified that Benefit Expense as well as Total Net Position, Beginning of Year, were overstated by \$11.9 million on the Statement of Revenues, Expenses, and Changes in Fund Net Position due to the change in the interest calculation methodology. We also identified related misstatements on the Statement of Cash Flows and that IPFCF did not prepare the required note information.

After we discussed our concerns with IPFCF, it corrected the misstatements we identified and submitted revised information to SCO.

Cause:

IPFCF did not demonstrate adequate understanding of relevant GAAP requirements in the compilation of financial reporting information or in its application of such requirements, in part, due to significant staff turnover. Although the suggested change SCO made to eliminate restricted assets was incorrect, IPFCF did not adequately question the change. As part of its corrective action plan to address a recommendation from our FY 2017-18 audit, IPFCF contracted with an external accounting firm to provide a secondary review of its financial information. However, in its first year of providing this service, IPFCF may not have adequately educated the external accounting firm on IPFCF's operations and the CAFR financial reporting process to enable the firm to be fully effective in its review of the financial information.

Recommendation

We recommend the Wisconsin Office of the Commissioner of Insurance, Injured Patients and Families Compensation Fund, take steps to adequately understand and appropriately apply financial reporting requirements, including by:

- *reviewing the State of Wisconsin GAAP Conversion Manual provided by the Department of Administration State Controller's Office;*
- *attending relevant training on financial reporting and government accounting standards;*
- *proactively seeking guidance and clarification from the State Controller's Office related to relevant financial reporting requirements and how to apply those requirements for the Injured Patients and Families Compensation Fund;*
- *proactively identifying and applying applicable changes in accounting standards; and*
- *further educating the Injured Patients and Families Compensation Fund's external accounting firm on the Fund's operations and the State's financial reporting process.*

Response from the Wisconsin Office of the Commissioner of Insurance: The Office of the Commissioner of Insurance IPFCF accepts the findings and recommendations but has reservations about its ability to be successful when seeking guidance and clarification from the State Controller’s Office. The IPFCF will do everything in its power to do so, but the IPFCF cannot guarantee that the State Controller’s Office will be open to providing the guidance and clarification requested.

Section III

Federal Award Findings and Questioned Costs

Uniform Guidance requires that audit findings be presented in sufficient detail for the auditee to prepare a corrective action plan and take corrective action, and for federal agencies and pass-through entities to make a management decision. The specific information that Uniform Guidance requires in audit findings can be found in the agency narratives on the page numbers referenced in this section. The agency narratives also include the agencies’ responses. Agencies’ corrective action plans for audit findings are included in the Corrective Action Plans chapter, which begins on page 183.

Repeat findings from report 19-3 are marked with an asterisk (*).

U.S. DEPARTMENT OF AGRICULTURE

Wisconsin Department of Public Instruction

<u>Finding Number</u>	<u>CFDA Number</u>	<u>Federal Program</u>	<u>Finding</u>	<u>Amount Questioned</u>
2019-400 p. 46	10.553/ 10.555/ 10.556/ 10.559	Child Nutrition Cluster	Timing of Draws of Federal Funds—Child Nutrition Cluster	\$ 0
2019-401 p. 46	10.558	Child and Adult Care Food Program	Timing of Draws of Federal Funds—Child and Adult Care Food Program	0
Total U.S. Department of Agriculture				\$ 0

U.S. DEPARTMENT OF DEFENSE

Wisconsin Department of Military Affairs

<u>Finding Number</u>	<u>CFDA Number</u>	<u>Federal Program</u>	<u>Finding</u>	<u>Amount Questioned</u>
2019-810 p. 39	12.401	National Guard Military Operations and Maintenance (O&M) Projects	National Guard Military Operations and Maintenance (O&M) Projects Extensions	\$ 271,198
Total U.S. Department of Defense				\$ 271,198

70 ■ ■ ■ ■ SCHEDULE OF FINDINGS AND QUESTIONED COSTS

U.S. DEPARTMENT OF ENERGY

Wisconsin Department of Administration

<u>Finding Number</u>	<u>CFDA Number</u>	<u>Federal Program</u>	<u>Finding</u>	<u>Amount Questioned</u>
2019-100 p. 20	81.042	Weatherization Assistance for Low-Income Persons	Internal Controls Over Reporting	\$ 0
Total U.S. Department of Energy				\$ 0

U.S. DEPARTMENT OF EDUCATION

Wisconsin Department of Public Instruction

<u>Finding Number</u>	<u>CFDA Number</u>	<u>Federal Program</u>	<u>Finding</u>	<u>Amount Questioned</u>
2019-402 p. 46	84.287	Twenty-First Century Community Learning Centers	Timing of Draws of Federal Funds—Twenty-First Century Community Learning Centers*	\$ 0
Total U.S. Department of Education				\$ 0

U.S. DEPARTMENT OF HEALTH AND HUMAN SERVICES

Wisconsin Department of Administration

<u>Finding Number</u>	<u>CFDA Number</u>	<u>Federal Program</u>	<u>Finding</u>	<u>Amount Questioned</u>
2019-100 p. 20	93.568	Low-Income Home Energy Assistance	Internal Controls Over Reporting	\$ 0

Wisconsin Department of Health Services

<u>Finding Number</u>	<u>CFDA Number</u>	<u>Federal Program</u>	<u>Finding</u>	<u>Amount Questioned</u>
2019-301 p. 26	93.069	Public Health Emergency Preparedness	Timing of Draws of Federal Funds—Public Health Emergency Preparedness	\$ 0
2019-304 p. 30	93.069	Public Health Emergency Preparedness	Monitoring of Subrecipients—Public Health Emergency Preparedness Program	0
2019-302 p. 26	93.268	Immunization Cooperative Agreements	Timing of Draws of Federal Funds—Immunization Cooperative Agreements	0
2019-300 p. 24	93.778	Medical Assistance Program	Computer Data Matches*	0
2019-305 p. 32	93.778	Medical Assistance Program	Security for Medical Assistance Program IT Systems	0
2019-306 p. 35	93.778	Medical Assistance Program	Medical Assistance Program Provider Overpayments*	0

U.S. DEPARTMENT OF HEALTH AND HUMAN SERVICES *(continued)*

Wisconsin Department of Health Services *(continued)*

<u>Finding Number</u>	<u>CFDA Number</u>	<u>Federal Program</u>	<u>Finding</u>	<u>Amount Questioned</u>
2019-303 p. 26	93.958	Block Grants for Community Mental Health Services	Timing of Draws of Federal Funds—Block Grants for Community Mental Health Services	\$ 0
Total U.S. Department of Health and Human Services				\$ 0

U.S. DEPARTMENT OF HOMELAND SECURITY

Wisconsin Department of Military Affairs

<u>Finding Number</u>	<u>CFDA Number</u>	<u>Federal Program</u>	<u>Finding</u>	<u>Amount Questioned</u>
2019-811 p. 42	97.036	Disaster Grants-Public Assistance (Presidentially Declared Disasters)	Internal Controls over Matching and Reporting for the Disaster Grants — Public Assistance (Presidentially Declared Disasters) Program	\$ 0
Total U.S. Department of Homeland Security				\$ 0

TOTAL KNOWN QUESTIONED COSTS FOR THE STATE OF WISCONSIN **\$ 271,198**

■ ■ ■ ■

AUDITEE SECTION ■

State of Wisconsin Summary Schedule of Prior Audit Findings ■

Federal Compliance Findings | **Financial Statement Findings**
pages 76-94 | pages 95-105



STATE OF WISCONSIN
DEPARTMENT OF ADMINISTRATION

Tony Evers, Governor
Joel Brennan, Secretary

Status of Prior Year Audit Findings

Finding: Timing of Draws of Federal Funds (2018-100)

Federal Program: Career and Technical Education—Basic Grants to States (CFDA #84.048), Substance Abuse and Mental Health Services Projects of Regional and National Significance (CFDA #93.243), Social Security-Disability Insurance (CFDA #96.001)

Status of Audit Finding:

Partially Completed

The State Controller’s Office immediately implemented revised Wisconsin Accounting Manual procedures that highlighted the need to reduce the timing between the receipt of Federal funds and the program disbursement as much as administratively feasible.

The State Controller’s Office is working with the STAR Team to implement an upgrade that will automatically time the creation of Federal grant billing invoices with the date the underlying program disbursement is made. Testing is ongoing, and the target date for implementation is December 2, 2019.

Person responsible for corrective action:
Carol Herwig, Deputy State Controller
Division of Executive Budget and Finance
Carol2.Herwig@wisconsin.gov

Finding: Timing of Draws of Federal Funds (2018-101)

Federal Program: Twenty-First Century Community Learning Centers (CFDA #84.287), Supporting Effective Instruction State Grants (formerly Improving Teacher Quality State Grants) (CFDA #84.367)

Status of Audit Finding:

Corrective Action Taken

The Department of Public Instruction made modifications to their internal processes to ensure that beginning in May 2019, their accounts payable files were interfaced as closely to the disbursement date as administrative feasible.

Person responsible for corrective action:
Carol Herwig, Deputy State Controller
Division of Executive Budget and Finance
Carol2.Herwig@wisconsin.gov



201 East Washington Avenue
 P.O. Box 8916
 Madison, WI 53708-8916

Governor Tony Evers
 Secretary Emilie Amundson

Status of Prior Year Audit Findings

Finding: Collection of Child Care Provider Overpayments (2018-200)

Federal Program: Child Care and Development Fund Cluster (CFDA #93.575, 93.596)

Status of Audit Finding: Partially Corrected

On 6/21/2019, DCF implemented the CSAW Refer to Finance module. This system enhancement was needed in order to refer provider overpayments from the new CSAW system to STAR, so that collection actions could be taken on these debts. All verified overpayments pertaining to MyWICChildCare were batched for STAR Customer ID creation and are being batched to the STAR system for collection beginning July 2019, with the exception of any overpayments that are currently being appealed or still within the 30-day appeal window.

Overpayments entered in the old CSAW system will be pulled from the old CSAW system and entered in the new CSAW system by end of July 2019. These debts will then follow the newly implemented process and will be batched for STAR Customer ID creation and collection beginning August 2019.

Person responsible for corrective action:
 Junior Martin, Director
 Bureau of Program Integrity
 Division of Early Care and Education
Junior.Martin@wisconsin.gov

Hope Koprowski, Director
 Bureau of Finance
 Division of Management Services
Hope.Koprowski@wisconsin.gov

Finding: Reconciliation of Child Care Payments (2018-201)

Federal Program: Child Care and Development Fund Cluster (CFDA #93.575, 93.596)

Status of Audit Finding: Corrective Action Taken

Corrective action was implemented June 2019 through a manual reconciliation process. As an improvement to the manual process, DECE is in the design stages of automating this reconciliation process with an estimated end date of May 2020.

Person responsible for corrective action:
 David Timmerman, Director
 Bureau of Operation Planning

Division of Early Care and Education
David.timmerman@wisconsin.gov

Finding: Monitoring of Child Care Providers (2018-202)

Federal Program: Child Care and Development Fund Cluster (CFDA #93.575, 93.596)

Status of Audit Finding: Partially Corrected

The Bureau continues to focus its efforts on monitoring all child care programs annually for health and safety rules. A dashboard was created in Tableau to assist the BECR Management Team monitor the Bureau's progress on achieving this goal. Full compliance is expected by December 31, 2019

Person responsible for corrective action:
Mark Andrews, Director
Bureau of Early Care Regulation
Division of Early Care and Education
MarkE.Andrews@wisconsin.gov

Finding: Federal Award Monitoring for Child Support Enforcement (2018-203)

Federal Program: Child Support Enforcement (CFDA #93.563)

Status of Audit Finding: Corrective Action Taken

Person responsible for corrective action:
Hope Koprowski, Director
Bureau of Finance
Division of Management Services
Hope.Koprowski@wisconsin.gov

Finding: Subrecipient Monitoring (2015-022)

Federal Program: Temporary Assistance for Needy Families (CFDA #93.558), Child Support Enforcement (CFDA #93.563), Child Care and Development Fund Cluster (CFDA #93.575, 93.596), Adoption Assistance (CFDA #93.659)

Status of Audit Finding: Corrective Action Taken

Person responsible for corrective action:
Robert Nikolay, Administrator
Division of Management Services
Robert.Nikolay@wisconsin.gov

Tony Evers
Governor



DIVISION OF ENTERPRISE SERVICES

BUREAU OF FISCAL SERVICES
BILLING AND COLLECTIONS
1 WEST WILSON STREET
PO BOX 7853
MADISON WI 53707-7853

Andrea Palm
Secretary

State of Wisconsin
Department of Health Services

Telephone: 608-267-7104
TTY: 711 or 800-947-3529

DATE: July 31, 2019

TO: Sherry Haakenson, Financial Audit Director
Legislative Audit Bureau

FROM: Barry Kasten, Deputy Director
Bureau of Fiscal Services
Department of Health Services

SUBJECT: Response to Interim Audit Memos:

Computer Data Matches

Finding: Computer Data Matches (2018-300, 2017-300, 2016-001, 2015-024, 2014-025, WI-13-12, WI-12-22, WI-11-3, WI-10-5, WI-09-4, WI-08-02, WI-07-6, WI-06-6, WI-05-6, WI-04-5)

Federal Program: Medical Assistance Program (CFDA #93.778)

Status of Audit Finding: Partially Corrected

In our communication to you of Feb 6, 2019 we identified a number of strategies we have been working on regarding timely processing of SWICA discrepancies. Since that submission, DHS has continued to prioritize this work.

As we indicated then, DHS formed a cross agency initiative with the Department of Children and Families in an effort to further improve SWICA processing and ultimately increase program integrity. The specific outcomes identified for this partnership include: streamlining the SWICA process to allow for greater consistency our public programs, creating better matches in order to better ensure that the discrepancies that are being created will have an impact to the case and therefore warrant worker action (elimination of false matches), and improve training provided to income maintenance staff to ensure proper understanding of expectations on when and how to work these discrepancies.

Via this initiative as well as other mechanisms, work has continued in 2019 on the identified CARES-based and other solutions. Implementation of these is still planned for CY 2020.

As a result of this work, we expect to see further improvements in timely processing of SWICA discrepancies and increased rates of resolution of these alerts.

Person(s) Responsible for Corrective Action:

Rebecca McAtee, Director, Bureau of Enrollment Policy and Systems, Division of Medicaid Services,
Department of Health Services

www.dhs.wisconsin.gov

Tony Evers
Governor



Andrea Palm
Secretary

State of Wisconsin
Department of Health Services

DIVISION OF ENTERPRISE SERVICES

BUREAU OF FISCAL SERVICES
BILLING AND COLLECTIONS
1 WEST WILSON STREET
PO BOX 7853
MADISON WI 53707-7853

Telephone: 608-267-7104
TTY: 711 or 800-947-3529

Sabrina Mandel, Program and Policy Analyst, Bureau of Enrollment Policy and Systems, Division of Medicaid Services, Department of Health Services

Debbie Waite, BEPS Deputy Bureau Director, Bureau of Enrollment Policy and Systems, Division of Medicaid Services, Department of Health Services

Theresa Fosbinder, BEPS Project Manager, Division of Medicaid Services, Department of Health Services

Contact Information:

Rebecca.McAtee@dhs.wisconsin.gov
608-266-8628

Sabrina.Mandel@dhs.wisconsin.gov
608-267-7813

Deborah.Waite@dhs.wisconsin.gov
608-261-9421

TheresaL.Fosbinder@dhs.wisconsin.gov
608-267-0246

Tony Evers
Governor



Andrea Palm
Secretary

State of Wisconsin
Department of Health Services

DIVISION OF ENTERPRISE SERVICES

BUREAU OF FISCAL SERVICES
BILLING AND COLLECTIONS
1 WEST WILSON STREET
PO BOX 7853
MADISON WI 53707-7853

Telephone: 608-267-7104
TTY: 711 or 800-947-3529

Medical Assistance Program Payments to Terminated Providers

Finding: Medical Assistance Program Payments to Terminated Providers (2018-301)

Federal Program: Medical Assistance Program (CFDA #93.778)

Status of Audit Finding: Not Corrected.

DHS is continuing to work on completing the corrective actions identified in its corrective action plan. DHS anticipates completing these corrective actions by September 2019, as indicated in its corrective action plan.

Person(s) Responsible for Corrective Action:

Lori Thornton, Deputy Inspector General, Office of the Inspector General, Department of Health Services

Christian Moran, Section Chief, Day-to-Day Claims Operations - System Leads Section, Division of Medicaid Services, Bureau of Systems Management, Department of Health Services

Contact Information:

Lori.Thornton@dhs.wisconsin.gov
(608) 261-8308

Christian.Moran@dhs.wisconsin.gov
(608) 266-8532

Tony Evers
Governor

Andrea Palm
Secretary



State of Wisconsin
Department of Health Services

DIVISION OF ENTERPRISE SERVICES

BUREAU OF FISCAL SERVICES
BILLING AND COLLECTIONS
1 WEST WILSON STREET
PO BOX 7853
MADISON WI 53707-7853

Telephone: 608-267-7104
TTY: 711 or 800-947-3529

Subrecipient Monitoring for the Supplemental Nutrition Assistance Program

Finding: Subrecipient Monitoring for the Supplemental Nutrition Assistance Program (2018-302)

Federal Program: State Administrative Matching Grants for the Supplemental Nutrition Assistance Program (CFDA #10.561)

Status of Audit Finding: Corrective Action has been taken.

The Division of Medicaid Services (DMS) for subrecipients under the SNAP program. DMS has achieved this corrective action through the use of the DHS grant agreement templates that contain federal funding tables and the completion of risk assessments.

Person(s) Responsible for Corrective Action:

Laurie Palchik, Director, Bureau of Strategic Sourcing, Division of Enterprise Services, Department of Health Services

Erik Hayko, Section Chief, Bureau of Operation Coordination, Division of Medicaid Services, Department of Health Services

Contact Information:

Laurie.Palchik@dhs.wisconsin.gov
608-266-9748

ErikJ.Hayko@dhs.wisconsin.gov
608-266-6636

Tony Evers
Governor



Andrea Palm
Secretary

State of Wisconsin
Department of Health Services

DIVISION OF ENTERPRISE SERVICES

BUREAU OF FISCAL SERVICES
BILLING AND COLLECTIONS
1 WEST WILSON STREET
PO BOX 7853
MADISON WI 53707-7853

Telephone: 608-267-7104
TTY: 711 or 800-947-3529

Medical Assistance Program Payments for Ineligible Services to Inmates

Finding: Medical Assistance Program Payments for Ineligible Services to Inmates (2018-303)

Federal Program: Medical Assistance Program (CFDA #93.778)

Status of Audit Finding: Not Corrected.

DHS is continuing to work on determining and recouping improper Medical Assistance program payments for Ineligible Services to inmates. DHS anticipates completing this corrective action by September 2019, as indicated in its corrective action plan.

In addition, DHS has begun to engage the Wisconsin Department of Corrections for an upcoming Medicaid eligibility initiative regarding inmates. Through this initiative, we plan to mitigate the risk of paying ineligible claims for inmates and improve and streamline communication for all Medicaid Assistance programs-related eligibility and information for inmates in 2020.

Person(s) Responsible for Corrective Action:

Michelle Prost, Section Chief, Hospital Rate Setting and Policy Section, Bureau of Rate Setting, Division of Medicaid Services, Department of Health Services

Christian Moran, Section Chief, Day-to-Day Claims Operations - System Leads Section, Bureau of Systems Management, Division of Medicaid Services, Department of Health Services

Deb Waite, Deputy Bureau Director, Bureau of Enrollment Policy and Systems, Division of Medicaid Services, Department of Health Services

Contact Information:

michelle.prost1@dhs.wisconsin.gov
(608) 266-5475

Christian.Moran@dhs.wisconsin.gov
(608) 266-8532

Deborah.Waite@dhs.wisconsin.gov
(608) 261-9421

Tony Evers
Governor

Andrea Palm
Secretary



State of Wisconsin
Department of Health Services

DIVISION OF ENTERPRISE SERVICES

BUREAU OF FISCAL SERVICES
BILLING AND COLLECTIONS
1 WEST WILSON STREET
PO BOX 7853
MADISON WI 53707-7853

Telephone: 608-267-7104
TTY: 711 or 800-947-3529

Subrecipient Monitoring for the Substance Abuse and Mental Health Services Projects of Regional and National Significance Program

Finding: Subrecipient Monitoring for the Substance Abuse and Mental Health Services Projects of Regional and National Significance Program (2018-304)

Federal Program: Substance Abuse and Mental Health Services Projects of Regional and National Significance (CFDA #93.243)

Status of Audit Finding: Corrective Action has been taken.

The Division of Care and Treatment Services (DCTS) for subrecipients under the Substance Abuse and Mental Health Services Projects of Regional and National Significance Program. DCTS has achieved this corrective action through the use of the DHS grant agreement templates that contain federal funding tables and the completion of risk assessments.

Person(s) Responsible for Corrective Action:

Laurie Palchik, Director, Bureau of Strategic Sourcing, Division of Enterprise Services, Department of Health Services

Contact Information:

Laurie.Palchik@dhs.wisconsin.gov
608-266-9748

Tony Evers
Governor



Andrea Palm
Secretary

State of Wisconsin
Department of Health Services

DIVISION OF ENTERPRISE SERVICES

BUREAU OF FISCAL SERVICES
BILLING AND COLLECTIONS
1 WEST WILSON STREET
PO BOX 7853
MADISON WI 53707-7853

Telephone: 608-267-7104
TTY: 711 or 800-947-3529

Medical Assistance Program Provider Overpayments

Finding: Medical Assistance Program Provider Overpayments (2018-305)

Federal Program: Medical Assistance Program (CFDA #93.778)

Status of Audit Finding: Not Corrected

In DHS corrective action under the circuit court injunction, DHS may not issue an NIR letter or otherwise recover funds from an MA provider.

Person(s) Responsible for Corrective Action:

Anthony Baize, Inspector General, Office of the Inspector General, Department of Health Services

Lori Thornton, Deputy Inspector General, Office of the Inspector General, Department of Health Services

Contact Information:

Anthony.Baize@dhs.wisconsin.gov
(608) 266-7436

Lori.Thornton@dhs.wisconsin.gov
(608) 261-8308

Tony Evers
Governor

Andrea Palm
Secretary



State of Wisconsin
Department of Health Services

DIVISION OF ENTERPRISE SERVICES

BUREAU OF FISCAL SERVICES
BILLING AND COLLECTIONS
1 WEST WILSON STREET
PO BOX 7853
MADISON WI 53707-7853

Telephone: 608-267-7104
TTY: 711 or 800-947-3529

Children's Health Insurance Program (CHIP) Participant Age

Finding: Children's Health Insurance Program Participant Age (2017-301)

Federal Program: Children's Health Insurance Program (CFDA #93.767)

Status of Audit Finding: Corrective Action Taken

- 1) \$19,707 was returned to CMS for 410 ineligible CHIP recipients in March 2018.
- 2) The systems fix identified as part of the solution was part of a June, 2018 release to the CARES system.

Person(s) Responsible for Corrective Action:

Rebecca McAtee, Director, Bureau of Enrollment Policy and Systems, Division of Medicaid Services, Department of Health Services

Sabrina Mandel, Program and Policy Analyst, Bureau of Enrollment Policy and Systems, Division of Medicaid Services, Department of Health Services

Debbie Waite, BEPS Deputy Bureau Director, Bureau of Enrollment Policy and Systems, Division of Medicaid Services, Department of Health Services

Theresa Fosbinder, BEPS Project Manager, Division of Medicaid Services, Department of Health Services

Contact Information:

Rebecca.McAtee@dhs.wisconsin.gov
608-266-8628

Sabrina.Mandel@dhs.wisconsin.gov
608-267-7813

Deborah.Waite@dhs.wisconsin.gov
608-261-9421

TheresaL.Fosbinder@dhs.wisconsin.gov
608-267-0246

Tony Evers
Governor



Andrea Palm
Secretary

State of Wisconsin
Department of Health Services

DIVISION OF ENTERPRISE SERVICES

BUREAU OF FISCAL SERVICES
BILLING AND COLLECTIONS
1 WEST WILSON STREET
PO BOX 7853
MADISON WI 53707-7853

Telephone: 608-267-7104
TTY: 711 or 800-947-3529

Social Services Block Grant Subrecipient Monitoring

Finding: Social Services Block Grant Subrecipient Monitoring (2017-302)

Federal Program: Social Services Block Grant (CFDA #93.667)

Status of Audit Finding: Corrective Action has been taken.

The subrecipients under the Social Services Block Grant program has been corrected through the continued implementation of policies and procedures to ensure compliance with all Uniform Guidance requirements, including the use of the DHS grant agreement templates that contain federal funding tables.

Person(s) Responsible for Corrective Action:

Laurie Palchik, Director, Bureau of Strategic Sourcing, Division of Enterprise Services,
Department of Health Services

Contact Information:

Laurie.Palchik@dhs.wisconsin.gov
608-266-9748



Carolyn Stanford Taylor, State Superintendent

Status of Prior Year Audit Findings

Finding: Subrecipient Monitoring for Substance Abuse and Mental Health Services Projects of Regional and National Significance Program (2018-400)

Federal Program: Substance Abuse and Mental Health Services Projects of Regional and National Significance (CFDA #93.243)

Status of Audit Finding: Corrective Action Taken

Person responsible for corrective action:
Michele McGaffin, Director of Business Services
Division for Finance and Management
michele.mcgaffin@dpi.wi.gov

WisDOT Division of Business Management
 Bureau of Financial Management
 4822 Madison Yards Way
 Madison, WI 53705

Governor Tony Evers
Secretary Craig Thompson
wisconsindot.gov
 Telephone: (608) 267-1215
 Email: Scott2.Thornton@dot.wi.gov



Status of Prior Year Audit Findings

Finding: Subrecipient Monitoring (2017-500)

Federal Program: Airport Improvement Program (CFDA #20.106), Highway Planning and Construction (CFDA #20.205)

Status of Audit Finding: Corrective Action Taken

Person responsible for corrective action:
 Tami Weaver, Airport Program Section Chief
 Division of Transportation Investment Management, Bureau of Aeronautics
Tamera.Weaver@dot.wi.gov

Finding: Airport Improvement Program Reporting (2017-501)

Federal Program: Airport Improvement Program (CFDA #20.106)

Status of Audit Finding: Corrective Action Taken

Person responsible for corrective action:
 Tami Weaver, Airport Program Section Chief
 Division of Transportation Investment Management, Bureau of Aeronautics
Tamera.Weaver@dot.wi.gov



University of Wisconsin-Eau Claire

105 Garfield Avenue, P. O. Box 4004, Eau Claire, WI 54702-4004

Status of Prior Year Audit Findings

Finding: Time and Effort Reporting—TRIO Cluster (2016-008)

Federal Program: TRIO—Student Support Services (CFDA #84.042), TRIO—Upward Bound (CFDA #84.047)

Status of Audit Finding: Corrective Action Taken

In FY19, starting with the July payroll, we had completed our online Time & Efforts Certification and began using it. The certifications are typically sent out before the 15th of the following month and are expected back by the end of the month.

Person responsible for corrective action:
Jackie Kriesel, Controller
ASK Center – University Accounting
kreisejd@uwec.edu



Office of Information Security

Katherine Mayer | 608-262-4048 | kmayer@uwsa.edu

Associate Vice President

780 Regent St. Suite 305, Madison, WI 53715

wisconsin.edu/offices/office-of-administration/office-of-information-security/

July 31, 2019

Finding: Information Technology Controls at the University of Wisconsin System (2018-700, 2017-003, 2016-12 and 2015-030)

Federal Program: Student Financial Assistance Cluster

Status of Audit Finding as of 6/30/2019: Partially Corrected

This document explains the June 30, 2019 status of the University of Wisconsin (UW) System's Corrective Action Plan (CAP) for finding 2018-700: Information Technology Controls at the University of Wisconsin System within Fiscal Year 2017-18 Single Audit Report 19-3. The following outlines actions over the past year regarding this finding.

Continue development and maintenance of a comprehensive IT security program, including developing systemwide IT security policies and procedures across the remaining critical IT areas, as recommended by National Institute of Standards and Technology publications.

UW System is taking a multi-pronged approach to IT security and is dedicated to prioritizing information security initiatives based on risk reduction and availability of resources. A Governance, Risk and Compliance (GRC) function was recently established (June 2019) within the Office of Information Security (OIS). The objective is to develop a cyber security risk management policy and framework, including a risk register for UW System. Other comprehensive efforts include a first-ever system-wide deployment of a suite of security tools. Capabilities include malware prevention; data loss prevention (alerting and location/movement of UW System's most sensitive data); user entity behavior analytics; next-generation anti-virus; and network traffic analysis. These deployments are expected to be complete by the end of the calendar year. Additional UW System efforts include acceleration of multi-factor authentication for access to high and moderate risk data (including email for all employees) and ultimately to students in the next year, and an aggressive bi-monthly phishing campaign to increase awareness for our user community.

UW System understands the value and need for additional information security policies and procedures and is taking deliberate steps this calendar year to expand policy efforts. The initial focus was revision of existing policies to provide clarity and conform to changes in the National Institute of Standards and Technology (NIST) guidelines. Specifically, security awareness policy revisions were updated in April 2019; updates to the authentication policy and procedures are in the institutional vetting process now; data classification and protection policy and procedures revisions will go to the institutions in September; and updates to the incident response policy and the new system-wide incident response plan will be vetted in October. Additional system-wide information security policies and procedures that are scheduled for publication this calendar year

include: data privacy, asset management, and cyber security risk management.

Lastly, OIS' engagement strategy with information security partners has been extensive. The Associate Vice President of Information Security (IS) is a member of the Wisconsin (WI) Department of Administration (DoA)-led Cyber Strategic and Planning Working Group which through public/private partnerships provides strategic planning, direction and alignment of cyber resources pertaining to data breaches and cyber attacks. Additionally, analysts from OIS attend weekly meetings with the WI Statewide Intelligence Center, including members from the WI Department of Justice; DoA; Department of Military Affairs and the Federal Bureau of Investigation. Threat intelligence, information security initiatives and advisories are shared through these weekly meetings, distribution lists and incident driven emails. This partnership also provides threat intelligence workshops and a variety of cyber security training courses. All the above information and opportunities are shared with UW System institutions.

Provide guidance and training to individual institutions regarding information technology security policies and procedures, as needed.

The Information Security Program document provides guidance to UW System institutions and the corresponding 24-month work plan has evolved to be a living document and is continuously updated as our understanding of risk matures. Additionally, monthly meetings of the Technology and Information Security Council provide further guidance and clarity on policy and procedure implementation, methodologies and best practices. The AVP for IS also meets monthly with the Chief Information Officers as well as the Chief Business Officers to discuss IS strategy and policy, along with status and challenges of policy implementation and other on-going initiatives. Additional engagements include routine meetings with the UW System Chancellors, UW System President, and the Board of Regents.

Training, not solely dedicated to policies and procedures, is another critical component of UW System's IS Program. Professional development and enhancement of knowledge skills and abilities in the IS workforce is also a priority. Opportunities to attend the Gartner Security and Risk Management Conference and Catalyst events have been provided. Several webinars were conducted for UW System personnel and more than 65 individuals participated either in-person or virtually in a learning day at UW-La Crosse in March 2019. These events provided in-depth training on the operation of, and reporting from, the suite of security tools that are currently being deployed.

Complete development of and implement procedures for assessing the level of protection provided for UW Systems and data

In January 2019, UW System institutions completed a system-wide information security maturity assessment providing a tier level score (1-5) across 10 security control areas. Prior to that, risk assessments for six UW System institutions were conducted in spring 2018; the remaining seven institutions will undergo similar external (third party vendor) assessments. These are scheduled to be conducted in July and August 2019 with results reported in September. These results will be reviewed, recommendations prioritized and incorporated into the existing 24-month work plan. Additionally, penetration testing is in the planning stages and will be conducted on specific applications at four UW System institutions in Fall 2019. These efforts over the past two years

form the basis for regular assessment events at each UW System institution a minimum of once every two years.

Person Responsible for Corrective Action:

Katherine Mayer

Associate Vice President for Information Security kmayer@uwsa.edu



Dr. Morna K. Foy, President

4622 University Avenue
PO Box 7874
Madison, Wisconsin 53707-7874
608.266.1207 | Wisconsin Relay System: 711
info@wtcsystem.edu | www.wtcsystem.edu

Status of Prior Year Audit Findings

Finding: Monitoring of Subrecipients- Career and Technical Education- Basic Grants to States (2018-900)

Federal Program: Career and Technical Education—Basic Grants to States (CFDA #84.048)

Status of Audit Finding: Corrective Action Taken

We revised the standard language in the grant award letters to include the Federal Awarding Agency, the CFDA number and name, and the subaward period of performance (start and end date). The award letters are sent on 7/1/XX and indicate the awards are made subject to the availability of federal funds. We also created a template for a second memo to be sent to the grantees after we receive the federal award notification from the US Dept of Education. The second memo informs the grantees of the Federal Award Identification Number, the date of the Federal Award and whether the award is for Research and Development.

We established and documented a formal Risk Assessment Tool to assess the level of monitoring required for each subrecipient. The assessment tool will be used in the review and evaluation of Triannual Reports and grant applications.

We documented our process to ensure a consistent review of triannual reports. The process requires a signature of the person performing the review and the date the review was completed. This documentation will be maintained.

Person responsible for corrective action:

James Zylstra, Executive Vice President

james.zylstra@wtcsystem.edu

COLLEGES: Blackhawk, Chippewa Valley, Fox Valley, Gateway, Lakeshore, Madison Area, Mid-State, Milwaukee Area, Moraine Park, Nicolet Area, Northcentral, Northeast Wisconsin, Southwest Wisconsin, Waukesha County, Western, Wisconsin Indianhead



STATE OF WISCONSIN
DEPARTMENT OF ADMINISTRATION

Tony Evers, Governor
Joel Brennan, Secretary

June 2019

Finding: Department of Administration Division of Enterprise Technology Security Concerns (2018-003, 2017-004, 2016-011)

Federal Program: n/a

Status of Audit Finding is partially corrected see details below:

LAB Recommendation	DOA Planned Corrective Action	Anticipated Corrective Action Date
<p>1. We recommend the Department of Administration, Division of Enterprise Technology (DET) complete written procedures for all areas</p>	<p>The Department will continue to execute its plan as follows:</p> <ul style="list-style-type: none"> • Town hall sessions were held in the spring of 2018 with DET staff to reinforce the need to align procedures with policies and standards. Critical build procedures were completed by 2/28/2019 as previously identified in our plan for: <ul style="list-style-type: none"> • Server Builds • Staff Onboarding • Network Builds <p>DET has also identified and prioritized the remaining operating procedures. As of today, over half of those identified procedures are completed.</p> <p>As new services are developed, it is required to document the appropriate procedures to align with Executive Branch IT Security policies and standards.</p> <p>First annual review of Policies and Standards will commence in August 2019 with annual reviews of all procedures to follow.</p>	<p>Critical procedures completed 2/28/2019</p> <p>Anticipated completion 12/2/2019</p> <p>Anticipated completion October 2019</p>
<p>2. We recommend DET review all settings and practices to ensure they</p>	<p>The process to review DET supported desktop and server configurations</p>	<p>Completed</p>

Office of the Secretary, PO Box 7864, Madison, WI 53707-7864
Phone: (608) 266-1741 | DOA.WI.GOV

LAB Recommendation	DOA Planned Corrective Action	Anticipated Corrective Action Date
align with policies, standards, and procedures	<p>has been completed for the monthly review of settings to ensure alignment with Executive Branch IT Security policies, standards and procedures.</p> <p>Formal process has been defined to conduct monthly reviews on network devices. Initial monthly assessments begin in July 2019.</p>	Anticipated completion date 8/30/19
3. Complete projects initiated in response to security concerns that LAB identified	DET has assessed the risk and initiated two projects to address the high-risk concerns. One project has been completed and the remaining project is in process and on track for completion.	Remaining project anticipated completion 1/14/2020
4. Develop, document, and implement a proactive process to identify, assess, and address risks	DET has established three approaches to continuously review and mitigate risks related to people, process and technology. People are being addressed through our security awareness training program. Process is being addressed through our process for documenting and reviewing procedures. Technology will be addressed by the review of patching and configuration settings. Processes are in place and will continue to be improved as the threat landscape changes.	Completed
5. Report to the Joint Legislative Audit Committee by March 29, 2019, on DET's plans and timelines to address these ongoing concerns	Will send a written report to the Joint Legislative Audit Committee prior to March 29th, 2019.	Completed

Person responsible for corrective action:
 Bill Nash, CISO
 Division of Enterprise Technology
Bill.Nash@wisconsin.gov

Finding: Executive Branch Agency Information Technology Policies and Standards (2018-004, 2017-005)

Federal Program: n/a

Status of Audit Finding is partially corrected see details below:

LAB Recommendation	DOA Planned Corrective Action	Anticipated Corrective Action Date
<p>1. Develop and implement a proactive process to identify, assess, and address risks for the parts of the state’s IT environment that DOA is statutorily responsible for, including: Prioritizing its plans and timelines to complete vulnerability assessments and penetration testing across all state devices and networks within the Division of Enterprise Technology data centers</p>	<p>Since vulnerability assessments and penetration testing are two separate functions, DOA will address these as separate plans and implementations as follows:</p> <p>DOA has completed implementation of a vulnerability management process for servers within the DET data centers. Initial assessment for servers is planned for April and monthly thereafter. This monthly assessment process includes:</p> <ul style="list-style-type: none"> • review of the current environment • prioritization of identified patching or configuration vulnerabilities; • remediation of patching and configuration vulnerabilities needing immediate attention. <p>Formal process has been defined to conduct monthly reviews on network devices. Initial monthly assessments begin in July 2019.</p> <p>*Note this does not include devices located in the DET data centers that are managed by other entities.</p> <p>Penetration Testing for a subset of DET managed devices and networks within the DET data centers was conducted by a third party in Fall of 2018. Additional penetration testing will be conducted by a third party</p>	<p>Completed</p> <p>Anticipated completion date 8/30/19</p> <p>Anticipated completion to be determined based upon third party availability</p>

LAB Recommendation	DOA Planned Corrective Action	Anticipated Corrective Action Date
	after the vulnerability remediation efforts have been addressed.	
<p>2. Complete a comprehensive risk assessment across all executive branch agencies</p>	<p>The project charter has been developed. Executive branch agency meetings will be scheduled to create plans and timeline to schedule regular risk assessments.</p> <ul style="list-style-type: none"> • Implementation of vulnerability assessments of the identified systems and data including a process for review of results, prioritization of identified issues, and tracking of remediation activity. • Some agencies including DOA have already commenced vulnerability assessments and are working on remediation activities. • Implementation of penetration testing of the identified systems and data including a process for review of results, prioritization of identified issues, and tracking of remediation activity. • Some agencies have already commenced penetration assessments and are working on remediation activities. 	<p>Begin 7/31/19 with anticipated completion 12/31/2019</p> <p>Begin 12/31/2019 with anticipated completion to be determined, based on plan</p> <p>Begin post vulnerability remediation with anticipated completion to be determined, based on plan</p>
<p>3. Report to the Joint Legislative Audit Committee by March 29, 2019, on DET's plans and timelines to address these ongoing concerns</p>	<p>Will send a written report to the Joint Legislative Audit Committee prior to March 29th, 2019.</p>	<p>Completed</p>

Person responsible for corrective action:
 Bill Nash, CISO
 Division of Enterprise Technology
Bill.Nash@wisconsin.gov



STATE OF WISCONSIN
DEPARTMENT OF ADMINISTRATION

Tony Evers, Governor
Joel Brennan, Secretary

Status of Prior Year Audit Findings

Finding: STAR Security Concerns (2018-005, 2017-007, 2016-010)

Federal Program: n/a

Status of Audit Finding:
Partially Completed

In June 2019, the Department of Administration (DOA) created reduced-functionality security roles to address access concerns in the General Ledger and Accounts Payable subsystems. However, the testing and implementation of these new roles was not completed by June 30, 2019. DOA expects to complete testing and implement the roles no later than August 31, 2019.

DOA did not implement the process to require State Controller's Office review of all new and changing security roles by June 30, 2019. DOA expects to implement that process by August 31, 2019.

A report for identifying and periodically reviewing SOD conflicts for HCM was not completed as of June 30, 2019. DOA expects to implement the new report by September 30, 2019.

Person responsible for corrective action:

Tim LeFave
Executive Director, STAR Program Office
Tim.LeFave@wisconsin.gov



STATE OF WISCONSIN
DEPARTMENT OF ADMINISTRATION

Tony Evers, Governor
Joel Brennan, Secretary

Status of Prior Year Audit Findings

Finding: Financial Reporting Concerns- Other Postemployment Note Disclosures (2018-007)

Federal Program: n/a

Status of Audit Finding:

Corrective Action Taken

The Department of Administration has implemented additional procedures to identify financial activities involving newer GASB standards, and ensure that those activities receive sufficient research, discussion and management review prior to inclusion in the draft Comprehensive Annual Financial Report.

Person responsible for corrective action:

Carol Herwig, State Controller

Division of Executive Budget and Finance, State Controller's Office

Carol2.Herwig@wisconsin.gov

Finding: Accounting for Crossover Refunding Bonds (2018-010)

Federal Program: n/a

Status of Audit Finding:

Corrective Action Taken

The Department of Administration has implemented additional procedures to identify financial activities involving newer GASB standards, and ensure that those activities receive sufficient research, discussion and management review prior to inclusion in the draft Comprehensive Annual Financial Report.

Person responsible for corrective action:

Carol Herwig, State Controller

Division of Executive Budget and Finance, State Controller's Office

Carol2.Herwig@wisconsin.gov



STATE OF WISCONSIN
Department of Employee Trust Funds
Robert J. Conlin
SECRETARY

Wisconsin Department
of Employee Trust Funds
PO Box 7931
Madison WI 53707-7931
1-877-533-5020 (toll free)
Fax 608-267-4549
etf.wi.gov

Date: July 29, 2019
To: Lisa Kasel
From: Cindy Klimke-Armatoski
Subject: **Status of Prior Year Audit Findings**

Finding: Wisconsin Employee Benefit System Security (2018-006)

Federal Program: n/a

Status of Audit Finding: Corrective Action Taken

Person responsible for corrective action:
Steve Mueller, Division Administrator
Division of Management Services
Steve.Mueller@etf.wi.gov



Tony Evers
Governor

Andrea Palm
Secretary

State of Wisconsin
Department of Health Services

DIVISION OF ENTERPRISE SERVICES

BUREAU OF FISCAL SERVICES
BILLING AND COLLECTIONS
1 WEST WILSON STREET
PO BOX 7853
MADISON WI 53707-7853

Telephone: 608-267-7104
TTY: 711 or 800-947-3529

DATE: July 31, 2019

TO: Sherry Haakenson, Financial Audit Director
Legislative Audit Bureau

FROM: Barry Kasten, Deputy Director
Bureau of Fiscal Services
Department of Health Services

SUBJECT: Response to Interim Audit Memos:

Financial Reporting at the Department of Health Services

Finding: Financial Reporting at the Department of Health Services (2018-001)

Federal Program: n/a

Status of Audit Finding: Corrective Action Taken

Person(s) Responsible for Corrective Action:

Rebecca Mogensen, Managerial Accounting Section Chief
Division of Enterprise Services, Bureau of Fiscal Services

Contact Information:

RebeccaJ.Mogensen@dhs.wisconsin.gov
(608) 267-7846

www.dhs.wisconsin.gov


State of Wisconsin • DEPARTMENT OF REVENUE

2135 RIMROCK ROAD • P.O. BOX 8933 • MADISON, WISCONSIN 53708-8933
 FAX 608-266-5718 • <http://www.revenue.wi.gov>

Tony Evers
 Governor

Peter Barca
 Secretary of Revenue

Status of Prior Year Audit Findings

Finding: STAR Finance Access Concerns at the Department of Revenue (2017-002)

Federal Program: n/a

Status of Audit Finding: Partially Corrected

Person responsible for corrective action:

Name: **Julie Raes, Administrator**

Division: **Enterprise Services**

Email address: **julie.raes@wisconsin.gov**

DOR will perform a reconciliation between STAR HCM and STAR Finance to determine if any terminated employees still have STAR Finance access that did not get removed by the automatic removal process. STAR Finance access will be removed for those terminated employees no later than December 31, 2017.

Corrective Action Taken

In a two-phased process, the responsibility for maintenance of STAR Finance and STAR HCM accesses will be transferred to the Department's Security Support Unit in the Division of Technology Services (DTS). This change will ensure that STAR system access is treated similar to all other system accesses in DOR.

- *By February 23, 2018, DTS Security will have procedures in place for removing STAR Finance and STAR HCM access in a timely manner for terminated employees consistent with existing procedures for removing all other system access.*

Corrective Action Taken

- *By April 27, 2018, DTS Security will have procedures in place for adding & changing roles for employees in STAR Finance and STAR HCM.*

Partially Corrected

Procedures for adding and changing roles for employees in STAR Finance have been prepared as of July 31, 2019. On April 25, 2019, DOR implemented the process to have the Purchasing Card Administrator add, change, and remove purchasing card roles and DTS Security Support approving those security requests. DTS Security Support is scheduled to be trained on adding and changing roles in STAR Finance on August 8, 2019. In the interim, the Financial Manager has continued to add and change roles in STAR Finance.

The Security Support Unit in the Division of Technology Services (DTS) conducts periodic review of agency system accesses to ensure former employees have had their system accesses removed. STAR HCM and STAR Finance will be added to the list of systems for this periodic review by March 31, 2018.

Corrective Action Taken

In FY2019, the Financial Manager performed periodic reconciliations between STAR Finance Security and the STAR HCM Authorized Position Report to ensure former employees had their STAR Finance access removed. The Financial Manager will continue to perform these periodic reconciliations rather than the DTS Security Support.

WisDOT Division of Business Management
Bureau of Financial Management
4822 Madison Yards Way
Madison, WI 53705

Governor Tony Evers
Secretary Craig Thompson
wisconsindot.gov
Telephone: (608) 267-1215
Email: Scott2.Thornton@dot.wi.gov



Status of Prior Year Audit Findings

Finding: Financial Reporting for Changes to Infrastructure Related Capital Assets at the DOT (2018-008)

Federal Program: n/a

Status of Audit Finding: Corrective Action Taken

Person responsible for corrective action:
Bryan Thiel, Financial Management Supervisor
Division of Business Management, Bureau of Financial Management
Bryan.Thiel@dot.wi.gov

Finding: Determination of Infrastructure related Capital Assets by the Department of Transportation (2018-009, 2017-008)

Federal Program: n/a

Status of Audit Finding: Corrective Action Taken

Person responsible for corrective action:
Bryan Thiel, Financial Management Supervisor
Division of Business Management, Bureau of Financial Management
Bryan.Thiel@dot.wi.gov

Finding: Department of Transportation Use of Project Costing Data (2017-009)

Federal Program: n/a

Status of Audit Finding: Corrective Action Taken

Person responsible for corrective action:
Bryan Thiel, Financial Management Supervisor
Division of Business Management, Bureau of Financial Management
Bryan.Thiel@dot.wi.gov



State of Wisconsin / OFFICE OF THE COMMISSIONER OF INSURANCE

Tony Evers, Governor

Mark V. Afable, Commissioner

Injured Patients and Families Compensation Fund

125 South Webster Street • P.O. Box 7873

Madison, Wisconsin 53707-7873

Phone: (608) 266-6830 • Fax: (608) 226-5536

July 17, 2019

Status of Prior Year Audit Findings

Finding: Financial Reporting Process for the Injured Patients and Families Compensation Fund (2018-002)

Federal Program: n/a

Status of Audit Finding:

Partially Corrected

OCI hired a Fund accountant on February 3rd, 2019, and in conjunction with management it was decided that external assistance and review of the Fund's financials, in lieu of internal assistance, would provide the highest level of confidence in the Fund's reporting.

On July 11th, 2019 DOA advised the Fund that its request to retain Strohm Ballweg LLP through the Sole Source Waiver process was approved. Strohm Ballweg will assist and review the Funds financials and CAFR submissions for FY19 and going forward.

Person responsible for corrective action:

Brynn Bruijn-Hansen, Fund Manager

Injured Patients and Families Compensation Fund, Office of the Commissioner of Insurance

Brynn.bruijnhansen@wisconsin.gov

**State of Wisconsin Schedule of
Expenditures of Federal Awards for
the Year Ended June 30, 2019 ■**

STATE OF WISCONSIN
SCHEDULE OF EXPENDITURES OF FEDERAL AWARDS
FOR THE YEAR ENDED JUNE 30, 2019

CFDA NUMBER	OTHER IDENTIFYING NUMBER	FEDERAL PROGRAM	STATE AGENCY OR UW INSTITUTION	EXPENDITURES	AMOUNT PROVIDED TO SUBRECIPIENTS
<i>INDIVIDUAL PROGRAMS AND OTHER CLUSTERS</i>					
U.S DEPARTMENT OF AGRICULTURE:					
10.001		Agricultural Research Basic and Applied Research	DNR	5,163	0
10.001		Agricultural Research Basic and Applied Research	UW-Madison	57,584	0
		Total Federal Program 10.001		<u>62,747</u>	<u>0</u>
10.025		Plant and Animal Disease, Pest Control, and Animal Care	DATCP	667,830	0
10.093		Voluntary Public Access and Habitat Incentive Program	DNR	193,162	0
10.117	AG28540WI001	Biofuel Infrastructure Partnership	PSC	1,184,388	1,184,388
10.170		Specialty Crop Block Grant Program - Farm Bill	DATCP	1,314,426	1,208,631
10.171		Organic Certification Cost Share Programs	DATCP	954,957	828,950
10.172		Local Food Promotion Program	UW Extension	115,464	0
10.178		Trade Mitigation Program Eligible Recipient Agency Operational Funds	DHS	53,786	53,786
10.200		Grants for Agricultural Research, Special Research Grants	UW-Madison	1,013,890	0
10.203		Payments to Agricultural Experiment Stations Under the Hatch Act	UW-Madison	27,888	0
10.210		Higher Education – Graduate Fellowships Grant Program	UW-Madison	53,158	0
10.303		Integrated Programs	UW Extension	(17,358)	0
10.310		Agriculture and Food Research Initiative (AFRI)	UW Extension	1,467,680	623,976
10.326		Capacity Building for Non-Land Grant Colleges of Agriculture (NLGCA)	UW-River Falls	285,428	113,974
10.328		National Food Safety Training, Education, Extension, Outreach, and Technical Assistance Competitive Grants Program	UW-Madison	848	0
10.351		Rural Business Development Grant	UW Extension	39,507	0
10.406		Farm Operating Loans	UW-River Falls	28,269	0
10.435		State Mediation Grants	DATCP	141,234	0
10.475		Cooperative Agreements with States for Intrastate Meat and Poultry Inspection	DATCP	5,599,778	0
10.477		Meat, Poultry, and Egg Products Inspection	DATCP	17,159	0
10.500		Cooperative Extension Service	UW Extension	8,938,621	153,407
10.500		Cooperative Extension Service	UW-Madison	2,081,603	0
		Total Federal Program 10.500		<u>11,020,224</u>	<u>153,407</u>
SNAP Cluster:					
10.551		Supplemental Nutrition Assistance Program	DHS	779,723,196	0
10.561		State Administrative Matching Grants for the Supplemental Nutrition Assistance Program	DHS	77,440,650	50,041,916
10.561		State Administrative Matching Grants for the Supplemental Nutrition Assistance Program	UW-Madison	12,919	0
		Total SNAP Cluster		<u>857,176,765</u>	<u>50,041,916</u>
Child Nutrition Cluster:					
10.553		School Breakfast Program	DPI	54,506,013	54,506,013
10.555		National School Lunch Program	DPI	197,472,485	197,472,485
10.556		Special Milk Program for Children	DPI	678,160	678,160
10.559		Summer Food Service Program for Children	DPI	9,583,508	9,308,925
		Total Child Nutrition Cluster		<u>262,240,166</u>	<u>261,965,583</u>
10.557		WIC Special Supplemental Nutrition Program for Women, Infants, and Children	DHS	66,356,873	22,434,603
10.558		Child and Adult Care Food Program	DPI	38,994,528	38,253,802
10.560		State Administrative Expenses for Child Nutrition	DPI	4,498,172	0
Food Distribution Cluster:					
10.565		Commodity Supplemental Food Program	DHS	1,040,068	930,438
10.568		Emergency Food Assistance Program (Administrative Costs)	DHS	1,254,386	1,190,526
10.569		Emergency Food Assistance Program (Food Commodities)	DHS	14,396,516	14,396,516
		Total Food Distribution Cluster		<u>16,690,970</u>	<u>16,517,480</u>
10.572		WIC Farmers' Market Nutrition Program (FMNP)	DHS	798,304	0
10.574		Team Nutrition Grants	DPI	289,332	2,650
10.575		Farm to School Grant Program	DPI	20,028	0
10.576		Senior Farmers Market Nutrition Program	DHS	284,966	264,266
10.578		WIC Grants To States (WGS)	DHS	79,879	0
10.579		Child Nutrition Discretionary Grants Limited Availability	DPI	344,603	327,952
10.582		Fresh Fruit and Vegetable Program	DPI	3,180,412	3,062,802
10.603		Emerging Markets Program	DATCP	34,941	0
10.614		Scientific Cooperation Exchange Program with China	UW-River Falls	11,472	0
10.664		Cooperative Forestry Assistance	DNR	1,496,235	493,528

STATE OF WISCONSIN
SCHEDULE OF EXPENDITURES OF FEDERAL AWARDS
FOR THE YEAR ENDED JUNE 30, 2019

CFDA NUMBER	OTHER IDENTIFYING NUMBER	FEDERAL PROGRAM	STATE AGENCY OR UW INSTITUTION	EXPENDITURES	AMOUNT PROVIDED TO SUBRECIPIENTS
<i>INDIVIDUAL PROGRAMS AND OTHER CLUSTERS</i>					
10.665		Forest Services Schools and Roads Cluster: Schools and Roads - Grants to States	DNR	1,295,495	1,295,495
		Total Forest Services Schools and Roads Cluster		1,295,495	1,295,495
10.674	14-CA-1142004	Wood Utilization Assistance	PSC	35,154	0
10.675		Urban and Community Forestry Program	DNR	228,225	65,107
10.676		Forest Legacy Program	DNR	10,237	0
10.678		Forest Stewardship Program	DNR	310,095	0
10.680		Forest Health Protection	DNR	239,228	0
10.684		International Forestry Programs	UW-Madison	39,874	0
10.697		State & Private Forestry Hazardous Fuel Reduction Program	DNR	3,068	0
10.699		Partnership Agreements	DNR	17,855	0
10.699		Partnership Agreements	UW-Madison	2,223	0
		Total Federal Program 10.699		20,078	0
10.703		Cooperative Fire Protection Agreement	DNR	1,944,532	0
10.771		Rural Cooperative Development Grants	UW-Madison	272,460	94,202
10.777		Norman E. Borlaug International Agricultural Science and Technology Fellowship	UW-Madison	9,966	0
10.902		Soil and Water Conservation	DATCP	90,294	82,085
10.902		Soil and Water Conservation	DNR	11,434	0
10.902		Soil and Water Conservation	UW Extension	1,262,184	93,561
10.902		Soil and Water Conservation	UW-Madison	64,677	0
		Total Federal Program 10.902		1,428,589	175,646
10.912		Environmental Quality Incentives Program	DATCP	53,911	0
10.912		Environmental Quality Incentives Program	UW Extension	143,002	42,976
10.912		Environmental Quality Incentives Program	UW-Madison	52,208	11,170
		Total Federal Program 10.912		249,121	54,146
10.950		Agricultural Statistics Reports	DATCP	37,680	0
N/A	10.16-CS-11091300-074	Other Federal Financial Assistance: Chequamegon-Nicolet Groundwater	UW Extension	72,067	0
N/A	10.Fund 199	Veterinary Diagnostic Laboratory	UW-Madison	273,379	0
N/A	10.R934b / 57-3655-14-0177	Remodeling & Boiler Upgrade	UW-Madison	27,582	0
		Subtotal Direct Programs		1,283,218,941	399,216,290
10.025		Subgrants: Plant and Animal Disease, Pest Control, and Animal Care (from Gypsy Moth Slow the Spread Foundation)	DATCP	860,027	0
10.168		Farmers Market Promotion Program (from Hope & Main)	UW-Madison	1,461	0
10.172		Local Food Promotion Program (from Wisconsin Food Hub Cooperative)	UW-Madison	14,648	0
10.200	SUBAWARD 8000081324-AG	Grants for Agricultural Research, Special Research Grants (from Purdue University)	UW Extension	(227)	0
10.200	088891-16772	Grants for Agricultural Research, Special Research Grants (from University of Illinois-Urbana-Champaign)	UW-Madison	236,034	0
10.200	2014-38500-22138 / 416-41-15W	Grants for Agricultural Research, Special Research Grants (from Iowa State University)	UW-Stevens Point	50,227	0
10.215		Sustainable Agriculture Research and Education (from University Of Minnesota)	UW Extension	2,638	0
10.215	H004991203; UMinn Cont #54633	Sustainable Agriculture Research and Education (from University Of Minnesota)	UW Extension	86,691	29,652
10.227	2017-38424-27080	1994 Institutions Research Program (from College of Menominee Nation)	UW-Madison	8,331	0
10.310		Agriculture and Food Research Initiative (AFRI) (from University of Florida)	UW Extension	6,295	0
10.310	RC108357UW	Agriculture and Food Research Initiative (AFRI) (from Michigan State University)	UW-Madison	11,376	0
10.310	9500070955 / 2018-67009-27375	Agriculture and Food Research Initiative (AFRI) (from University of Tennessee)	UW-Stevens Point	61,522	0
10.311		Beginning Farmer and Rancher Development Program (from Easter Seals of WI)	DATCP	8,147	0
10.311	2015-70017-23896	Beginning Farmer and Rancher Development Program (from Ohio State University Research Foundation)	UW-Madison	5,792	0

STATE OF WISCONSIN
SCHEDULE OF EXPENDITURES OF FEDERAL AWARDS
FOR THE YEAR ENDED JUNE 30, 2019

CFDA NUMBER	OTHER IDENTIFYING NUMBER	FEDERAL PROGRAM	STATE AGENCY OR UW INSTITUTION	EXPENDITURES	AMOUNT PROVIDED TO SUBRECIPIENTS
<i>INDIVIDUAL PROGRAMS AND OTHER CLUSTERS</i>					
10.311		Beginning Farmer and Rancher Development Program (from Easter Seals Wisconsin)	UW-Stevens Point	45,204	5,000
10.329	076332-16724	Crop Protection and Pest Management Competitive Grants Program (from University of Illinois-Urbana-Champaign)	UW-Madison	17,668	0
10.460	RM17RMEPP522 C027	Risk Management Education Partnerships (from Organic Seed Alliance)	UW-Madison	5,068	0
10.500	Subaward S17127	Cooperative Extension Service (from Kansas State University)	UW Extension	14,495	0
10.500	FAR0029120	Cooperative Extension Service (from North Dakota State University)	UW Extension	27,232	0
10.500	H005722908	Cooperative Extension Service (from University Of Minnesota)	UW Extension	23,601	0
10.500		Cooperative Extension Service (from University of Minnesota)	UW Extension	1,342	0
10.500	25-6324-0150-110	Cooperative Extension Service (from University of Nebraska)	UW-Madison	30,973	0
10.500	#25-6324-0150-315	Cooperative Extension Service (from University of Nebraska)	UW-River Falls	5,847	0
10.575	F2S 2017 USDA	Farm to School Grant Program (from Community Groundworks)	UW-Madison	13,750	0
10.680		Forest Health Protection (from Gypsy Moth Slow the Spread Foundation)	DATCP	20,400	0
10.912	Subaward 2017-19-07-CIG	Environmental Quality Incentives Program (from Minnesota Agricultural Water Resource Center)	UW Extension	254,739	0
N/A	10.S19071	4-H Military Partnership (from Kansas State University)	UW Extension	9,962	0
N/A	10.550, Subaward H004991238	Food Distribution (from University Of Minnesota)	UW Extension	48,966	1,282
Subtotal Subgrants				1,872,209	35,934
TOTAL U.S. DEPARTMENT OF AGRICULTURE				1,285,091,150	399,252,224
U.S. DEPARTMENT OF COMMERCE:					
11.303		Economic Development Technical Assistance	UW Extension	132,178	0
11.303		Economic Development Technical Assistance	UW-Stout	74,792	0
Total Federal Program 11.303				206,970	0
11.407		Interjurisdictional Fisheries Act of 1986	DNR	15,052	0
11.417		Sea Grant Support	UW Extension	68,886	0
11.417		Sea Grant Support	UW-Madison	1,954	0
11.417		Sea Grant Support	UW-Milwaukee	57,525	0
11.417		Sea Grant Support	UW-Stevens Point	92,085	0
11.417		Sea Grant Support	UW-Superior	33,900	0
Total Federal Program 11.417				254,350	0
11.419		Coastal Zone Management Administration Awards	DOA	2,843,777	1,803,841
11.419		Coastal Zone Management Administration Awards	UW-Milwaukee	12,333	0
Total Federal Program 11.419				2,856,110	1,803,841
11.420		Coastal Zone Management Estuarine Research Reserves	UW Extension	566,641	0
11.420		Coastal Zone Management Estuarine Research Reserves	UW-Superior	118,859	0
Total Federal Program 11.420				685,500	0
11.429		Marine Sanctuary Program	UW-Madison	29,844	12,501
11.429		Marine Sanctuary Program	UW-Superior	55,827	0
Total Federal Program 11.429				85,671	12,501
11.473		Office for Coastal Management	DOA	136,614	25,368
11.611		Manufacturing Extension Partnership	UW-Stout	426,879	0
11.999		Marine Debris Program	UW-Madison	2,765	2,194
Subtotal Direct Grants				4,669,911	1,843,904
Subgrants:					
11.008		NOAA Mission-Related Education Awards (from Fond Du Lac Tribal & Community College)	UW Extension	4,851	0
11.419	20170731	Coastal Zone Management Administration Awards (from The Nature Conservancy)	UW Extension	(3,674)	0
11.432	089354-16834	National Oceanic and Atmospheric Administration (NOAA) Cooperative Institutes (from University of Illinois-Urbana-Champaign)	UW-Madison	11,922	0
11.432	3004702271	National Oceanic and Atmospheric Administration (NOAA) Cooperative Institutes (from University of Michigan)	UW-Madison	44,955	0
11.611		Manufacturing Extension Partnership (from Wisconsin Center for Manufacturing & Productivity Inc)	UW-Stout	693,536	0
Subtotal Subgrants				751,590	0
TOTAL U.S. DEPARTMENT OF COMMERCE				5,421,501	1,843,904

STATE OF WISCONSIN
SCHEDULE OF EXPENDITURES OF FEDERAL AWARDS
FOR THE YEAR ENDED JUNE 30, 2019

CFDA NUMBER	OTHER IDENTIFYING NUMBER	FEDERAL PROGRAM	STATE AGENCY OR UW INSTITUTION	EXPENDITURES	AMOUNT PROVIDED TO SUBRECIPIENTS
<i>INDIVIDUAL PROGRAMS AND OTHER CLUSTERS</i>					
U.S. DEPARTMENT OF DEFENSE:					
12.113		State Memorandum of Agreement Program for the Reimbursement of Technical Services	DNR	91,524	0
12.300		Basic and Applied Scientific Research	UW-Madison	243,459	0
12.300		Basic and Applied Scientific Research	UW-Milwaukee	109,848	0
		Total Federal Program 12.300		<u>353,307</u>	<u>0</u>
12.400		Military Construction, National Guard	DMA	1,234,277	0
12.401		National Guard Military Operations and Maintenance (O&M) Projects	DMA	46,327,180	0
12.404		National Guard ChalleNGe Program	DMA	3,874,279	0
12.630		Basic, Applied, and Advanced Research in Science and Engineering	UW-Madison	66,980	0
12.800		Air Force Defense Research Sciences Program	UW-Madison	380,697	44,326
12.900		Language Grant Program	UW-Madison	156,477	0
12.902		Information Security Grants	UW-Stout	163,996	0
12.903		GenCyber Grants Program	UW-Green Bay	58,727	0
12.910		Research and Technology Development	UW-Madison	192,445	0
N/A	96X5090	Other Federal Financial Assistance: Flood Control Projects	BCPL	55,047	55,047
		Subtotal Direct Grants		<u>52,954,936</u>	<u>99,373</u>
Subgrants:					
12.357		ROTC Language and Culture Training Grants (from Institute of International Education)	UW-Madison	299,171	0
12.357	Project GO 2017-2018	ROTC Language and Culture Training Grants (from Institute of International Education)	UW-Madison	42,484	0
12.420	1652215	Military Medical Research and Development (from Medical College of Wisconsin)	UW-Madison	(15,177)	0
12.420	SR00002886	Military Medical Research and Development (from Johns Hopkins University)	UW-Madison	421	0
12.431	504119-70850	Basic Scientific Research (from Northeastern University)	UW-Madison	70,266	0
12.431	60788-Z8078202	Basic Scientific Research (from University of Maryland)	UW-Madison	137,315	0
12.550		The Language Flagship Grants to Institutions of Higher Education (from Institute of International Education)	UW-Madison	137,960	0
12.550	0054-UWI-20	The Language Flagship Grants to Institutions of Higher Education (from Institute of International Education)	UW-Madison	30,047	0
12.550	0054-UWI-20-LR-280-P06	The Language Flagship Grants to Institutions of Higher Education (from Institute of International Education)	UW-Madison	76,145	0
12.550	Flagship Culture Initiative	The Language Flagship Grants to Institutions of Higher Education (from University of Maryland)	UW-Madison	14,457	0
12.550	IFLI Planning 2018	The Language Flagship Grants to Institutions of Higher Education (from Institute of International Education)	UW-Madison	173,383	96,256
12.550	Russian Flagship Renew YR03	The Language Flagship Grants to Institutions of Higher Education (from Institute of International Education)	UW-Madison	238,723	0
12.550	SAFLI 2018	The Language Flagship Grants to Institutions of Higher Education (from Institute of International Education)	UW-Madison	412,643	226,310
12.910	401373-5801	Research and Technology Development (from Colorado School of Mines)	UW-Madison	182,870	0
N/A	12.1550-20145-05	Economic Adjustment Assistance for State Governments (from East Central Wisconsin Regional Planning Commission)	UW-Oshkosh	344	0
		Subtotal Subgrants		<u>1,801,052</u>	<u>322,566</u>
TOTAL U.S. DEPARTMENT OF DEFENSE				<u>54,755,988</u>	<u>421,939</u>
U.S. DEPARTMENT OF HOUSING AND URBAN DEVELOPMENT:					
14.228		Community Development Block Grants/State's program and Non-Entitlement Grants in Hawaii	DOA	29,062,804	28,437,220
14.231		Emergency Solutions Grant Program	DOA	3,465,158	3,287,196
14.238		Shelter Plus Care	DOA	42,308	42,308
14.239		Home Investment Partnerships Program	DOA	7,906,264	7,414,596
14.241		Housing Opportunities for Persons with AIDS	DOA	522,858	502,323
		Subtotal Direct Grants		<u>40,999,392</u>	<u>39,683,643</u>

STATE OF WISCONSIN
SCHEDULE OF EXPENDITURES OF FEDERAL AWARDS
FOR THE YEAR ENDED JUNE 30, 2019

CFDA NUMBER	OTHER IDENTIFYING NUMBER	FEDERAL PROGRAM	STATE AGENCY OR UW INSTITUTION	EXPENDITURES	AMOUNT PROVIDED TO SUBRECIPIENTS
<i>INDIVIDUAL PROGRAMS AND OTHER CLUSTERS</i>					
14.218		Subgrants: Community Development Block Grants/Entitlement Grants (from Waukesha County)	UW Extension	95	0
		Subtotal Subgrants		95	0
		TOTAL U.S. DEPARTMENT OF HOUSING AND URBAN DEVELOPMENT		40,999,487	39,683,643
U.S. DEPARTMENT OF THE INTERIOR:					
15.035		Forestry on Indian Lands	DNR	72,000	0
15.226		Payments in Lieu of Taxes	DNR	3,686,286	3,686,286
15.605		Fish and Wildlife Cluster: Sport Fish Restoration	DNR	11,884,653	361,772
15.611		Wildlife Restoration and Basic Hunter Education	DNR	25,307,715	647,108
		Total Fish and Wildlife Cluster		37,192,368	1,008,880
15.608		Fish and Wildlife Management Assistance	DNR	70,698	0
15.614		Coastal Wetlands Planning, Protection and Restoration	DNR	9,580	0
15.615		Cooperative Endangered Species Conservation Fund	DNR	503,084	0
15.616		Clean Vessel Act	DNR	46,739	46,739
15.622		Sportfishing and Boating Safety Act	DNR	200,000	200,000
15.623		North American Wetlands Conservation Fund	DNR	177,897	0
15.630		Coastal	DNR	1,706	0
15.634		State Wildlife Grants	DNR	1,356,379	50,398
15.657		Endangered Species Conservation – Recovery Implementation Funds	DNR	38,443	0
15.662		Great Lakes Restoration	DNR	1,512,717	300,000
15.678		Cooperative Ecosystem Studies Units	UW-Stevens Point	3,548	0
15.808		U.S. Geological Survey Research and Data Collection	UW Extension	67,024	0
15.810		National Cooperative Geologic Mapping	UW Extension	174,219	0
15.814		National Geological and Geophysical Data Preservation	UW Extension	20,391	0
15.817		National Geospatial Program: Building The National Map	DOA	558,645	558,645
15.904		Historic Preservation Fund Grants-In-Aid	WHS	1,065,925	117,664
15.916		Outdoor Recreation Acquisition, Development and Planning	DNR	869,294	785,731
15.922		Native American Graves Protection and Repatriation Act	UW-Madison	117	0
15.922		Native American Graves Protection and Repatriation Act	WHS	1,165	0
		Total Federal Program 15.922		1,282	0
15.925		National Maritime Heritage Grants	WHS	6,588	0
15.944		Natural Resource Stewardship	DNR	925,231	0
15.944		Natural Resource Stewardship	UW-La Crosse	15,000	0
		Total Federal Program 15.944		940,231	0
15.945		Cooperative Research and Training Programs – Resources of the National Park System	UW Extension	1,473	0
15.978		Upper Mississippi River Restoration Long Term Resource Monitoring	DNR	612,427	0
15.980		National Ground-Water Monitoring Network	UW Extension	41,622	0
		Subtotal Direct Grants		49,230,566	6,754,343
15.608		Subgrants: Fish and Wildlife Management Assistance (from Mississippi River Basin Panel)	UW Extension	12,245	0
15.611		Wildlife Restoration and Basic Hunter Education (from Village of Plover)	UW-Stevens Point	27,754	0
15.662	US-WI-411-1	Great Lakes Restoration (from National Fish & Wildlife Foundation)	UW-Green Bay	47,075	0
15.805	078687-15717 - 2015-06806-07	Assistance to State Water Resources Research Institutes (from University of Illinois-Urbana-Champaign)	UW-Madison	43,140	0
15.820	12-007036	National and Regional Climate Adaptation Science Centers (from University of Massachusetts-Amherst)	UW-Madison	108,425	0
N/A	15.AGMT 01/10/18	In-depth Examination of Opioid Deaths in Milwaukee County (from Milwaukee County)	UW-Milwaukee	8,525	0
		Subtotal Subgrants		247,164	0
		TOTAL U.S. DEPARTMENT OF THE INTERIOR		49,477,730	6,754,343

STATE OF WISCONSIN
SCHEDULE OF EXPENDITURES OF FEDERAL AWARDS
FOR THE YEAR ENDED JUNE 30, 2019

CFDA NUMBER	OTHER IDENTIFYING NUMBER	FEDERAL PROGRAM	STATE AGENCY OR UW INSTITUTION	EXPENDITURES	AMOUNT PROVIDED TO SUBRECIPIENTS
<i>INDIVIDUAL PROGRAMS AND OTHER CLUSTERS</i>					
U.S. DEPARTMENT OF JUSTICE:					
16.017		Sexual Assault Services Formula Program	DOJ	343,244	319,467
16.528		Enhanced Training and Services to End Violence and Abuse of Women Later in Life	DOJ	81,082	6,486
16.540		Juvenile Justice and Delinquency Prevention	DOJ	180,390	32,646
16.543		Missing Children's Assistance	DOJ	496,835	220,019
16.550		State Justice Statistics Program for Statistical Analysis Centers	DOJ	139,402	0
16.554		National Criminal History Improvement Program (NCHIP)	DOJ	1,969,672	127,038
16.560		National Institute of Justice Research, Evaluation, and Development Project Grants	DPI	86,639	36,123
16.575		Crime Victim Assistance	DOJ	29,866,777	28,764,709
16.576		Crime Victim Compensation	DOJ	1,975,165	1,884,679
16.579		Edward Byrne Memorial Formula Grant Program	UW-Stout	1,364	0
16.582		Crime Victim Assistance/Discretionary Grants	DOJ	238,906	206,080
16.585		Drug Court Discretionary Grant Program	DOJ	11,425	0
16.588		Violence Against Women Formula Grants	DOJ	2,296,767	1,786,714
16.590		Grants to Encourage Arrest Policies and Enforcement of Protection Orders Program	DOJ	238,234	75,233
16.593		Residential Substance Abuse Treatment for State Prisoners	DOJ	243,155	226,716
16.606		State Criminal Alien Assistance Program	DOC	1,291,070	0
16.609		Project Safe Neighborhoods	DOJ	105,725	90,688
16.710		Public Safety Partnership and Community Policing Grants	DOJ	788,022	524,870
16.734		Special Data Collections and Statistical Studies	DOJ	116,551	0
16.735		PREA Program: Strategic Support for PREA Implementation	DOC	166,979	0
16.738		Edward Byrne Memorial Justice Assistance Grant Program	DOJ	2,253,427	1,407,675
16.741		DNA Backlog Reduction Program	DOJ	602,945	0
16.742		Paul Coverdell Forensic Sciences Improvement Grant Program	DOJ	313,235	52,969
16.751		Edward Byrne Memorial Competitive Grant Program	DOJ	276,341	276,341
16.754		Harold Rogers Prescription Drug Monitoring Program	DOJ	713	0
16.754		Harold Rogers Prescription Drug Monitoring Program	DSPS	226,675	0
		Total Federal Program 16.754		227,388	0
16.812		Second Chance Act Reentry Initiative	DOC	374,762	0
16.812		Second Chance Act Reentry Initiative	DOJ	390,790	378,843
		Total Federal Program 16.812		765,552	378,843
16.820		Postconviction Testing of DNA Evidence	UW-Madison	111,597	0
16.833		National Sexual Assault Kit Initiative	DOJ	1,683,067	595,252
16.838		Comprehensive Opioid Abuse Site-Based Program	DOJ	1,744	0
16.922		Equitable Sharing Program	DMA	52,567	0
16.922		Equitable Sharing Program	DOJ	14,552	1,600
		Total Federal Program 16.922		67,119	1,600
Other Federal Financial Assistance:					
N/A	2018-126	Domestic Cannabis Eradication/Suppression Program 2018	DOJ	66,208	14,682
N/A	2019-136	Domestic Cannabis Eradication/Suppression Program 2019	DOJ	67,844	21,261
N/A	ORI# WIDCI0000	Drug Enforcement Administrations - State and Local Task Force Agreement	DOJ	50,680	0
N/A	WI DOJ-FBI MOU	Organized Crime Drug Enforcement Task Force	DOJ	86,877	0
N/A	USMS MOU	US Marshals Fugitive Task Force	DOJ	5,398	0
N/A	WI DOJ-FBI MOU	Federal Bureau of Investigation - Joint Terrorism Task Force	DOJ	13,557	0
N/A	16.IPA	Interagency Personnel Agreements	UW-Madison	33,000	0
		Subtotal Direct Grants		47,263,383	37,050,091
Subgrants:					
16.320		Services for Trafficking Victims (from Legal Action of Wisconsin Inc)	UW-Milwaukee	13,328	0
16.582		Crime Victim Assistance/Discretionary Grants (from Sojourner Family Peace Center)	UW-Milwaukee	40,878	0
16.726		Juvenile Mentoring Program (from National 4-H Council)	UW Extension	41,537	0
16.745		Criminal and Juvenile Justice and Mental Health Collaboration Program (from Saint Paul Police Department)	UW-Madison	15,017	0

STATE OF WISCONSIN
SCHEDULE OF EXPENDITURES OF FEDERAL AWARDS
FOR THE YEAR ENDED JUNE 30, 2019

CFDA NUMBER	OTHER IDENTIFYING NUMBER	FEDERAL PROGRAM	STATE AGENCY OR UW INSTITUTION	EXPENDITURES	AMOUNT PROVIDED TO SUBRECIPIENTS
<i>INDIVIDUAL PROGRAMS AND OTHER CLUSTERS</i>					
N/A	09.550010	Eviction Defense Project Evaluation Yr 3 and 4 (from Legal Action of Wisconsin Inc)	UW-Milwaukee	1,982	0
		Subtotal Subgrants		<u>112,742</u>	<u>0</u>
		TOTAL U.S. DEPARTMENT OF JUSTICE		<u>47,376,125</u>	<u>37,050,091</u>
U.S. DEPARTMENT OF LABOR:					
17.002		Labor Force Statistics	DWD	1,378,911	0
17.005		Compensation and Working Conditions	UW-Madison	152,671	0
Employment Services Cluster:					
17.207		Employment Service/Wagner-Peyser Funded Activities	DWD	11,181,056	0
17.801		Disabled Veterans' Outreach Program (DVOP)	DWD	2,125,894	0
17.804		Local Veterans' Employment Representative Program	DWD	1,301,618	0
		Total Employment Services Cluster		<u>14,608,568</u>	<u>0</u>
17.225		Unemployment Insurance	DWD	454,905,892	0
17.235		Senior Community Service Employment Program	DHS	1,892,721	1,805,429
17.245		Trade Adjustment Assistance	DWD	4,255,780	0
WIOA Cluster:					
17.258		WIOA Adult Program	DWD	9,986,293	8,298,755
17.259		WIOA Youth Activities	DWD	13,214,027	10,221,850
17.278		WIOA Dislocated Worker Formula Grants	DWD	14,468,044	10,540,286
		Total WIOA Cluster		<u>37,668,364</u>	<u>29,060,891</u>
17.268		H-1B Job Training Grants	DWD	1,077,268	682,246
17.271		Work Opportunity Tax Credit Program (WOTC)	DWD	389,335	0
17.273		Temporary Labor Certification for Foreign Workers	DWD	155,348	0
17.277		WIOA National Dislocated Worker Grants / WIA National Emergency Grants	DWD	580,090	135,336
17.282		Trade Adjustment Assistance Community College and Career Training (TAACCCT) Grants	WTCS	12,861	0
17.285		Apprenticeship USA Grants	DWD	1,035,291	448,691
17.502		Occupational Safety and Health Susan Harwood Training Grants	UW-Milwaukee	94,433	0
17.504		Consultation Agreements	UW-Madison	4,282,689	0
17.600		Mine Health and Safety Grants	DSPS	104,756	0
Other Federal Financial Assistance:					
N/A	Public Law 112-96	Short-Time Compensation (STC) Modernization	DWD	104,780	0
N/A	Sec 903 (42 U.S.C. 1103)	Reed Act Employment Security Building and Equipment	DWD	35,769	0
		Subtotal Direct Grants		<u>522,735,527</u>	<u>32,132,593</u>
		TOTAL U.S. DEPARTMENT OF LABOR		<u>522,735,527</u>	<u>32,132,593</u>
U.S. DEPARTMENT OF STATE:					
19.300		Program for Study of Eastern Europe and the Independent States of the Former Soviet Union	UW-Madison	123,569	0
		Subtotal Direct Grants		<u>123,569</u>	<u>0</u>
Subgrants:					
19.009		Academic Exchange Programs - Undergraduate Programs (from International Research & Exchanges Board Inc)	UW-La Crosse	27,793	0
19.009		Academic Exchange Programs - Undergraduate Programs (from International Research & Exchanges Board Inc)	UW-Madison	96,523	0
19.009	MWF 2018 Admin	Academic Exchange Programs - Undergraduate Programs (from International Research & Exchanges Board Inc)	UW-Madison	20,946	0
19.009	MWF Participant Support	Academic Exchange Programs - Undergraduate Programs (from International Research & Exchanges Board Inc)	UW-Madison	67,978	0
19.022		Educational and Cultural Exchange Programs Appropriation Overseas Grants (from International Research & Exchanges Board Inc)	UW-Stout	105,251	0
19.400		Academic Exchange Programs - Graduate Students (from Institute of International Education)	UW-Madison	147,607	0
19.415		Professional and Cultural Exchange Programs - Citizen Exchanges (from American Councils for International Education)	UW-Madison	57,887	0

STATE OF WISCONSIN
SCHEDULE OF EXPENDITURES OF FEDERAL AWARDS
FOR THE YEAR ENDED JUNE 30, 2019

CFDA NUMBER	OTHER IDENTIFYING NUMBER	FEDERAL PROGRAM	STATE AGENCY OR UW INSTITUTION	EXPENDITURES	AMOUNT PROVIDED TO SUBRECIPIENTS
<i>INDIVIDUAL PROGRAMS AND OTHER CLUSTERS</i>					
19.415	NSLI-Y PSI NCC 2018	Professional and Cultural Exchange Programs - Citizen Exchanges (from American Councils for International Education)	UW-Madison	101,883	0
		Subtotal Subgrants		<u>625,868</u>	<u>0</u>
		TOTAL U.S. DEPARTMENT OF STATE		<u>749,437</u>	<u>0</u>
U.S. DEPARTMENT OF TRANSPORTATION:					
20.106		Airport Improvement Program	DOT	39,013,006	739,853
		Highway Planning and Construction Cluster:			
20.205		Highway Planning and Construction	DOT	991,831,186	9,356,520
20.205		Highway Planning and Construction Revolving Loan Balance	DOT	2,920,107	0
20.219		Recreational Trails Program	DNR	2,120,166	1,551,752
		Total Highway Planning and Construction Cluster		<u>996,871,459</u>	<u>10,908,272</u>
20.215		Highway Training and Education	DOT	208,311	0
20.215		Highway Training and Education	UW-Madison	4,067	0
		Total Federal Program 20.215		<u>212,378</u>	<u>0</u>
20.218		Motor Carrier Safety Assistance	DOT	6,190,466	13,200
20.232		Commercial Driver's License Program Implementation Grant	DOT	429,667	0
20.314		Railroad Development	DOT	232,274	0
		Federal Transit Cluster:			
20.500		Federal Transit Capital Investment Grants	DOT	86,444	0
20.526		Buses and Bus Facilities Formula, Competitive, and Low or No Emissions Programs	DOT	2,010,902	2,010,902
		Total Federal Transit Cluster		<u>2,097,346</u>	<u>2,010,902</u>
20.505		Metropolitan Transportation Planning and State and Non-Metropolitan Planning and Research	DOT	338,506	81,259
20.509		Formula Grants for Rural Areas and Tribal Transit Program	DOT	19,840,032	13,533,066
		Transit Services Programs Cluster			
20.513		Enhanced Mobility of Seniors and Individuals with Disabilities	DOT	2,990,584	420,967
		Total Transit Services Programs Cluster		<u>2,990,584</u>	<u>420,967</u>
20.528		Rail Fixed Guideway Public Transportation System State Safety Oversight Formula Grant Program	DOT	156,140	0
		Highway Safety Cluster:			
20.600		State and Community Highway Safety	DOT	3,888,032	1,270,180
20.616		National Priority Safety Programs	DOT	4,214,776	1,881,157
		Total Highway Safety Cluster		<u>8,102,808</u>	<u>3,151,337</u>
20.614		National Highway Traffic Safety Administration (NHTSA) Discretionary Safety Grants and Cooperative Agreements	DOT	87,036	0
20.700		Pipeline Safety Program State Base Grant	PSC	671,062	0
20.703		Interagency Hazardous Materials Public Sector Training and Planning Grants	DMA	273,786	29,527
		Subtotal Direct Grant Programs		<u>1,077,506,550</u>	<u>30,888,383</u>
		TOTAL U.S. DEPARTMENT OF TRANSPORTATION		<u>1,077,506,550</u>	<u>30,888,383</u>
U.S. DEPARTMENT OF THE TREASURY:					
21.009		Volunteer Income Tax Assistance (VITA) Matching Grant Program	UW-Whitewater	4,847	0
		Subtotal Direct Grants		<u>4,847</u>	<u>0</u>
		TOTAL U.S. DEPARTMENT OF THE TREASURY		<u>4,847</u>	<u>0</u>
OFFICE OF PERSONNEL MANAGEMENT:					
N/A	24362018D0016	Other Federal Financial Assistance: WI Birth Certs	DHS	3,380	0
		Subtotal Direct Grants		<u>3,380</u>	<u>0</u>
		TOTAL OFFICE OF PERSONNEL MANAGEMENT		<u>3,380</u>	<u>0</u>

STATE OF WISCONSIN
SCHEDULE OF EXPENDITURES OF FEDERAL AWARDS
FOR THE YEAR ENDED JUNE 30, 2019

CFDA NUMBER	OTHER IDENTIFYING NUMBER	FEDERAL PROGRAM	STATE AGENCY OR UW INSTITUTION	EXPENDITURES	AMOUNT PROVIDED TO SUBRECIPIENTS
<i>INDIVIDUAL PROGRAMS AND OTHER CLUSTERS</i>					
U.S. EQUAL EMPLOYMENT OPPORTUNITY COMMISSION:					
30.002		Employment Discrimination-State and Local Fair Employment Practices Agency Contracts	DWD	668,226	0
		Subtotal Direct Grants		<u>668,226</u>	<u>0</u>
		TOTAL U.S. EQUAL EMPLOYMENT OPPORTUNITY COMMISSION		<u>668,226</u>	<u>0</u>
FEDERAL COMMUNICATIONS COMMISSION:					
N/A	Under 47 U.S.C. 620	Other Federal Financial Assistance: National Deaf-Blind Equipment Distribution Program	DHS	134,039	113,560
		Subtotal Direct Grants		<u>134,039</u>	<u>113,560</u>
		TOTAL FEDERAL COMMUNICATIONS COMMISSION		<u>134,039</u>	<u>113,560</u>
U.S. GENERAL SERVICES ADMINISTRATION:					
39.003		Donation of Federal Surplus Personal Property	DOA	40,937	0
39.011	H101	Election Reform Payments	Elections	615,959	0
		Subtotal Direct Grants		<u>656,896</u>	<u>0</u>
		TOTAL U.S. GENERAL SERVICES ADMINISTRATION		<u>656,896</u>	<u>0</u>
NATIONAL AERONAUTICS AND SPACE ADMINISTRATION					
43.001		Science	UW Extension	(17,994)	0
43.001		Science	UW-Madison	305,799	0
		Total Federal Program 43.001		<u>287,805</u>	<u>0</u>
43.012		Space Technology	UW-Madison	51,828	0
		Subtotal Direct Grants		<u>339,633</u>	<u>0</u>
		Subgrants:			
43.001	HST-GO-14113.001-A	Science (from Space Telescope Science Institute)	UW-Madison	(2)	0
43.008	NNX15AJ12H-367641	Education (from Wisconsin Space Grant Consortium)	UW-La Crosse	2,300	0
43.008		Education (from Wisconsin Space Grant Consortium)	UW-Milwaukee	10,370	0
43.008		Education (from Wisconsin Space Grant Consortium)	UW-Platteville	5,544	0
43.008		Education (from Wisconsin Space Grant Consortium)	UW-River Falls	2,834	0
43.008		Education (from Wisconsin Space Grant Consortium)	UW-Stevens Point	442	0
43.008		Education (from Wisconsin Space Grant Consortium)	UW-Superior	1,506	0
43.008	NNX15AJ12H	Education (from Wisconsin Space Grant Consortium)	UW-Superior	690	0
43.008	Prime#	Education (from Wisconsin Space Grant Consortium)	UW-Superior	11	0
	NNX15AJ12H	Subtotal Subgrants		<u>23,695</u>	<u>0</u>
		TOTAL NATIONAL AERONAUTICS AND SPACE ADMINISTRATION		<u>363,328</u>	<u>0</u>
NATIONAL FOUNDATION ON THE ARTS AND HUMANITIES:					
45.024		Promotion of the Arts Grants to Organizations and Individuals	UW-Milwaukee	110,919	0
45.024		Promotion of the Arts Grants to Organizations and Individuals	UW-Stevens Point	10,000	0
45.024		Promotion of the Arts Grants to Organizations and Individuals	UW-Whitewater	10,000	0
		Total Federal Program 45.024		<u>130,919</u>	<u>0</u>
45.025		Promotion of the Arts Partnership Agreements	Tourism	870,542	685,008
45.129		Promotion of the Humanities Federal/State Partnership	UW Colleges	(116)	0
45.129		Promotion of the Humanities Federal/State Partnership	UW-Eau Claire	5,611	0
45.129	FY19-012-17	Promotion of the Humanities Federal/State Partnership	UW-La Crosse	8,956	0
45.129		Promotion of the Humanities Federal/State Partnership	UW-Madison	12,282	0
45.129		Promotion of the Humanities Federal/State Partnership	UW-Milwaukee	6,112	0
45.129		Promotion of the Humanities Federal/State Partnership	UW-Whitewater	10,000	0
45.129		Promotion of the Humanities Federal/State Partnership	Wisconsin Humanities Council	811,909	82,764
		Total Federal Program 45.129		<u>854,754</u>	<u>82,764</u>
45.149		Promotion of the Humanities Division of Preservation and Access	UW-Madison	53,401	0
45.149		Promotion of the Humanities Division of Preservation and Access	UW-Milwaukee	5,991	0
45.149		Promotion of the Humanities Division of Preservation and Access	WHS	152,726	0
		Total Federal Program 45.149		<u>212,118</u>	<u>0</u>
45.162		Promotion of the Humanities Teaching and Learning Resources and Curriculum Development	UW-Madison	1,504	0

STATE OF WISCONSIN
SCHEDULE OF EXPENDITURES OF FEDERAL AWARDS
FOR THE YEAR ENDED JUNE 30, 2019

CFDA NUMBER	OTHER IDENTIFYING NUMBER	FEDERAL PROGRAM	STATE AGENCY OR UW INSTITUTION	EXPENDITURES	AMOUNT PROVIDED TO SUBRECIPIENTS
<i>INDIVIDUAL PROGRAMS AND OTHER CLUSTERS</i>					
45.163		Promotion of the Humanities Professional Development	UW-Eau Claire	1,332	0
45.301		Museums for America	UW-Madison	97,885	0
45.310		Grants to States	DPI	2,151,967	418,534
45.312		National Leadership Grants	UW-Madison	39,188	25,159
45.312		National Leadership Grants	UW-Milwaukee	2,109	0
		Total Federal Program 45.312		<u>41,297</u>	<u>25,159</u>
45.313		Laura Bush 21st Century Librarian Program	DPI	232	0
45.313		Laura Bush 21st Century Librarian Program	UW-Madison	100,632	0
		Total Federal Program 45.313		<u>100,864</u>	<u>0</u>
		Subtotal Direct Grants		<u>4,463,182</u>	<u>1,211,465</u>
Subgrants:					
45.025		Promotion of the Arts Partnership Agreements (from Arts Midwest)	UW-Whitewater	3,040	0
45.130		Promotion of the Humanities Challenge Grants (from Friends of UW-Madison Odyssey Project)	UW-Madison	37,792	0
45.149	MSN210265	Promotion of the Humanities Division of Preservation and Access (from University of Maryland)	UW-Madison	14,884	0
45.312		National Leadership Grants (from Marquette University)	UW-Milwaukee	22,369	0
		Subtotal Subgrants		<u>78,085</u>	<u>0</u>
		TOTAL NATIONAL FOUNDATION ON THE ARTS AND HUMANITIES		<u>4,541,267</u>	<u>1,211,465</u>
NATIONAL SCIENCE FOUNDATION:					
Subgrants:					
47.070		Computer and Information Science and Engineering (from University of Notre Dame)	UW Extension	3,186	0
		Subtotal Subgrants		<u>3,186</u>	<u>0</u>
		TOTAL NATIONAL SCIENCE FOUNDATION		<u>3,186</u>	<u>0</u>
U.S. SMALL BUSINESS ADMINISTRATION:					
59.037		Small Business Development Centers	UW Extension	839,759	0
59.037		Small Business Development Centers	UW System	3,628	0
59.037		Small Business Development Centers	Administration	105,908	0
59.037		Small Business Development Centers	UW-Eau Claire	153,801	0
59.037		Small Business Development Centers	UW-Green Bay	86,988	0
59.037		Small Business Development Centers	UW-La Crosse	157,079	0
59.037		Small Business Development Centers	UW-Madison	153,130	0
59.037		Small Business Development Centers	UW-Milwaukee	60,989	0
59.037		Small Business Development Centers	UW-Oshkosh	97,867	0
59.037		Small Business Development Centers	UW-Parkside	49,916	0
59.037		Small Business Development Centers	UW-River Falls	94,755	0
59.037		Small Business Development Centers	UW-Stevens Point	67,572	0
59.037		Small Business Development Centers	UW-Superior	144,209	0
59.037		Small Business Development Centers	UW-Whitewater	2,015,601	0
		Total Federal Program 59.037		<u>2,015,601</u>	<u>0</u>
59.058		Federal and State Technology Partnership Program	UW Extension	139,570	0
59.061		State Trade Expansion	DATCP	53,566	0
		Subtotal Direct Grants		<u>2,208,737</u>	<u>0</u>
		TOTAL U.S. SMALL BUSINESS ADMINISTRATION		<u>2,208,737</u>	<u>0</u>
U.S. DEPARTMENT OF VETERANS AFFAIRS:					
64.014		Veterans State Domiciliary Care	DVA	542,360	0
64.015		Veterans State Nursing Home Care	DVA	46,627,463	0
64.024		VA Homeless Providers Grant and Per Diem Program	DVA	1,407,339	0
64.101		Burial Expenses Allowance for Veterans	DVA	975,736	0
64.203		Veterans Cemetery Grants Program	DVA	889,841	0
Other Federal Financial Assistance:					
N/A	64.V101223B	Reimbursement Contract - State Approving Agency	DVA	266,263	0
N/A	64.IPA	Interagency Personnel Agreements	UW-Madison	1,370,223	0
N/A	64.IPA	Intergovernmental Personnel Assignment	UW-Madison	878,850	0
N/A	64.IPA	Intergovernmental Personnel Assignment	UW-Milwaukee	116,191	0
N/A	64.AAG3447	Veteran Student Services	UW-River Falls	420	0
		Subtotal Direct Federal Grants		<u>53,074,686</u>	<u>0</u>
		TOTAL U.S. DEPARTMENT OF VETERANS AFFAIRS		<u>53,074,686</u>	<u>0</u>

STATE OF WISCONSIN
SCHEDULE OF EXPENDITURES OF FEDERAL AWARDS
FOR THE YEAR ENDED JUNE 30, 2019

CFDA NUMBER	OTHER IDENTIFYING NUMBER	FEDERAL PROGRAM	STATE AGENCY OR UW INSTITUTION	EXPENDITURES	AMOUNT PROVIDED TO SUBRECIPIENTS
<i>INDIVIDUAL PROGRAMS AND OTHER CLUSTERS</i>					
U.S. ENVIRONMENTAL PROTECTION AGENCY:					
66.001		Air Pollution Control Program Support	DNR	1,291,487	0
66.032		State Indoor Radon Grants	DHS	283,136	245,316
66.034		Surveys, Studies, Research, Investigations, Demonstrations, and Special Purpose Activities Relating to the Clean Air Act	DNR	815,744	0
66.040		State Clean Diesel Grant Program	DNR	275,260	255,190
66.204		Multipurpose Grants to States and Tribes	DHS	16,568	0
66.204		Multipurpose Grants to States and Tribes	DNR	6,395	0
		Total Federal Program 66.204		22,963	0
66.419		Water Pollution Control State, Interstate, and Tribal Program Support	DNR	431,833	0
66.433		State Underground Water Source Protection	DNR	12,909	0
66.436		Surveys, Studies, Investigations, Demonstrations, and Training Grants and Cooperative Agreements - Section 104(b)(3) of the Clean Water Act	UW Extension	98,076	37,773
66.454		Water Quality Management Planning	DNR	335,667	165,313
Clean Water State Revolving Fund Cluster:					
66.458		Capitalization Grants for Clean Water State Revolving Funds	DNR	43,224,621	41,046,842
		Total Clean Water State Revolving Fund Cluster		43,224,621	41,046,842
66.460		Nonpoint Source Implementation Grants	DNR	2,061,124	777,902
66.461		Regional Wetland Program Development Grants	DNR	322,278	0
66.461		Regional Wetland Program Development Grants	UW Extension	39,000	14,775
		Total Federal Program 66.461		361,278	14,775
Drinking Water State Revolving Fund Cluster:					
66.468		Capitalization Grants for Drinking Water State Revolving Funds	DNR	19,122,876	13,830,680
		Total Drinking Water State Revolving Fund Cluster		19,122,876	13,830,680
66.469		Great Lakes Program	DHS	195,471	191,901
66.469		Great Lakes Program	DNR	6,075,640	2,293,007
66.469		Great Lakes Program	UW Extension	18,029	0
		Total Federal Program 66.469		6,289,140	2,484,908
66.472		Beach Monitoring and Notification Program Implementation Grants	DNR	212,976	0
66.514		Science To Achieve Results (STAR) Fellowship Program	UW-Madison	1,131	0
66.605		Performance Partnership Grants	DATCP	598,135	0
66.605		Performance Partnership Grants	DNR	16,143,701	35,929
		Total Federal Program 66.605		16,741,836	35,929
66.608		Environmental Information Exchange Network Grant Program and Related Assistance	DNR	54,221	0
66.707		TSCA Title IV State Lead Grants Certification of Lead-Based Paint Professionals	DHS	430,398	0
66.801		Hazardous Waste Management State Program Support	DNR	91,369	0
66.802		Superfund State, Political Subdivision, and Indian Tribe Site- Specific Cooperative Agreements	DNR	560,335	0
66.804		Underground Storage Tank Prevention, Detection and Compliance Program	DATCP	469,320	0
66.805		Leaking Underground Storage Tank Trust Fund Corrective Action Program	DNR	1,482,744	0
66.809		Superfund State and Indian Tribe Core Program Cooperative Agreements	DNR	11,613	0
66.817		State and Tribal Response Program Grants	DNR	962,799	0
66.818		Brownfields Assessment and Cleanup Cooperative Agreements	DNR	258,098	92,497
66.951		Environmental Education Grants	UW Extension	44,240	11,996
66.951		Environmental Education Grants	UW-Madison	35,501	5,345
		Total Federal Program 66.951		79,741	17,341
		Subtotal Direct Grants		95,982,695	59,004,466

STATE OF WISCONSIN
SCHEDULE OF EXPENDITURES OF FEDERAL AWARDS
FOR THE YEAR ENDED JUNE 30, 2019

CFDA NUMBER	OTHER IDENTIFYING NUMBER	FEDERAL PROGRAM	STATE AGENCY OR UW INSTITUTION	EXPENDITURES	AMOUNT PROVIDED TO SUBRECIPIENTS
<i>INDIVIDUAL PROGRAMS AND OTHER CLUSTERS</i>					
Subgrants:					
66.436	Subaward H005496401	Surveys, Studies, Investigations, Demonstrations, and Training Grants and Cooperative Agreements - Section 104(b)(3) of the Clean Water Act (from University Of Minnesota)	UW Extension	34,596	0
66.469		Great Lakes Program (from University of Minnesota)	UW-Madison	3,702	0
66.469	D005322153	Great Lakes Program (from University of Minnesota)	UW-Madison	19,007	0
N/A	KENOSHA ENV	Kenosha Environmental Settlement	DNR	1,729	0
Subtotal Subgrants				<u>59,034</u>	<u>0</u>
TOTAL U.S. ENVIRONMENTAL PROTECTION AGENCY				<u>96,041,729</u>	<u>59,004,466</u>
NUCLEAR REGULATORY COMMISSION:					
77.008		U.S. Nuclear Regulatory Commission Scholarship and Fellowship Program	UW-Madison	100,000	0
Subtotal Direct Grants				<u>100,000</u>	<u>0</u>
TOTAL NUCLEAR REGULATORY COMMISSION				<u>100,000</u>	<u>0</u>
U.S. DEPARTMENT OF ENERGY:					
81.041	DE-EE0007494	State Energy Program	PSC	631,922	95,758
81.041		ARRA - State Energy Program	PSC	110,247	0
81.041		ARRA - State Energy Program Revolving Loan Fund	PSC	<u>10,248,336</u>	<u>0</u>
Total Federal Program 81.041				<u>10,990,505</u>	<u>95,758</u>
81.042		Weatherization Assistance for Low-Income Persons	DOA	9,630,923	7,914,558
81.049		Office of Science Financial Assistance Program	UW-Madison	17,490	0
81.117		Energy Efficiency and Renewable Energy Information Dissemination, Outreach, Training and Technical Analysis/Assistance	UW-Milwaukee	340,504	0
81.119	DE-EE0008614	State Energy Program Special Projects	PSC	9,225	0
81.121		Nuclear Energy Research, Development and Demonstration	UW-Madison	<u>37,129</u>	<u>0</u>
Subtotal Direct Grants				<u>21,025,776</u>	<u>8,010,316</u>
Subgrants:					
81.049	RC107504 UW	Office of Science Financial Assistance Program (from Michigan State University)	UW-Madison	22,979	0
81.087	087760-16811	Renewable Energy Research and Development (from University of Illinois-Urbana-Champaign)	UW-Madison	17,350	0
81.087	RC107739 UW	Renewable Energy Research and Development (from Michigan State University)	UW-Madison	167,808	0
81.087	SA-17-05	Renewable Energy Research and Development (from The Remade Institute)	UW-Milwaukee	89,651	0
N/A	81.AGMT 04/08/16	Student Support (from Krell Institute)	UW-Madison	1,820	0
N/A	81.Letter 09/13/16	Student Support (from Krell Institute)	UW-Madison	4,651	0
N/A	81.IPA 177808	Interagency Personnel Agreements (from Battelle Energy Alliance)	UW-Madison	84,125	0
Subtotal Subgrants				<u>388,384</u>	<u>0</u>
TOTAL U.S. DEPARTMENT OF ENERGY				<u>21,414,160</u>	<u>8,010,316</u>
U.S DEPARTMENT OF EDUCATION:					
84.002		Adult Education - Basic Grants to States	WTCS	7,084,206	6,145,986
84.010		Title I Grants to Local Educational Agencies	DPI	203,012,584	198,020,446
84.011		Migrant Education State Grant Program	DPI	556,203	278,497
84.013		Title I State Agency Program for Neglected and Delinquent Children and Youth	DPI	1,274,636	1,266,869
84.015	847K136	National Resource Centers Program for Foreign Language and Area Studies or Foreign Language and International Studies Program and Foreign Language and Area Studies Fellowship Program	UW-La Crosse	37,031	0
84.015		National Resource Centers Program for Foreign Language and Area Studies or Foreign Language and International Studies Program and Foreign Language and Area Studies Fellowship Program	UW-Madison	3,283,555	0
84.015		National Resource Centers Program for Foreign Language and Area Studies or Foreign Language and International Studies Program and Foreign Language and Area Studies Fellowship Program	UW-Milwaukee	407,457	0
Total Federal Program 84.015				<u>3,728,043</u>	<u>0</u>

STATE OF WISCONSIN
SCHEDULE OF EXPENDITURES OF FEDERAL AWARDS
FOR THE YEAR ENDED JUNE 30, 2019

CFDA NUMBER	OTHER IDENTIFYING NUMBER	FEDERAL PROGRAM	STATE AGENCY OR UW INSTITUTION	EXPENDITURES	AMOUNT PROVIDED TO SUBRECIPIENTS
<i>INDIVIDUAL PROGRAMS AND OTHER CLUSTERS</i>					
84.022		Overseas Programs - Doctoral Dissertation Research Abroad	UW-Madison	7,398	0
84.027		Special Education Cluster (IDEA): Special Education Grants to States	DPI	218,310,493	202,506,555
84.173		Special Education Preschool Grants	DPI	8,642,629	8,035,955
		Total Special Education Cluster (IDEA)		<u>226,953,122</u>	<u>210,542,510</u>
84.031		Higher Education Institutional Aid	UW-Stevens Point	119,454	0
		TRIO Cluster:			
84.042		TRIO Student Support Services	UW Colleges	58,398	0
84.042		TRIO Student Support Services	UW-Eau Claire	618,345	0
84.042		TRIO Student Support Services	UW-La Crosse	350,880	0
84.042		TRIO Student Support Services	UW-Madison	652,928	0
84.042		TRIO Student Support Services	UW-Milwaukee	308,118	0
84.042		TRIO Student Support Services	UW-Oshkosh	22,400	0
84.042		TRIO Student Support Services	UW-Parkside	308,159	0
84.042		TRIO Student Support Services	UW-Platteville	672,512	0
84.042		TRIO Student Support Services	UW-River Falls	327,611	0
84.042		TRIO Student Support Services	UW-Stout	585,763	0
84.042		TRIO Student Support Services	UW-Superior	318,322	0
84.044		TRIO Talent Search	DPI	350,601	0
84.044		TRIO Talent Search	UW-Milwaukee	311,242	0
84.047		TRIO Upward Bound	DPI	258,108	0
84.047		TRIO Upward Bound	UW-Eau Claire	363,869	0
84.047		TRIO Upward Bound	UW-Green Bay	588,914	0
84.047		TRIO Upward Bound	UW-La Crosse	302,794	0
84.047		TRIO Upward Bound	UW-Milwaukee	939,050	0
84.047		TRIO Upward Bound	UW-River Falls	329,882	0
84.047		TRIO Upward Bound	UW-Stevens Point	493,257	0
84.047		TRIO Upward Bound	UW-Superior	247,242	0
84.047		TRIO Upward Bound	UW-Whitewater	239,562	0
84.066		TRIO Educational Opportunity Centers	UW-Milwaukee	232,417	0
84.217		TRIO McNair Post-Baccalaureate Achievement	UW-Eau Claire	243,563	0
84.217		TRIO McNair Post-Baccalaureate Achievement	UW-La Crosse	175,034	0
84.217		TRIO McNair Post-Baccalaureate Achievement	UW-Madison	152,171	0
84.217		TRIO McNair Post-Baccalaureate Achievement	UW-Milwaukee	258,194	0
84.217		TRIO McNair Post-Baccalaureate Achievement	UW-Oshkosh	93	0
84.217		TRIO McNair Post-Baccalaureate Achievement	UW-River Falls	219,943	0
84.217		TRIO McNair Post-Baccalaureate Achievement	UW-Stout	237,182	0
84.217		TRIO McNair Post-Baccalaureate Achievement	UW-Whitewater	259,581	0
		Total TRIO Cluster		<u>10,426,135</u>	<u>0</u>
84.048		Career and Technical Education -- Basic Grants to States	WTCS	20,923,320	18,611,230
84.116		Fund for the Improvement of Postsecondary Education	UW-La Crosse	959	0
84.116		Fund for the Improvement of Postsecondary Education	UW-Milwaukee	318,411	0
		Total Federal Program 84.116		<u>319,370</u>	<u>0</u>
84.126		Rehabilitation Services Vocational Rehabilitation Grants to States	DWD	69,328,877	0
84.129		Rehabilitation Long-Term Training	UW-Madison	162,471	0
84.129		Rehabilitation Long-Term Training	UW-Stout	190,630	0
		Total Federal Program 84.129		<u>353,101</u>	<u>0</u>
84.161		Rehabilitation Services Client Assistance Program	DATCP	184,835	0
84.177		Rehabilitation Services Independent Living Services for Older Individuals Who are Blind	DWD	661,912	661,248
84.181		Special Education-Grants for Infants and Families	DHS	7,391,517	6,089,508
84.184		School Safety National Activities (formerly, Safe and Drug-Free Schools and Communities-National Programs)	DPI	935,492	0
84.187		Supported Employment Services for Individuals with the Most Significant Disabilities	DWD	300,000	0
84.196		Education for Homeless Children and Youth	DPI	1,003,194	768,485
84.200		Graduate Assistance in Areas of National Need	UW-Milwaukee	157,994	0
84.206		Javits Gifted and Talented Students Education	DPI	343,830	0
84.263		Rehabilitation Training Experimental and Innovative Training	UW-Stout	527,375	236,879
84.282		Charter Schools	DPI	4,517,034	2,705,949
84.287		Twenty-First Century Community Learning Centers	DPI	16,805,062	15,839,400
84.299		Indian Education -- Special Programs for Indian Children	UW-Milwaukee	261,565	0
84.305		Education Research, Development and Dissemination	UW-Madison	924,371	0
84.323		Special Education - State Personnel Development	DPI	794,302	251,074
84.325		Special Education - Personnel Development to Improve Services and Results for Children with Disabilities	UW-Madison	224,942	0

STATE OF WISCONSIN
SCHEDULE OF EXPENDITURES OF FEDERAL AWARDS
FOR THE YEAR ENDED JUNE 30, 2019

CFDA NUMBER	OTHER IDENTIFYING NUMBER	FEDERAL PROGRAM	STATE AGENCY OR UW INSTITUTION	EXPENDITURES	AMOUNT PROVIDED TO SUBRECIPIENTS
<i>INDIVIDUAL PROGRAMS AND OTHER CLUSTERS</i>					
84.325		Special Education - Personnel Development to Improve Services and Results for Children with Disabilities	UW-Milwaukee	207,513	0
		Total Federal Program 84.325		<u>432,455</u>	<u>0</u>
84.326	5144044	Special Education Technical Assistance and Dissemination to Improve Services and Results for Children with Disabilities	DPI	291,351	1,054
84.334		Gaining Early Awareness and Readiness for Undergraduate Programs	DPI	1,280,203	716,086
84.335		Child Care Access Means Parents in School	UW-Eau Claire	77,846	0
84.335		Child Care Access Means Parents in School	UW-Milwaukee	286,570	0
		Total Federal Program 84.335		<u>364,416</u>	<u>0</u>
84.358		Rural Education	DPI	376,903	367,312
84.365		English Language Acquisition State Grants	DPI	7,190,210	6,792,811
84.365		English Language Acquisition State Grants	UW-Oshkosh	(21)	0
		Total Federal Program 84.365		<u>7,190,189</u>	<u>6,792,811</u>
84.366		Mathematics and Science Partnerships	DPI	1,224,634	1,224,634
84.367		Supporting Effective Instruction State Grants (formerly Improving Teacher Quality State Grants)	DPI	31,064,929	29,230,655
84.367		Supporting Effective Instruction State Grants (formerly Improving Teacher Quality State Grants)	UW Extension	5,400	0
84.367		Supporting Effective Instruction State Grants (formerly Improving Teacher Quality State Grants)	UW System Administration	15,215	0
84.367		Supporting Effective Instruction State Grants (formerly Improving Teacher Quality State Grants)	UW-Eau Claire	11,299	0
84.367	RF2018-03	Supporting Effective Instruction State Grants (formerly Improving Teacher Quality State Grants)	UW-La Crosse	2,301	0
84.367	RF2018-04	Supporting Effective Instruction State Grants (formerly Improving Teacher Quality State Grants)	UW-La Crosse	6,802	0
84.367		Supporting Effective Instruction State Grants (formerly Improving Teacher Quality State Grants)	UW-Madison	97,902	0
84.367	17-0111	Supporting Effective Instruction State Grants (formerly Improving Teacher Quality State Grants)	UW-Madison	11,884	0
84.367		Supporting Effective Instruction State Grants (formerly Improving Teacher Quality State Grants)	UW-Milwaukee	9,873	0
84.367		Supporting Effective Instruction State Grants (formerly Improving Teacher Quality State Grants)	UW-Oshkosh	2,185	0
84.367		Supporting Effective Instruction State Grants (formerly Improving Teacher Quality State Grants)	UW-Platteville	114,769	0
84.367		Supporting Effective Instruction State Grants (formerly Improving Teacher Quality State Grants)	UW-River Falls	34,811	0
84.367		Supporting Effective Instruction State Grants (formerly Improving Teacher Quality State Grants)	UW-Stout	114,467	0
		Total Federal Program 84.367		<u>31,491,837</u>	<u>29,230,655</u>
84.369		Grants for State Assessments and Related Activities	DPI	7,599,093	0
84.372		Statewide Longitudinal Data Systems	DPI	1,378,855	0
84.377		School Improvement Grants	DPI	3,280,675	3,280,675
84.418		Promoting Readiness of Minors in Supplemental Security Income	DWD	4,360,455	2,218,700
84.422		American History and Civics Education	UW-Parkside	139,879	0
84.423		Supporting Effective Educator Development Program	UW-Milwaukee	1,639,029	482,686
84.424		Student Support and Academic Enrichment Program	DPI	6,439,896	6,265,619
84.938		Hurricane Education Recovery	DPI	3,408,181	3,397,082
		Subtotal Direct Grants		<u>649,792,983</u>	<u>515,395,395</u>
Subgrants:					
84.004	IN4296347UW	Civil Rights Training and Advisory Services (also known as Equity Assistance Centers) (from Indiana University)	UW-Madison	7,967	0
84.015		National Resource Centers Program for Foreign Language and Area Studies or Foreign Language and International Studies Program and Foreign Language and Area Studies Fellowship Program (from Cornell University)	UW-Madison	88,215	0
84.206	CR035930 / C027321	Javits Gifted and Talented Students Education (from Milwaukee Public Schools)	UW-Madison	39,643	0
84.264		Rehabilitation Training Technical Assistance Centers (from Southern University & A&M College)	UW-Stout	389,352	133,103
84.264	VRTAC-TC	Rehabilitation Training Technical Assistance Centers (from Southern University and A&M College)	UW-Stout	214,142	149,180

STATE OF WISCONSIN
SCHEDULE OF EXPENDITURES OF FEDERAL AWARDS
FOR THE YEAR ENDED JUNE 30, 2019

CFDA NUMBER	OTHER IDENTIFYING NUMBER	FEDERAL PROGRAM	STATE AGENCY OR UW INSTITUTION	EXPENDITURES	AMOUNT PROVIDED TO SUBRECIPIENTS
<i>INDIVIDUAL PROGRAMS AND OTHER CLUSTERS</i>					
84.295		Ready-To-Learn Television (from Corporation for Public Broadcasting)	UW Extension	66,366	0
84.334	C018353	Gaining Early Awareness and Readiness for Undergraduate Programs (from Milwaukee Public Schools)	UW-Milwaukee	2,360	0
84.334	C023948	Gaining Early Awareness and Readiness for Undergraduate Programs (from Milwaukee Public Schools)	UW-Milwaukee	93,959	0
84.334	C023982/C021603/C018063/019007	Gaining Early Awareness and Readiness for Undergraduate Programs (from Milwaukee Public Schools)	UW-Milwaukee	18,773	0
84.334	C026982	Gaining Early Awareness and Readiness for Undergraduate Programs (from Milwaukee Public Schools)	UW-Milwaukee	21,175	0
84.367		Supporting Effective Instruction State Grants (formerly Improving Teacher Quality State Grants) (from National Writing Project)	UW-Milwaukee	3,500	0
84.367	NWP Seed Stipends	Supporting Effective Instruction State Grants (formerly Improving Teacher Quality State Grants) (from National Writing Project)	UW-Milwaukee	(45)	0
84.411		Education Innovation and Research (formerly Investing in Innovation (i3) Fund) (from Boys & Girls Clubs of Greater Milwaukee)	UW-Madison	18,347	0
84.411	11-WI05-2017I3AI	Education Innovation and Research (formerly Investing in Innovation (i3) Fund) (from National Writing Project)	UW-Madison	(425)	0
84.411	11-WI05-2018I3C3WP	Education Innovation and Research (formerly Investing in Innovation (i3) Fund) (from National Writing Project)	UW-Madison	68,161	0
84.411		Education Innovation and Research (formerly Investing in Innovation (i3) Fund) (from National Writing Project)	UW-Milwaukee	4,211	2,194
N/A	84.367D	Supporting Effective Instruction State Grant (formerly Improving Teacher Quality State Grants) (from National Writing Project)	UW-Madison	17,998	0
N/A	84.367D	Supporting Effective Instruction State Grant (formerly Improving Teacher Quality State Grants) (from National Writing Project)	UW-Milwaukee	(2,955)	0
N/A	84.P0150043	Distance Quichua Language Instruction Agreement (from University of New Mexico)	UW-Madison	5,000	0
Subtotal Subgrants				1,055,744	284,477
TOTAL U.S. DEPARTMENT OF EDUCATION				650,848,727	515,679,872
SCHOLARSHIP FOUNDATIONS:					
N/A	85.AGMT 06/22/18	Other Federal Assistance: Fellowships	UW-Madison	9,630	0
Subtotal Direct Grants				9,630	0
TOTAL SCHOLARSHIP FOUNDATIONS				9,630	0
NATIONAL ARCHIVES AND RECORDS ADMINISTRATION:					
89.003		National Historical Publications and Records Grants	WHS	46,007	0
Subtotal Direct Grants				46,007	0
TOTAL NATIONAL ARCHIVES AND RECORDS				46,007	0
ELECTION ASSISTANCE COMMISSION:					
90.401	H251	Help America Vote Act Requirements Payments	Elections	1,364,476	0
90.404	ELEC SEC	2018 HAVA Election Security Grants	Elections	713,037	0
Subtotal Direct Grants				2,077,513	0
TOTAL ELECTION ASSISTANCE COMMISSION				2,077,513	0
U.S. DEPARTMENT OF HEALTH AND HUMAN SERVICES:					
93.041		Special Programs for the Aging, Title VII, Chapter 3, Programs for Prevention of Elder Abuse, Neglect, and Exploitation	DHS	69,844	6,160
93.042		Special Programs for the Aging, Title VII, Chapter 2, Long Term Care Ombudsman Services for Older Individuals	DHS	271,667	268,399
93.043		Special Programs for the Aging, Title III, Part D, Disease Prevention and Health Promotion Services	DHS	451,462	451,462
Aging Cluster:					
93.044		Special Programs for the Aging, Title III, Part B, Grants for Supportive Services and Senior Centers	DHS	6,883,856	6,545,840
93.045		Special Programs for the Aging, Title III, Part C, Nutrition Services	DHS	12,979,840	12,331,450
93.053		Nutrition Services Incentive Program	DHS	2,536,332	2,536,332
Total Aging Cluster				22,400,028	21,413,622

STATE OF WISCONSIN
SCHEDULE OF EXPENDITURES OF FEDERAL AWARDS
FOR THE YEAR ENDED JUNE 30, 2019

CFDA NUMBER	OTHER IDENTIFYING NUMBER	FEDERAL PROGRAM	STATE AGENCY OR UW INSTITUTION	EXPENDITURES	AMOUNT PROVIDED TO SUBRECIPIENTS
<i>INDIVIDUAL PROGRAMS AND OTHER CLUSTERS</i>					
93.048		Special Programs for the Aging, Title IV, and Title II, Discretionary Projects	DHS	283,107	257,448
93.051		Alzheimer's Disease Demonstration Grants to States	DHS	279,735	268,067
93.052		National Family Caregiver Support, Title III, Part E	DHS	3,015,633	2,870,848
93.069		Public Health Emergency Preparedness	DHS	11,508,762	9,173,181
93.070		Environmental Public Health and Emergency Response	DHS	1,662,627	780,927
93.071		Medicare Enrollment Assistance Program	DHS	455,047	430,634
93.073		Birth Defects and Developmental Disabilities - Prevention and Surveillance	DHS	151,575	91,552
93.073		Birth Defects and Developmental Disabilities - Prevention and Surveillance	UW-Madison	463,861	8,858
		Total Federal Program 93.073		615,436	100,410
93.079		Cooperative Agreements to Promote Adolescent Health through School-Based HIV/STD Prevention and School-Based Surveillance	DPI	205,580	65,549
93.084		Prevention of Disease, Disability, and Death by Infectious Diseases	UW-Madison	49,540	0
93.090		Guardianship Assistance	DCF	2,851,432	0
93.092		Affordable Care Act (ACA) Personal Responsibility Education Program	DHS	922,514	904,885
93.094		Well-Integrated Screening and Evaluation for Women Across the Nation	DHS	278,708	256,228
93.103		Food and Drug Administration Research	DATCP	1,295,175	0
93.103		Food and Drug Administration Research	UW-Stevens Point	11,127	0
		Total Federal Program 93.103		1,306,302	0
93.107		Area Health Education Centers	UW-Madison	956,786	956,683
93.110		Maternal and Child Health Federal Consolidated Programs	DHS	129,391	37,637
93.110		Maternal and Child Health Federal Consolidated Programs	UW-Madison	1,199,676	62,952
93.110		Maternal and Child Health Federal Consolidated Programs	UW-Milwaukee	171,667	0
		Total Federal Program 93.110		1,500,734	100,589
93.113		Environmental Health	UW-Madison	468,619	0
93.116		Project Grants and Cooperative Agreements for Tuberculosis Control Programs	DHS	663,282	181,307
93.127		Emergency Medical Services for Children	DHS	165,045	165,045
93.130		Cooperative Agreements to States/Territories for the Coordination and Development of Primary Care Offices	DHS	217,249	60,000
93.136		Injury Prevention and Control Research and State and Community Based Programs	DHS	4,736,331	3,211,897
93.150		Projects for Assistance in Transition from Homelessness (PATH)	DHS	829,840	828,590
93.161		Health Program for Toxic Substances and Disease Registry	DHS	516,755	402,860
93.165		Grants to States for Loan Repayment Program	UW-Madison	299,999	0
93.172		Human Genome Research	UW-Madison	697,757	0
93.173		Research Related to Deafness and Communication Disorders	UW-Madison	1,368,263	6,378
93.186		National Research Service Award in Primary Care Medicine	UW-Madison	360,454	0
93.197		Childhood Lead Poisoning Prevention Projects, State and Local Childhood Lead Poisoning Prevention and Surveillance of Blood Lead Levels in Children	DHS	344,426	129,447
93.213		Research and Training in Complementary and Integrative Health	UW-Madison	(4,993)	0
93.217		Family Planning Services	DHS	1,063,882	815,242
93.235		Title V State Sexual Risk Avoidance Education (Title V State SRAE) Program	DCF	215,321	215,144
93.235		Title V State Sexual Risk Avoidance Education (Title V State SRAE) Program	DHS	169,762	113,834
		Total Federal Program 93.235		385,083	328,978
93.236		Grants to States to Support Oral Health Workforce Activities	DHS	505,375	136,767
93.240		State Capacity Building	DHS	589,296	37,744
93.241		State Rural Hospital Flexibility Program	UW-Madison	750,197	129,074
93.242		Mental Health Research Grants	UW-Madison	1,345,382	0
93.243		Substance Abuse and Mental Health Services Projects of Regional and National Significance	DCF	290,055	245,025
93.243		Substance Abuse and Mental Health Services Projects of Regional and National Significance	DHS	5,480,387	4,658,271

STATE OF WISCONSIN
SCHEDULE OF EXPENDITURES OF FEDERAL AWARDS
FOR THE YEAR ENDED JUNE 30, 2019

CFDA NUMBER	OTHER IDENTIFYING NUMBER	FEDERAL PROGRAM	STATE AGENCY OR UW INSTITUTION	EXPENDITURES	AMOUNT PROVIDED TO SUBRECIPIENTS
<i>INDIVIDUAL PROGRAMS AND OTHER CLUSTERS</i>					
93.243		Substance Abuse and Mental Health Services Projects of Regional and National Significance	DPI	2,656,575	1,614,233
93.243		Substance Abuse and Mental Health Services Projects of Regional and National Significance	UW-Madison	1,839,219	321,311
Total Federal Program 93.243				10,266,236	6,838,840
93.251		Universal Newborn Hearing Screening	DHS	179,599	173,236
93.262		Occupational Safety and Health Program	DHS	141,505	11,440
93.262		Occupational Safety and Health Program	UW-Stout	100,443	0
Total Federal Program 93.262				241,948	11,440
93.268		Immunization Cooperative Agreements	DHS	56,217,642	1,062,701
93.270		Viral Hepatitis Prevention and Control	DHS	167,051	0
93.283		Centers for Disease Control and Prevention Investigations and Technical Assistance	DHS	343,762	20,000
93.283		Centers for Disease Control and Prevention Investigations and Technical Assistance	UW-Madison	5,530	2,446
Total Federal Program 93.283				349,292	22,446
93.296		State Partnership Grant Program to Improve Minority Health	DHS	225,405	149,916
93.301		Small Rural Hospital Improvement Grant Program	UW-Madison	613,554	273,948
93.305		PPHF 2018: Office of Smoking and Health-National State-Based Tobacco Control Programs-Financed in part by 2018 Prevention and Public Health funds (PPHF)	DHS	1,043,310	183,536
93.310		Trans-NIH Research Support	UW-Madison	584,759	91,561
93.314		Early Hearing Detection and Intervention Information System (EHDI-IS) Surveillance Program	DHS	145,079	16,591
93.319		Outreach Programs to Reduce the Prevalence of Obesity in High Risk Rural Areas	UW Extension	190,462	1,093
93.319		Outreach Programs to Reduce the Prevalence of Obesity in High Risk Rural Areas	UW-Madison	21,726	0
Total Federal Program 93.319				212,188	1,093
93.323		Epidemiology and Laboratory Capacity for Infectious Diseases (ELC)	DATCP	54,943	0
93.323		Epidemiology and Laboratory Capacity for Infectious Diseases (ELC)	DHS	7,109,264	3,655,276
Total Federal Program 93.323				7,164,207	3,655,276
93.324		State Health Insurance Assistance Program	DHS	897,812	860,084
93.332		Cooperative Agreement to Support Navigators in Federally-facilitated Exchanges	UW-Madison	336,426	34,895
93.336		Behavioral Risk Factor Surveillance System	DHS	369,989	346,298
93.350		National Center for Advancing Translational Sciences	UW-Madison	732,258	0
93.351		Research Infrastructure Programs	UW-Madison	420,191	0
93.351		Research Infrastructure Programs	UW-Milwaukee	310,968	21,840
Total Federal Program 93.351				731,159	21,840
93.354		Public Health Emergency Response: Cooperative Agreement for Emergency Response: Public Health Crisis Response	DHS	668,918	397,470
93.359		Nurse Education, Practice Quality and Retention Grants	UW-Milwaukee	673,594	6,157
93.361		Nursing Research	UW-Madison	4,062	0
93.367		Flexible Funding Model - Infrastructure Development and Maintenance for State Manufactured Food Regulatory Programs	DATCP	476,893	0
93.369		ACL Independent Living State Grants	DHS	296,251	296,251
93.393		Cancer Cause and Prevention Research	UW-Madison	282,067	0
93.395		Cancer Treatment Research	UW-Madison	1,447,894	57,410
93.396		Cancer Biology Research	UW-Madison	272,101	0
93.397		Cancer Centers Support Grants	UW-Madison	170,498	0
93.398		Cancer Research Manpower	UW-Madison	1,016,447	0
93.426		Improving the Health of Americans through Prevention and Management of Diabetes and Heart Disease and Stroke	DHS	1,159,461	760,439
93.435		Innovative State and Local Public Health Strategies to prevent and Manage Diabetes and Heart Disease and Stroke-	DHS	599,545	439,667
93.436		Well-Integrated Screenings and Evaluation for Women Across the Nation (WISEWOMAN)	DHS	52,478	50,012

STATE OF WISCONSIN
SCHEDULE OF EXPENDITURES OF FEDERAL AWARDS
FOR THE YEAR ENDED JUNE 30, 2019

CFDA NUMBER	OTHER IDENTIFYING NUMBER	FEDERAL PROGRAM	STATE AGENCY OR UW INSTITUTION	EXPENDITURES	AMOUNT PROVIDED TO SUBRECIPIENTS
<i>INDIVIDUAL PROGRAMS AND OTHER CLUSTERS</i>					
93.448		Food Safety and Security Monitoring Project	DATCP	625,643	0
93.448		Food Safety and Security Monitoring Project	UW-Madison	173,550	0
		Total Federal Program 93.448		<u>799,193</u>	<u>0</u>
93.449		Ruminant Feed Ban Support Project	DATCP	23,297	0
93.464		ACL Assistive Technology	DHS	504,907	446,447
93.500		Pregnancy Assistance Fund Program	DPI	1,233,223	1,074,594
93.505		Affordable Care Act (ACA) Maternal, Infant, and Early Childhood Home Visiting Program	DCF	5,645	5,645
93.517		Affordable Care Act Aging and Disability Resource Center	DHS	24,940	0
93.521		The Affordable Care Act: Building Epidemiology, Laboratory, and Health Information Systems Capacity in the Epidemiology and Laboratory Capacity for Infectious Disease (ELC) and Emerging Infections Program (EIP) Cooperative Agreements; PPHF	DHS	407,149	254,127
93.539		PPHF Capacity Building Assistance to Strengthen Public Health Immunization Infrastructure and Performance financed in part by Prevention and Public Health Funds	DHS	493,741	437,955
93.556		Promoting Safe and Stable Families	DCF	5,213,317	4,015,159
93.556		Promoting Safe and Stable Families	UW-Milwaukee	1,110,619	0
		Total Federal Program 93.556		<u>6,323,936</u>	<u>4,015,159</u>
TANF Cluster:					
93.558		Temporary Assistance for Needy Families	DCF	241,504,882	25,829,729
93.558		Temporary Assistance for Needy Families	UW-Oshkosh	19,723	0
		Total TANF Cluster		<u>241,524,605</u>	<u>25,829,729</u>
93.563		Child Support Enforcement	DCF	59,058,962	47,299,603
93.564		Child Support Enforcement Research	DCF	131,207	65,197
93.566		Refugee and Entrant Assistance State/Replacement Designee Administered Programs	DCF	3,167,732	1,968,950
93.568		Low-Income Home Energy Assistance	DOA	109,661,302	23,689,759
93.569		Community Services Block Grant	DCF	9,014,986	8,870,883
CCDF Cluster:					
93.575		Child Care and Development Block Grant	DCF	114,739,584	19,867,768
93.596		Child Care Mandatory and Matching Funds of the Child Care and Development Fund	DCF	41,056,775	8,841,309
		Total CCDF Cluster		<u>155,796,359</u>	<u>28,709,077</u>
93.576		Refugee and Entrant Assistance Discretionary Grants	DCF	161,405	161,405
93.584		Refugee and Entrant Assistance Targeted Assistance Grants	DCF	22,353	22,353
93.586		State Court Improvement Program	Courts	455,054	0
93.597		Grants to States for Access and Visitation Programs	CANPB	526,949	381,544
93.597		Grants to States for Access and Visitation Programs	DCF	70,638	69,910
		Total Federal Program 93.597		<u>597,587</u>	<u>451,454</u>
93.599		Chafee Education and Training Vouchers Program (ETV)	DCF	547,285	547,285
93.600		Head Start	DPI	168,672	21,150
93.600		Head Start	UW-Oshkosh	5,974,903	0
		Total Federal Program 93.600		<u>6,143,575</u>	<u>21,150</u>
93.603		Adoption and Legal Guardianship Incentive Payments	DCF	739,324	171,231
93.610		Health Care Innovation Awards (HCIA)	DHS	20,514	0
93.630		Developmental Disabilities Basic Support and Advocacy Grants	BPDD	1,181,116	187,983
93.631		Developmental Disabilities Projects of National Significance	BPDD	104,200	44,348
93.632		University Centers for Excellence in Developmental Disabilities Education, Research, and Service	UW-Madison	621,908	0
93.643		Children's Justice Grants to States	DOJ	261,466	87,668
93.645		Stephanie Tubbs Jones Child Welfare Services Program	DCF	4,236,724	3,993,765
93.658		Foster Care Title IV-E	DCF	72,767,089	45,485,666
93.658		Foster Care Title IV-E	UW-Milwaukee	1,429,208	0
		Total Federal Program 93.658		<u>74,196,297</u>	<u>45,485,666</u>
93.659		Adoption Assistance	DCF	48,716,592	1,561,968
93.667		Social Services Block Grant	DHS	42,819,850	42,819,850
93.669		Child Abuse and Neglect State Grants	DCF	657,366	66,782
93.671		Family Violence Prevention and Services/Domestic Violence Shelter and Supportive Services	DCF	1,922,505	1,820,258

STATE OF WISCONSIN
SCHEDULE OF EXPENDITURES OF FEDERAL AWARDS
FOR THE YEAR ENDED JUNE 30, 2019

CFDA NUMBER	OTHER IDENTIFYING NUMBER	FEDERAL PROGRAM	STATE AGENCY OR UW INSTITUTION	EXPENDITURES	AMOUNT PROVIDED TO SUBRECIPIENTS
<i>INDIVIDUAL PROGRAMS AND OTHER CLUSTERS</i>					
93.674		John H. Chafee Foster Care Program for Successful Transition to Adulthood	DCF	2,696,554	2,194,093
93.733		Capacity Building Assistance to Strengthen Public Health Immunization Infrastructure and Performance – financed in part by the Prevention and Public Health Fund (PPHF)	DHS	164,611	11,702
93.735		State Public Health Approaches for Ensuring Quitline Capacity – Funded in part by Prevention and Public Health Funds (PPHF)	DHS	391,239	391,056
93.753		Child Lead Poisoning Prevention Surveillance financed in part by Prevention and Public Health (PPHF) Program	DHS	110,354	32,821
93.757		State and Local Public Health Actions to Prevent Obesity, Diabetes, Heart Disease and Stroke (PPHF)	DHS	572,725	419,143
93.758		Preventive Health and Health Services Block Grant funded solely with Prevention and Public Health Funds (PPHF)	DHS	1,487,086	653,099
93.763		Alzheimer's Disease Initiative: Specialized Supportive Services Project (ADI-SSS) thru Prevention and Public Health Funds (PPHF)	DHS	72,701	51,660
93.763		Alzheimer's Disease Initiative: Specialized Supportive Services Project (ADI-SSS) thru Prevention and Public Health Funds (PPHF)	UW-Madison	279,956	16,232
Total Federal Program 93.763				352,657	67,892
93.767		Children's Health Insurance Program	DHS	244,311,237	6,926,993
93.770		Medicare Prescription Drug Coverage	UW-Oshkosh	5,210	0
Medicaid Cluster:					
93.775		State Medicaid Fraud Control Units	DOJ	1,260,143	0
93.777		State Survey and Certification of Health Care Providers and Suppliers (Title XVIII) Medicare	DHS	11,517,562	0
93.778		Medical Assistance Program	DHS	5,478,577,992	62,605,413
93.778		ARRA - Medial Assistance Program	DHS	9,636,358	0
Total Medicaid Cluster				5,500,992,055	62,605,413
93.779		Centers for Medicare and Medicaid Services (CMS) Research, Demonstrations and Evaluations	DHS	108,386	0
93.788		Opioid STR	DHS	9,646,116	9,326,888
93.791		Money Follows the Person Rebalancing Demonstration	DHS	5,518,989	227,526
93.800		Organized Approaches to Increase Colorectal Cancer Screening	UW-Madison	488,806	0
93.810		Paul Coverdell National Acute Stroke Program National Center for Chronic Disease Prevention and Health Promotion	DHS	754,268	79,234
93.815		Domestic Ebola Supplement to the Epidemiology and Laboratory Capacity for Infectious Diseases (ELC).	DHS	22,395	22,392
93.817		Hospital Preparedness Program (HPP) Ebola Preparedness and Response Activities	DHS	229,110	214,893
93.837		Cardiovascular Diseases Research	UW-Madison	3,286,124	201,075
93.837		Cardiovascular Diseases Research	UW-Milwaukee	40	0
Total Federal Program 93.837				3,286,164	201,075
93.839		Blood Diseases and Resources Research	UW-Madison	419,632	0
93.847		Diabetes, Digestive, and Kidney Diseases Extramural Research	UW-Madison	1,228,634	0
93.853		Extramural Research Programs in the Neurosciences and Neurological Disorders	UW-Madison	717,072	0
93.855		Allergy and Infectious Diseases Research	UW-Madison	1,675,747	0
93.859		Biomedical Research and Research Training	UW-Madison	5,844,443	0
93.865		Child Health and Human Development Extramural Research	UW-Madison	1,953,380	12,294
93.866		Aging Research	UW-Madison	6,544,803	1,337,247
93.867		Vision Research	UW-Madison	158,290	0
93.870		Maternal, Infant and Early Childhood Home Visiting Grant	DCF	8,436,059	7,957,565
93.877		Autism Collaboration, Accountability, Research, Education, and Support	UW-Madison	296,564	62,036
93.879		Medical Library Assistance	UW-Madison	1,331,981	0
93.889		National Bioterrorism Hospital Preparedness Program	DHS	3,440,748	2,555,464
93.898		Cancer Prevention and Control Programs for State, Territorial and Tribal Organizations	DHS	3,159,744	1,712,973
93.913		Grants to States for Operation of State Offices of Rural Health	UW-Madison	179,514	0
93.917		HIV Care Formula Grants	DHS	15,623,043	6,205,368
93.918		Grants to Provide Outpatient Early Intervention Services with Respect to HIV Disease	UW-Madison	611,766	73,580
93.940		HIV Prevention Activities Health Department Based	DHS	2,533,303	1,155,136

STATE OF WISCONSIN
SCHEDULE OF EXPENDITURES OF FEDERAL AWARDS
FOR THE YEAR ENDED JUNE 30, 2019

CFDA NUMBER	OTHER IDENTIFYING NUMBER	FEDERAL PROGRAM	STATE AGENCY OR UW INSTITUTION	EXPENDITURES	AMOUNT PROVIDED TO SUBRECIPIENTS
<i>INDIVIDUAL PROGRAMS AND OTHER CLUSTERS</i>					
93.944		Human Immunodeficiency Virus (HIV)/Acquired Immunodeficiency Virus Syndrome (AIDS) Surveillance	DHS	777	0
93.945		Assistance Programs for Chronic Disease Prevention and Control	DHS	266,590	159,048
93.946		Cooperative Agreements to Support State-Based Safe Motherhood and Infant Health Initiative Programs	DHS	161,322	151,101
93.958		Block Grants for Community Mental Health Services	DHS	8,656,239	7,476,643
93.959		Block Grants for Prevention and Treatment of Substance Abuse	DHS	28,081,242	25,939,852
93.970		Health Professions Recruitment Program for Indians	UW-Madison	161,628	0
93.977		Sexually Transmitted Diseases (STD) Prevention and Control Grants	DHS	1,420,595	1,059,908
93.982		Mental Health Disaster Assistance and Emergency Mental Health	DHS	115,789	115,789
93.991		Preventive Health and Health Services Block Grant	DHS	1,898,683	388,944
93.994		Maternal and Child Health Services Block Grant to the States	DHS	9,587,517	6,027,266
93.998		Autism and Other Developmental Disabilities, Surveillance, Research, and Prevention	UW-Madison	161,521	0
N/A	93.HHSN261	Other Federal Assistance: Surveillance, Epidemiology, and End Results Program	DHS	2,208	0
	20180001				
N/A	93.200-2012-50851	DHS Vital Statistics	DHS	438,393	0
N/A	93.200-2017-92549	Vital Statistics Coop Program	DHS	97,577	0
N/A	93.HHSF223	FDA-Tobacco Retail Inspections	DHS	1,229,643	1,086,584
	20171018				
N/A	93.HHFS223	Mammography Quality Standards Act	DHS	270,828	0
	20171009				
N/A	93.HHFS223	Mammography Quality Standards Act	DHS	389,314	0
	20121008				
N/A	93.HHSN275	Newborn Screening for Pompe Disease	UW-Madison	(12)	0
	201400010C				
N/A	93.IPA	Intergovernmental Personnel Assignment	UW-Madison	6,713	0
N/A	93.RD	R&D from National Institutes of Health	UW-Milwaukee	48,051	0
		Subtotal Direct Grants		<u>6,801,848,917</u>	<u>447,450,837</u>
Subgrants:					
93.008		Medical Reserve Corps Small Grant Program (from National Association of County and City Health Officials)	DATCP	1,166	0
93.073		Birth Defects and Developmental Disabilities - Prevention and Surveillance (from Association of University Centers on Disabilities)	UW-Madison	2,023	0
93.086	MKE County Agmt dated 8-3-16	Healthy Marriage Promotion and Responsible Fatherhood Grants (from Milwaukee County)	UW-Milwaukee	84,895	0
93.103	430-30-011	Food and Drug Administration Research (from Iowa State University)	UW-Madison	5,261	(4,795)
93.103	NIPTE-U01-UW-2018-001	Food and Drug Administration Research (from National Institute for Pharmaceutical Technology & Education)	UW-Madison	112,192	0
93.107		Area Health Education Centers (from Northern Wisconsin Area Health Education)	UW-Madison	1,500	0
93.110		Maternal and Child Health Federal Consolidated Programs (from Michigan Public Health Institute)	UW-Madison	9,140	0
93.110	UJ6MC31113-01-04	Maternal and Child Health Federal Consolidated Programs (from Children's Hospital of Wisconsin)	UW-Madison	81,492	0
93.145		HIV-Related Training and Technical Assistance (from University of Illinois-Chicago)	UW-Madison	200,401	0
93.145	2015-04958-05-03-7791	HIV-Related Training and Technical Assistance (from University of Illinois-Chicago)	UW-Madison	1,330	0
93.173	4R44DC015432-02	Research Related to Deafness and Communication Disorders (from Intelligent Hearing Systems Corp)	UW-Madison	33,945	0
93.186		National Research Service Award in Primary Care Medicine (from Medical College of Wisconsin)	UW-Milwaukee	23,752	0
93.186	AGMT 07/06/17	National Research Service Award in Primary Care Medicine (from Medical College of Wisconsin)	UW-Milwaukee	(63)	0
93.231	GLITC 02022017	Epidemiology Cooperative Agreements (from Great Lakes Inter-Tribal Council Inc)	UW-Milwaukee	19,711	0
93.243		Substance Abuse and Mental Health Services Projects of Regional and National Significance (from University of Missouri-Kansas City)	UW-Madison	27,260	0
93.243	0079522/00058085	Substance Abuse and Mental Health Services Projects of Regional and National Significance (from University of Missouri-Kansas City)	UW-Madison	20,889	0
93.243		Substance Abuse and Mental Health Services Projects of Regional and National Significance (from City of Milwaukee)	UW-Milwaukee	28,331	0
93.243	BHD-PCS31-82017	Substance Abuse and Mental Health Services Projects of Regional and National Significance (from Milwaukee County)	UW-Milwaukee	57,683	0

STATE OF WISCONSIN
SCHEDULE OF EXPENDITURES OF FEDERAL AWARDS
FOR THE YEAR ENDED JUNE 30, 2019

CFDA NUMBER	OTHER IDENTIFYING NUMBER	FEDERAL PROGRAM	STATE AGENCY OR UW INSTITUTION	EXPENDITURES	AMOUNT PROVIDED TO SUBRECIPIENTS
<i>INDIVIDUAL PROGRAMS AND OTHER CLUSTERS</i>					
93.243	BHD-PSC14-102016	Substance Abuse and Mental Health Services Projects of Regional and National Significance (from Milwaukee County)	UW-Milwaukee	35,301	0
93.243	E0000015115	Substance Abuse and Mental Health Services Projects of Regional and National Significance (from City of Milwaukee)	UW-Milwaukee	45,545	0
93.243	HD 16-122816-A	Substance Abuse and Mental Health Services Projects of Regional and National Significance (from Milwaukee County)	UW-Milwaukee	14,220	0
93.262		Occupational Safety and Health Program (from Marshfield Clinic Research Foundation)	UW-Madison	67,473	0
93.262		Occupational Safety and Health Program (from University of Michigan)	UW-Madison	19,989	0
93.262	60677	Occupational Safety and Health Program (from Marshfield Clinic Research Foundation)	UW-Madison	25,743	0
93.262	P006360701	Occupational Safety and Health Program (from University of Minnesota)	UW-Milwaukee	12,745	0
93.262	P006360702	Occupational Safety and Health Program (from University of Minnesota)	UW-Madison	14,802	0
93.350		National Center for Advancing Translational Sciences (from Medical College of Wisconsin)	UW-Milwaukee	86,974	0
93.393	0000928712/89915/854649	Cancer Cause and Prevention Research (from Fred Hutchinson Cancer Research Center)	UW-Milwaukee	17,192	0
93.470		Alzheimer's Disease Program Initiative (ADPI) (from United Community Center)	UW-Milwaukee	175	0
93.516		Public Health Training Centers Program (from University of Michigan)	UW-Madison	23,879	0
93.558		Temporary Assistance for Needy Families (from Great Lakes Inter-Tribal Council Inc)	UW-Madison	52,952	0
93.558	Agr Dtd 11-28-16	Temporary Assistance for Needy Families (from Great Lakes Inter-Tribal Council Inc)	UW-Madison	6,951	0
93.575		Child Care and Development Block Grant (from Wisconsin Early Childhood Association)	UW-La Crosse	561	0
93.575		Child Care and Development Block Grant (from Wisconsin Early Childhood Association)	UW-Whitewater	15,950	0
93.652	AGMT 11/27/17	Adoption Opportunities (from Spaulding for Children)	UW-Milwaukee	9,491	0
93.763	AGMT 12/19/17	Alzheimer's Disease Initiative: Specialized Supportive Services Project (ADI-SSS) thru Prevention and Public Health Funds (PPHF) (from Alzheimer's & Dementia Alliance of Wisconsin)	UW-Madison	38,416	0
93.778		Medical Assistance Program (from Luxvida)	UW-Madison	9	0
93.788		Opioid STR (from University of Missouri-Kansas City)	UW-Madison	159,403	0
93.788	0081644 / 00061663	Opioid STR (from University of Missouri-Kansas City)	UW-Madison	280,062	0
93.837	114117	Cardiovascular Diseases Research (from Brigham & Women's Hospital)	UW-Madison	154,036	0
93.837	17-J0039	Cardiovascular Diseases Research (from Morgridge Institute for Research)	UW-Madison	700,129	0
93.837	1R01HL128240-01A1	Cardiovascular Diseases Research (from Medical College of Wisconsin)	UW-Milwaukee	22,389	0
93.847	15-D18	Diabetes, Digestive, and Kidney Diseases Extramural Research (from George Washington University)	UW-Madison	72,281	0
93.853	010785-135735	Extramural Research Programs in the Neurosciences and Neurological Disorders (from University of Cincinnati)	UW-Madison	2,158	0
93.853	BOA-232483 CREST-H	Extramural Research Programs in the Neurosciences and Neurological Disorders (from Mayo Clinic Jacksonville)	UW-Madison	2,122	0
93.855	0045749 (130902-3)	Allergy and Infectious Diseases Research (from University of Pittsburgh)	UW-Madison	71,135	0
93.855	CTOT-11	Allergy and Infectious Diseases Research (from Brigham & Women's Hospital)	UW-Madison	400	0
93.855	1R01AI121217-01A1	Allergy and Infectious Diseases Research (from Medical College of Wisconsin)	UW-Milwaukee	51,814	0
93.859		Biomedical Research and Research Training (from Boston University)	UW-Madison	29,181	0
93.859	P0237729	Biomedical Research and Research Training (from Rensselaer Polytechnic Institute)	UW-Madison	79,160	0
93.859	UCHC7-88714897	Biomedical Research and Research Training (from University of Connecticut)	UW-Madison	275,759	0
93.865	5109950	Child Health and Human Development Extramural Research (from University of North Carolina-Chapel Hill)	UW-Madison	9,846	0
93.865	800115	Child Health and Human Development Extramural Research (from Drexel University)	UW-Madison	44,113	0
93.866	60048330 UW	Aging Research (from Northwestern University)	UW-Madison	(6,232)	0
93.867	416653-G Mod 3	Vision Research (from University of Rochester)	UW-Madison	123,492	0
93.959		Block Grants for Prevention and Treatment of Substance Abuse (from Portage County)	UW-Stevens Point	11,439	0
N/A	93.17GZSK0031	NCI Tobacco Cessation (from ICF International Inc)	UW-Madison	558,432	0
N/A	93.3002-085	Healthcare Systems Change (from Carter Consulting Inc)	UW-Madison	71,001	0

STATE OF WISCONSIN
SCHEDULE OF EXPENDITURES OF FEDERAL AWARDS
FOR THE YEAR ENDED JUNE 30, 2019

CFDA NUMBER	OTHER IDENTIFYING NUMBER	FEDERAL PROGRAM	STATE AGENCY OR UW INSTITUTION	EXPENDITURES	AMOUNT PROVIDED TO SUBRECIPIENTS
<i>INDIVIDUAL PROGRAMS AND OTHER CLUSTERS</i>					
N/A	93.AGMT 03-08-17	Lac Du Flambeau Native Connections (from Lac du Flambeau Tribe)	UW-Madison	7,847	0
N/A	93.AGMT 11/08/17	Narcan Overdose Prevention (from Lac du Flambeau Band of Lake Superior Chippewa)	UW-Madison	7,744	0
N/A	93.BHD-PSC52-092018	Milwaukee County Adult Drug Treatment Court (from Milwaukee County)	UW-Milwaukee	19,733	0
N/A	93.HD19-101518-A	Milwaukee County Housing First Project (from Milwaukee County)	UW-Milwaukee	52,726	0
N/A	93.MIL112908	Primary Care Fellowship (from Medical College of Wisconsin)	UW-Milwaukee	54,671	0
		Subtotal Subgrants		4,054,117	(4,795)
TOTAL U.S. DEPARTMENT OF HEALTH AND HUMAN				6,805,903,034	447,446,042
U.S. CORPORATION FOR NATIONAL AND COMMUNITY SERVICE:					
94.003		State Commissions	DOA	332,435	0
94.006		AmeriCorps	DOA	5,180,171	4,748,707
94.006		AmeriCorps	UW-Eau Claire	21,076	0
		Total Federal Program 94.006		5,201,247	4,748,707
94.009		Training and Technical Assistance	DOA	214,666	0
94.011		Foster Grandparent/Senior Companion Cluster: Foster Grandparent Program	DOC	124,790	0
		Total Foster Grandparent/Senior Companion Cluster		124,790	0
94.013		Volunteers in Service to America	DPI	1,493	0
		Subtotal Direct Grants		5,874,631	4,748,707
Subgrants:					
94.006		AmeriCorps (from Wisconsin National & Community Service Board)	UW-Eau Claire	166,652	0
94.006		AmeriCorps (from Wisconsin National & Community Service Board)	UW-Whitewater	14,803	0
		Subtotal Subgrants		181,455	0
TOTAL U.S. CORPORATION FOR NATIONAL AND COMMUNITY SERVICE				6,056,086	4,748,707
EXECUTIVE OFFICE OF THE PRESIDENT:					
95.001		High Intensity Drug Trafficking Areas Program	DOJ	242,061	41,400
95.001		High Intensity Drug Trafficking Areas Program	DOT	17,022	0
95.001		High Intensity Drug Trafficking Areas Program	UW-Milwaukee	1,456,991	0
		Subtotal Direct Grants		1,716,074	41,400
TOTAL EXECUTIVE OFFICE OF THE PRESIDENT				1,716,074	41,400
SOCIAL SECURITY ADMINISTRATION:					
96.001		Disability Insurance/SSI Cluster: Social Security Disability Insurance	DHS	31,426,913	0
		Total Disability Insurance/SSI Cluster		31,426,913	0
Other Federal Financial Assistance					
N/A	96.SS00-1260059	Social Security Administration Death Records	DHS	145,677	0
N/A	96.SS00-1461084	Social Security Birth	DHS	230,413	0
N/A	SSA ss. 222(d), 1615	Social Security Administration Reimbursements	DWD	4,123,410	746,066
		Subtotal Direct Grants		4,499,500	746,066
TOTAL SOCIAL SECURITY ADMINISTRATION				35,926,413	746,066
U.S. DEPARTMENT OF HOMELAND SECURITY:					
97.012		Boating Safety Financial Assistance	DNR	3,038,338	736,000
97.023		Community Assistance Program State Support Services Element (CAP-SSSE)	DNR	254,713	0
97.029		Flood Mitigation Assistance	DMA	(176)	0
97.032		Crisis Counseling	DMA	220,779	220,779
97.036		Disaster Grants - Public Assistance (Presidentially Declared Disasters)	DMA	18,522,148	17,573,542
97.039		Hazard Mitigation Grant	DMA	926,528	769,673
97.041		National Dam Safety Program	DNR	114,344	0
97.042		Emergency Management Performance Grants	DATCP	1,166	0
97.042		Emergency Management Performance Grants	DMA	6,428,500	4,222,392
		Total Federal Program 97.042		6,429,666	4,222,392

STATE OF WISCONSIN
SCHEDULE OF EXPENDITURES OF FEDERAL AWARDS
FOR THE YEAR ENDED JUNE 30, 2019

CFDA NUMBER	OTHER IDENTIFYING NUMBER	FEDERAL PROGRAM	STATE AGENCY OR UW INSTITUTION	EXPENDITURES	AMOUNT PROVIDED TO SUBRECIPIENTS
<i>INDIVIDUAL PROGRAMS AND OTHER CLUSTERS</i>					
97.043		State Fire Training Systems Grants	WTCS	18,574	18,574
97.044		Assistance to Firefighters Grant	WTCS	366,609	366,609
97.045		Cooperating Technical Partners	DNR	643,734	0
97.047		Pre-Disaster Mitigation	DMA	498,358	461,752
97.055		Interoperable Emergency Communications	DMA	36,724	36,724
97.056		Port Security Grant Program	DNR	6,166	0
97.067		Homeland Security Grant Program	DMA	3,216,518	1,735,346
97.067		Homeland Security Grant Program	DNR	6,900	0
		Total Federal Program 97.067		3,223,418	1,735,346
97.088		Disaster Assistance Projects	DNR	205,142	0
97.091		Homeland Security Biowatch Program	DNR	392,388	0
N/A	WI DOJ-ICE MOU	Other Federal Financial Assistance: Immigration and Customs Enforcement	DOJ	12,452	0
		Subtotal Direct Grants		34,909,905	26,141,391
97.042	B275A6	Subgrants: Emergency Management Performance Grants (from Florida Division of Emergency Management)	UW-Madison	(7)	0
		Subtotal Subgrants		(7)	0
		TOTAL U.S. DEPARTMENT OF HOMELAND SECURITY		34,909,898	26,141,391
		TOTAL INDIVIDUAL PROGRAMS AND OTHER CLUSTERS		\$ 10,800,821,358	\$ 1,611,170,405

STATE OF WISCONSIN
SCHEDULE OF EXPENDITURES OF FEDERAL AWARDS
FOR THE YEAR ENDED JUNE 30, 2019

CFDA NUMBER	OTHER IDENTIFYING NUMBER	FEDERAL PROGRAM	STATE AGENCY OR UW INSTITUTION	EXPENDITURES	AMOUNT PROVIDED TO SUBRECIPIENTS
<i>RESEARCH AND DEVELOPMENT (R&D) CLUSTER</i>					
U.S. DEPARTMENT OF AGRICULTURE					
10.001		Agricultural Research Basic and Applied Research	UW Extension	46,660	0
10.001		Agricultural Research Basic and Applied Research	UW-Green Bay	13,312	0
10.001		Agricultural Research Basic and Applied Research	UW-Madison	2,871,048	170,194
10.001		Agricultural Research Basic and Applied Research	UW-Milwaukee	139,289	0
10.001		Agricultural Research Basic and Applied Research	UW-Platteville	147,254	0
Total Federal Program 10.001				3,217,563	170,194
10.025		Plant and Animal Disease, Pest Control, and Animal Care	UW-Madison	105,253	0
10.072		Wetlands Reserve Program	UW-Madison	65,327	0
10.155		Marketing Agreements and Orders	UW-Madison	12,792	0
10.170		Specialty Crop Block Grant Program - Farm Bill (from UW Extension)	UW-Madison	71,655	0
10.200		Grants for Agricultural Research, Special Research Grants	UW-Stevens Point	(14)	0
10.202		Cooperative Forestry Research	UW-Madison	474,025	0
10.202		Cooperative Forestry Research (from UW-Madison)	UW-Stevens Point	114,273	0
Total Federal Program 10.202				588,298	0
10.203		Payments to Agricultural Experiment Stations Under the Hatch Act	UW-Madison	6,630,779	0
10.207		Animal Health and Disease Research	UW-Madison	55,168	0
10.215		Sustainable Agriculture Research and Education (from UW Extension)	UW-Madison	3,809	0
10.215		Sustainable Agriculture Research and Education (from UW Extension)	UW-Milwaukee	8,276	0
10.215		Sustainable Agriculture Research and Education (from UW Extension)	UW-Platteville	1,427	0
Total Federal Program 10.215				13,512	0
10.217		Higher Education - Institution Challenge Grants Program	UW-Madison	199,841	110,275
10.250		Agricultural and Rural Economic Research, Cooperative Agreements and Collaborations	UW-Madison	36,165	0
10.253		Consumer Data and Nutrition Research	UW-Madison	18,755	0
10.304		Homeland Security Agricultural	UW-Madison	321,622	0
10.307		Organic Agriculture Research and Extension Initiative	UW-Madison	84,941	0
10.309		Specialty Crop Research Initiative	UW-Madison	87,078	0
10.310		Agriculture and Food Research Initiative (AFRI)	UW-Madison	5,495,663	695,618
10.310		Agriculture and Food Research Initiative (AFRI) (from UW- Madison)	UW-Platteville	25,777	0
Total Federal Program 10.310				5,521,440	695,618
10.311		Beginning Farmer and Rancher Development Program	UW-Madison	122,134	0
10.319		Farm Business Management and Benchmarking Competitive Grants Program	UW-Madison	43,949	0
10.326		Capacity Building for Non-Land Grant Colleges of Agriculture (NLGCA)	UW-Platteville	133,878	4,766
10.326		Capacity Building for Non-Land Grant Colleges of Agriculture (NLGCA)	UW-River Falls	46,229	0
10.326		Capacity Building for Non-Land Grant Colleges of Agriculture (NLGCA) (from UW-Platteville)	UW-Stevens Point	15,912	0
Total Federal Program 10.326				196,019	4,766
10.329		Crop Protection and Pest Management Competitive Grants Program	UW-Madison	284,894	933
10.330		Alfalfa and Forage Research Program	UW-Madison	121,774	29,237
10.330		Alfalfa and Forage Research Program (from UW-Madison)	UW-River Falls	100	0
Total Federal Program 10.330				121,874	29,237
10.336		Veterinary Services Grant Program	UW-Madison	69,897	0
10.600		Foreign Market Development Cooperator Program	UW-Madison	52,554	0
10.674		Wood Utilization Assistance	UW-Madison	16,539	0
10.674		Wood Utilization Assistance	UW-Milwaukee	47,001	0
Total Federal Program 10.674				63,540	0

STATE OF WISCONSIN
SCHEDULE OF EXPENDITURES OF FEDERAL AWARDS
FOR THE YEAR ENDED JUNE 30, 2019

CFDA NUMBER	OTHER IDENTIFYING NUMBER	FEDERAL PROGRAM	STATE AGENCY OR UW INSTITUTION	EXPENDITURES	AMOUNT PROVIDED TO SUBRECIPIENTS
<i>RESEARCH AND DEVELOPMENT (R&D) CLUSTER</i>					
10.680		Forest Health Protection	UW-Madison	46,201	0
10.684		International Forestry Programs	UW-Madison	104,560	0
10.699		Partnership Agreements	UW-Madison	1,437,506	0
10.777		Norman E. Borlaug International Agricultural Science and Technology Fellowship	UW-Madison	23,737	0
10.902		Soil and Water Conservation	UW-Green Bay	109,113	0
10.902		Soil and Water Conservation	UW-Madison	10,540	0
10.902		Soil and Water Conservation	UW-Stevens Point	212,870	0
Total Federal Program 10.902				<u>332,523</u>	<u>0</u>
10.912		Environmental Quality Incentives Program (from UW Extension)	UW-Madison	18,095	0
10.931		Agricultural Conservation Easement Program	UW-Stevens Point	19,963	0
10.961		Scientific Cooperation and Research	UW-Madison	8,830	0
N/A	10.RD	R&D from Forest Service	UW-Madison	265,110	26,573
N/A	10.RD	R&D from Forest Service	UW-Milwaukee	11,108	0
N/A	10.RD	R&D from Forest Service	UW-Stevens Point	67,315	0
Subtotal Direct Research and Development (R&D) Grants				<u>20,319,984</u>	<u>1,037,596</u>
Research and Development (R&D) Subgrants:					
10.001	59-5090-7-001	Agricultural Research Basic and Applied Research (from Pellet Technology USA)	UW-Madison	7,905	0
10.064		Forestry Incentives Program (from University of California-Merced)	UW-Madison	16,288	0
10.170		Specialty Crop Block Grant Program - Farm Bill (from Community Groundworks)	UW-Madison	9,469	0
10.170	SCBG 15-09	Specialty Crop Block Grant Program - Farm Bill (from Midwest Food Processors Association)	UW-Madison	(2,115)	0
10.170		Specialty Crop Block Grant Program - Farm Bill (from University of Nebraska)	UW-Madison	19,827	0
10.170	SCBG 15-08	Specialty Crop Block Grant Program - Farm Bill (from Wisconsin Potato Industry Board)	UW-Madison	20,091	0
10.170	SCBG 2016 Skin Set	Specialty Crop Block Grant Program - Farm Bill (from Wisconsin Potato Industry Board)	UW-Madison	23,547	0
10.200		Grants for Agricultural Research, Special Research Grants (from Iowa State University)	UW-Madison	9,020	992
10.200	RC106511A	Grants for Agricultural Research, Special Research Grants (from Michigan State University)	UW-Madison	240,624	0
10.200	416-41-15S	Grants for Agricultural Research, Special Research Grants (from Iowa State University)	UW-Milwaukee	66,163	0
10.212	AGMT 12/15/17	Small Business Innovation Research (from Nutrient Recovery & Upcycling LLC)	UW-Madison	5,959	0
10.212	POTENT VACCINE FORMULAS	Small Business Innovation Research (from Pan Genome Systems Inc)	UW-Madison	(8,630)	0
10.215		Sustainable Agriculture Research and Education (from Practical Farmers of Iowa)	UW-Madison	28,076	0
10.215	2016-01	Sustainable Agriculture Research and Education (from Sand County Foundation)	UW-Madison	23,318	0
10.215		Sustainable Agriculture Research and Education (from University of Minnesota)	UW-Madison	29,684	0
10.215	H004403702 LNC14-357	Sustainable Agriculture Research and Education (from University of Minnesota)	UW-Madison	2,103	0
10.215	H004403703 LNC14-358	Sustainable Agriculture Research and Education (from University of Minnesota)	UW-Madison	68,338	0
10.215	H004991220 ONC16-018	Sustainable Agriculture Research and Education (from University of Minnesota)	UW-Madison	16,166	0
10.215	H004991242 GNC17-239	Sustainable Agriculture Research and Education (from University of Minnesota)	UW-Madison	11,810	0
10.215	H005722907 NCR16-019	Sustainable Agriculture Research and Education (from University of Minnesota)	UW-Madison	55,836	0
10.215	H005722916	Sustainable Agriculture Research and Education (from University of Minnesota)	UW-Madison	27,739	0
10.215	H005722926	Sustainable Agriculture Research and Education (from University of Minnesota)	UW-Madison	11,444	0
10.215	H005722947	Sustainable Agriculture Research and Education (from University of Minnesota)	UW-Madison	5,254	0

STATE OF WISCONSIN
SCHEDULE OF EXPENDITURES OF FEDERAL AWARDS
FOR THE YEAR ENDED JUNE 30, 2019

CFDA NUMBER	OTHER IDENTIFYING NUMBER	FEDERAL PROGRAM	STATE AGENCY OR UW INSTITUTION	EXPENDITURES	AMOUNT PROVIDED TO SUBRECIPIENTS
<i>RESEARCH AND DEVELOPMENT (R&D) CLUSTER</i>					
10.215	H006607415	Sustainable Agriculture Research and Education (from University of Minnesota)	UW-Madison	30,387	0
10.215	4931-030816	Sustainable Agriculture Research and Education (from University of Rhode Island)	UW-Madison	6,211	0
10.227	MSN207320	1994 Institutions Research Program (from College of Menominee Nation)	UW-Madison	8,108	0
10.227		1994 Institutions Research Program (from Lac Courte Oreilles Ojibwa Community College)	UW-Madison	835	0
10.227	LCOOCC 201501	1994 Institutions Research Program (from Lac Courte Oreilles Ojibwa Community College)	UW-Madison	6,766	0
10.290	H006796002	Agricultural Market and Economic Research (from University of Minnesota)	UW-Madison	5,581	0
10.303		Integrated Programs (from Michigan State University)	UW-Madison	11,147	1,979
10.303		Integrated Programs (from Connecticut Agricultural Experiment Stat)	UW-Milwaukee	19,170	0
10.304	RC106556H	Homeland Security Agricultural (from Michigan State University)	UW-Madison	37,424	0
10.307	416-41-86A	Organic Agriculture Research and Extension Initiative (from Iowa State University)	UW-Madison	51,090	0
10.307	RC106531A- RC106531B	Organic Agriculture Research and Extension Initiative (from Michigan State University)	UW-Madison	4,291	0
10.307		Organic Agriculture Research and Extension Initiative (from Oregon State University)	UW-Madison	10,025	0
10.307	C0479A-C	Organic Agriculture Research and Extension Initiative (from Oregon State University)	UW-Madison	63,967	0
10.307	C0519A-C	Organic Agriculture Research and Extension Initiative (from Oregon State University)	UW-Madison	140,083	0
10.307	8000064232-AG	Organic Agriculture Research and Extension Initiative (from Purdue University)	UW-Madison	41,561	0
10.309	G-01363-08	Specialty Crop Research Initiative (from Colorado State University)	UW-Madison	38,837	0
10.309	73999-10420	Specialty Crop Research Initiative (from Cornell University)	UW-Madison	191,185	0
10.309		Specialty Crop Research Initiative (from University of Florida)	UW-Madison	175,445	0
10.309		Specialty Crop Research Initiative (from University of Minnesota)	UW-Madison	67,051	0
10.309	H006335001	Specialty Crop Research Initiative (from University of Minnesota)	UW-Madison	82,241	0
10.310	G-14765-3	Agriculture and Food Research Initiative (AFRI) (from Colorado State University)	UW-Madison	1,784	0
10.310		Agriculture and Food Research Initiative (AFRI) (from Cornell University)	UW-Madison	45,616	0
10.310	80618-10847	Agriculture and Food Research Initiative (AFRI) (from Cornell University)	UW-Madison	40,168	0
10.310	80665-10869	Agriculture and Food Research Initiative (AFRI) (from Cornell University)	UW-Madison	16,966	0
10.310		Agriculture and Food Research Initiative (AFRI) (from Illinois State University)	UW-Madison	12,161	0
10.310	416-21-18A	Agriculture and Food Research Initiative (AFRI) (from Iowa State University)	UW-Madison	34,511	0
10.310		Agriculture and Food Research Initiative (AFRI) (from Michigan State University)	UW-Madison	181,487	0
10.310	2017-68003-26500	Agriculture and Food Research Initiative (AFRI) (from Michigan State University)	UW-Madison	(43,470)	0
10.310	RC106768UW	Agriculture and Food Research Initiative (AFRI) (from Michigan State University)	UW-Madison	17,194	0
10.310	RC108063UW	Agriculture and Food Research Initiative (AFRI) (from Michigan State University)	UW-Madison	15,949	0
10.310	2016-2809-01	Agriculture and Food Research Initiative (AFRI) (from North Carolina State University)	UW-Madison	5,921	0
10.310	5633-UW-USDA- 6192	Agriculture and Food Research Initiative (AFRI) (from Pennsylvania State University)	UW-Madison	45,768	0
10.310		Agriculture and Food Research Initiative (AFRI) (from Purdue University)	UW-Madison	7,766	0
10.310	8000072812-AG	Agriculture and Food Research Initiative (AFRI) (from Purdue University)	UW-Madison	35,691	0
10.310	KFS# 5636800 PO 116232	Agriculture and Food Research Initiative (AFRI) (from University of Connecticut)	UW-Madison	114,943	0

STATE OF WISCONSIN
SCHEDULE OF EXPENDITURES OF FEDERAL AWARDS
FOR THE YEAR ENDED JUNE 30, 2019

CFDA NUMBER	OTHER IDENTIFYING NUMBER	FEDERAL PROGRAM	STATE AGENCY OR UW INSTITUTION	EXPENDITURES	AMOUNT PROVIDED TO SUBRECIPIENTS
<i>RESEARCH AND DEVELOPMENT (R&D) CLUSTER</i>					
10.310	00115293	Agriculture and Food Research Initiative (AFRI) (from University of Florida)	UW-Madison	(4)	0
10.310	UFDSP00010525	Agriculture and Food Research Initiative (AFRI) (from University of Minnesota)	UW-Madison	32,236	0
10.310	H003762801	Agriculture and Food Research Initiative (AFRI) (from University of Minnesota)	UW-Madison	17,530	0
10.310	H004401003	Agriculture and Food Research Initiative (AFRI) (from University of Vermont)	UW-Madison	21,522	0
10.310		Agriculture and Food Research Initiative (AFRI) (from Washington State University)	UW-Madison	72,322	0
10.310	CAES-2016-22765-1	Agriculture and Food Research Initiative (AFRI) (from Connecticut Agricultural Experiment Station)	UW-Milwaukee	56,123	0
10.320	3TD640	Sun Grant Program (from South Dakota State University)	UW-Madison	2,877	0
10.328		National Food Safety Training, Education, Extension, Outreach, and Technical Assistance Competitive Grants Program (from Iowa State University)	UW-Madison	5,111	0
10.330		Alfalfa and Forage Research Program (from Michigan State University)	UW-River Falls	34,992	0
10.330		Alfalfa and Forage Research Program (from Mississippi State University)	UW-River Falls	17,872	0
10.561	AGMT 02/27/17	State Administrative Matching Grants for the Supplemental Nutrition Assistance Program (from Family Planning Health Services Inc)	UW-Madison	16,462	0
10.561		State Administrative Matching Grants for the Supplemental Nutrition Assistance Program (from Healthfirst Network)	UW-Madison	34,549	0
10.600		Foreign Market Development Cooperator Program (from United States Endowment for Forestry & Communities)	UW-Madison	6,000	0
10.600		Foreign Market Development Cooperator Program (from US Endowment for Forestry & Communities)	UW-Madison	2,516	0
10.902	AGL0GLC-01-17	Soil and Water Conservation (from Alliance for the Great Lakes)	UW-Green Bay	11,765	0
N/A	10.2014-06507-05	Web-Based Decision Aids & Education Tools (from University of Illinois-Urbana-Champaign)	UW-Madison	107,252	10,200
Subtotal Research and Development (R&D) Subgrants				2,650,901	13,171
TOTAL R&D FROM U.S. DEPARTMENT OF AGRICULTURE				22,970,885	1,050,767
U.S. DEPARTMENT OF COMMERCE:					
11.020		Cluster Grants	UW-Stevens Point	151,187	0
11.417		Sea Grant Support (from UW-Madison)	UW Colleges	28,208	0
11.417		Sea Grant Support (from UW-Madison)	UW-Green Bay	81,502	0
11.417		Sea Grant Support	UW-Madison	1,318,267	119,862
11.417		Sea Grant Support (from UW-Madison)	UW-Milwaukee	550,938	0
11.417		Sea Grant Support (from UW-Madison)	UW-Oshkosh	19,977	0
11.417		Sea Grant Support (from UW-Madison)	UW-Oshkosh	6,409	0
11.417		Sea Grant Support (from UW-Madison)	UW-Stevens Point	104,174	472
11.417		Sea Grant Support (from UW-Oshkosh)	UW-Whitewater	34,397	0
Total Federal Program 11.417				2,143,872	120,334
11.431		Climate and Atmospheric Research	UW-Madison	424,778	0
11.432		National Oceanic and Atmospheric Administration (NOAA) Cooperative Institutes	UW-Madison	12,379,557	9,872
11.459		Weather and Air Quality Research	UW-Madison	261,533	35,199
11.459		Weather and Air Quality Research	UW-Milwaukee	115,464	0
Total Federal Program 11.459				376,997	35,199
11.468		Applied Meteorological Research	UW-Madison	210,029	125,081
11.468		Applied Meteorological Research	UW-Milwaukee	155,763	97,926
Total Federal Program 11.468				365,792	223,007
11.609		Measurement and Engineering Research and Standards	UW-Madison	144,488	0
Subtotal Direct Research and Development (R&D) Grants				15,986,671	388,412
11.012		Research and Development (R&D) Subgrants: Integrated Ocean Observing System (IOOS) (from Great Lakes Observing System)	UW-Milwaukee	47,354	0

STATE OF WISCONSIN
SCHEDULE OF EXPENDITURES OF FEDERAL AWARDS
FOR THE YEAR ENDED JUNE 30, 2019

CFDA NUMBER	OTHER IDENTIFYING NUMBER	FEDERAL PROGRAM	STATE AGENCY OR UW INSTITUTION	EXPENDITURES	AMOUNT PROVIDED TO SUBRECIPIENTS
<i>RESEARCH AND DEVELOPMENT (R&D) CLUSTER</i>					
11.012	IOOS/NBN-03	Integrated Ocean Observing System (IOOS) (from Great Lakes Observing System)	UW-Milwaukee	9,328	0
11.432	3002622332	National Oceanic and Atmospheric Administration (NOAA) Cooperative Institutes (from University of Michigan)	UW-Madison	79,565	0
11.432		National Oceanic and Atmospheric Administration (NOAA) Cooperative Institutes (from University of Michigan)	UW-Madison	23,614	0
11.432		National Oceanic and Atmospheric Administration (NOAA) Cooperative Institutes (from University of Michigan)	UW-Milwaukee	22,751	0
11.462	Z17-27783	Hydrologic Research (from University Corporation for Atmospheric Research)	UW-Milwaukee	22,347	0
11.468	21B036-01	Applied Meteorological Research (from Texas Tech University)	UW-Madison	4,682	0
11.473		Office for Coastal Management (from Association of State Floodplain Managers)	UW-Madison	17,502	0
11.611	WMEP-UWEBI	Manufacturing Extension Partnership (from Wisconsin Manufacturing Extension Partnership Inc)	UW-Madison	(8)	0
N/A	11.MSN209413	Frequency Analysis of Projected Rainfall in the Northeastern United States (from University of Illinois-Urbana-Champaign)	UW-Madison	71,002	0
N/A	11.46210922218 / 3420201	Using Green Infrastructure as a Resiliency Approach to Future Flooding Impacts (from Georgia Department of Natural Resources)	UW-Madison	112,909	0
N/A	11.MIL112043	Cyanobacterial Harmful Algae Bloom Ecology & Cyanotoxin Production in Green Bay (from University of Michigan)	UW-Milwaukee	(8,251)	0
Subtotal Research and Development (R&D) Subgrants:				402,795	0
TOTAL R&D FROM U.S. DEPARTMENT OF COMMERCE				16,389,466	388,412
U.S. DEPARTMENT OF DEFENSE:					
12.300		Basic and Applied Scientific Research	UW-Madison	6,036,287	1,695,247
12.300		Basic and Applied Scientific Research	UW-Milwaukee	97,475	0
Total Federal Program 12.300				6,133,762	1,695,247
12.351		Scientific Research - Combating Weapons of Mass Destruction	UW-Madison	839,507	75,000
12.420		Military Medical Research and Development	UW-Madison	5,224,633	0
12.431		Basic Scientific Research	UW-Madison	8,086,842	2,495,427
12.431		Basic Scientific Research	UW-Milwaukee	23,833	0
Total Federal Program 12.431				8,110,675	2,495,427
12.630		Basic, Applied, and Advanced Research in Science and Engineering	UW-Madison	506,494	0
12.632		Legacy Resource Management Program	UW-Madison	217,247	94,167
12.800		Air Force Defense Research Sciences Program	UW-Madison	2,075,941	263,397
12.901		Mathematical Sciences Grants	UW-Madison	(423)	0
12.910		Research and Technology Development	UW-Madison	5,476,786	2,158,475
N/A	12.RD	R&D from Army	UW-Madison	115,077	7,258
N/A	12.RD	R&D from Defense Advanced Research Projects	UW-Madison	1,308,841	823,124
N/A	12.RD	R&D from Navy	UW-Madison	372,446	0
N/A	12.HR00111910002	Localizing Strong Scatterers of Very Low Frequency Electromagnetic Waves Using Phase & Polarization Information	UW-Milwaukee	54,371	0
N/A	12.RD	R&D from Navy	UW-Superior	123,429	0
Subtotal Direct Research and Development (R&D) Grants				30,558,786	7,612,095
Research and Development (R&D) Subgrants:					
12.300	52-1098320	Basic and Applied Scientific Research (from California Institute of Technology)	UW-Madison	65,577	0
12.300	G-00976-2	Basic and Applied Scientific Research (from Colorado State University)	UW-Madison	57,049	0
12.300		Basic and Applied Scientific Research (from Intraband)	UW-Madison	40,310	0
12.300	RC108018-UW	Basic and Applied Scientific Research (from Michigan State University)	UW-Madison	318,890	0
12.300	D13-J0031	Basic and Applied Scientific Research (from Morgridge Institute for Research)	UW-Madison	177,100	0
12.300		Basic and Applied Scientific Research (from Northeastern University)	UW-Madison	44,121	0

STATE OF WISCONSIN
SCHEDULE OF EXPENDITURES OF FEDERAL AWARDS
FOR THE YEAR ENDED JUNE 30, 2019

CFDA NUMBER	OTHER IDENTIFYING NUMBER	FEDERAL PROGRAM	STATE AGENCY OR UW INSTITUTION	EXPENDITURES	AMOUNT PROVIDED TO SUBRECIPIENTS
<i>RESEARCH AND DEVELOPMENT (R&D) CLUSTER</i>					
12.300	SP0028970- PROJ0007988	Basic and Applied Scientific Research (from Northwestern University)	UW-Madison	159,978	0
12.300		Basic and Applied Scientific Research (from Princeton University)	UW-Madison	27,602	0
12.300	R18682	Basic and Applied Scientific Research (from Rice University)	UW-Madison	236,575	0
12.300	ONR029	Basic and Applied Scientific Research (from Tufts University)	UW-Madison	79,865	0
12.300		Basic and Applied Scientific Research (from University of Pittsburgh)	UW-Madison	(27,258)	0
12.300	N00014-15-1-2154	Basic and Applied Scientific Research (from Dartmouth College)	UW-Whitewater	4,400	0
12.420	ABRUPT	Military Medical Research and Development (from American Burn Association)	UW-Madison	6,503	0
12.420		Military Medical Research and Development (from Johns Hopkins University)	UW-Madison	(1,906)	0
12.420	FIXIT	Military Medical Research and Development (from Johns Hopkins University)	UW-Madison	(2,330)	0
12.420	W81XWH-15-JPC-8- CRMRP-NMSIRA	Military Medical Research and Development (from Kiio Inc)	UW-Madison	29,961	0
12.420		Military Medical Research and Development (from Medical College of Wisconsin)	UW-Madison	234,708	0
12.420		Military Medical Research and Development (from University of Michigan)	UW-Madison	17,103	0
12.420	3003179987	Military Medical Research and Development (from University of Michigan)	UW-Madison	97,803	0
12.420	0053521 (412472-1)	Military Medical Research and Development (from University of Pittsburgh)	UW-Madison	34,106	0
12.431	4916006256	Basic Scientific Research (from International Business Machines Corporation)	UW-Madison	200,907	0
12.431	S000008956	Basic Scientific Research (from Solaero Technologies Corporation)	UW-Madison	92,810	0
12.431	2015-05174-04	Basic Scientific Research (from University of Illinois-Urbana- Champaign)	UW-Madison	124,376	0
12.431		Basic Scientific Research (from University of Maryland)	UW-Madison	148,795	0
12.431		Basic Scientific Research (from University of Massachusetts- Amherst)	UW-Madison	(6,869)	0
12.431		Basic Scientific Research (from University of Memphis)	UW-Madison	175,000	0
12.431		Basic Scientific Research (from University of Rochester)	UW-Madison	43,531	0
12.431		Basic Scientific Research (from University of Southern California)	UW-Madison	10,096	0
12.550		The Language Flagship Grants to Institutions of Higher Education (from Institute of International Education)	UW-Madison	165,104	0
12.630		Basic, Applied, and Advanced Research in Science and Engineering (from National Science Teachers Association)	UW-La Crosse	16,598	0
12.630	DMDII-15-15-02	Basic, Applied, and Advanced Research in Science and Engineering (from General Electric Company)	UW-Madison	27,175	0
12.800		Air Force Defense Research Sciences Program (from Computherm)	UW-Madison	34,367	0
12.800	RC108022UW	Air Force Defense Research Sciences Program (from Michigan State University)	UW-Madison	286,313	0
12.800	19-000271	Air Force Defense Research Sciences Program (from SRI International)	UW-Madison	134,940	0
12.800	3004458865	Air Force Defense Research Sciences Program (from University of Michigan)	UW-Madison	19,792	0
12.800	A005720603	Air Force Defense Research Sciences Program (from University of Minnesota)	UW-Madison	91,073	0
12.800		Air Force Defense Research Sciences Program (from University of New Mexico)	UW-Madison	12,801	0
12.800	0026682 (407737-1)	Air Force Defense Research Sciences Program (from University of Pittsburgh)	UW-Madison	(28,461)	0
12.800	10038423-S1	Air Force Defense Research Sciences Program (from University of Utah)	UW-Madison	155,647	0
12.910	P010188180	Research and Technology Development (from Leidos Biomedical Research)	UW-Madison	95,620	0
12.910	P.O. 68751	Research and Technology Development (from Massachusetts Institute of Technology)	UW-Madison	285,586	0

STATE OF WISCONSIN
SCHEDULE OF EXPENDITURES OF FEDERAL AWARDS
FOR THE YEAR ENDED JUNE 30, 2019

CFDA NUMBER	OTHER IDENTIFYING NUMBER	FEDERAL PROGRAM	STATE AGENCY OR UW INSTITUTION	EXPENDITURES	AMOUNT PROVIDED TO SUBRECIPIENTS
<i>RESEARCH AND DEVELOPMENT (R&D) CLUSTER</i>					
12.910		Research and Technology Development (from University of Southern California)	UW-Madison	23,553	0
12.910		Research and Technology Development (from Wisconsin Engine Research Consultants)	UW-Madison	164,150	0
N/A	12.16/08/06	Fort McCoy Flora (from Colorado State University)	UW-La Crosse	4,972	0
N/A	12.PO 8140000991	Atomic Magnetometer for Biological Imaging in Earth's Native Terrain (from Northrop Grumman Corporation)	UW-Madison	168,203	0
N/A	12.GT S15-02	Calculating & Understanding Resources Bounds to Detect Space/Time Vulnerabilities (from Grammatech Inc)	UW-Madison	300,733	0
N/A	12.69095231	Clinical Trial (from University of Southern California)	UW-Madison	350	0
N/A	12.15026-503665-DS	Coupling Si/SiGe Gated Quantum Dots to Superconducting Waveguide Cavities (from HRL Laboratories)	UW-Madison	356,878	0
N/A	12.P313879	DARPA FunDesign (from Palo Alto Research Center)	UW-Madison	74,685	0
N/A	12.27-001438	DARPA-Big Mechanism (from SRI International)	UW-Madison	(9,338)	0
N/A	12.70052334	Effects of Traumatic Brain Injury & Post-Traumatic Stress Disorder on Alzheimers Disease in Veterans with Mild Cognitive Impairment Using the Alzheimer'S Disease Neuroimaging Initiative (from University of Southern California)	UW-Madison	2,122	0
N/A	12.WEI1872-06	Effects Of Traumatic Brain Injury And Post-Traumatic Stress Disorder And Alzheimers Disease On Brain Tau In Vietnam Veterans Using Adni (from University of Southern California)	UW-Madison	12,649	0
N/A	12.MSN223735	Grand Canyon: Compact Hyperspectral Infrared Sounding Interferometer (from Brandywine Photonics LLC)	UW-Madison	5,175	0
N/A	12.450522-19126	Homo SocioNeticus (from Virginia Polytechnic Institute & State University)	UW-Madison	139,582	0
N/A	12.DHP16C-004	Integrated System for Field, Clinic & Laboratory Preparation of Biological Specimens for Microscopy (from Microscopy Innovations)	UW-Madison	7,074	0
N/A	12.A10a-T007	Long-Term Reliable, High-Power Midwave-Infrared Quantum Cascade Lasers (from Intraband)	UW-Madison	107,415	0
N/A	12.D0164-01	Materials Modeling Tool for Alloy Design to Streamline the Development of High Temperature, High-Entropy Alloys for Advanced Propulsion Systems (from Directed Vapor Technologies International)	UW-Madison	15,122	0
N/A	12.AGMT 04/15/13	Monolithic Surface-Emitting Lasers (from Intraband)	UW-Madison	1,225	0
N/A	12.AGMT 11-04-15	Open-Label, Controlled, Randomized, Multicenter, Dose Escalation Study Of Stratagraft Skin Tissue as an Alternative to Autografting Full-Thickness Complex Skin Defects (from Stratatech)	UW-Madison	2,448	0
N/A	12.AGMT 06/26/18	Organosilicon Electrolytes to Enable Safe, High Energy Li-ion Batteries with Advanced Silicon Anodes (from Silatronix)	UW-Madison	99,245	0
N/A	12.A171-002-0041	Sealed High Power Density Electric Motors for Unmanned Aerial Systems (from C-Motive Technologies Inc)	UW-Madison	(25)	0
N/A	12.AGMT 08-26-16	STTR: Phase II: High-Power, Monolithic THz Sources via Difference Frequency Generation in Phase-Locked Arrays of Quantum Cascade Lasers (from Intraband)	UW-Madison	96,794	0
N/A	12.7000373072	Time-Resolved Observations of Precipitation Structure & Storm Intensity with a Constellation of Smallsats (from Massachusetts Institute of Technology)	UW-Madison	16,382	0
N/A	12.7000374781	Time-Resolved Observations of Precipitation Structure & Storm Intensity with a Constellation of Smallsats (from Massachusetts Institute of Technology)	UW-Madison	180,290	0
N/A	12.MSD005812	Ultrasensitive Multiplexed Laboratory Test for Clostridium Difficile Toxins (from Mesoscale Diagnostics)	UW-Madison	4,858	0
N/A	12.060803-361354-01	Vehicle Simulations (from Mississippi State University)	UW-Madison	252,527	0
N/A	12.0011-41143	BEAR Technology Evaluation and Integration Laboratory (from Eaton)	UW-Milwaukee	(22,010)	0
N/A	12.920.002	Broadband Low-frequency Imaging with Novel Generation (from University of Colorado-Denver)	UW-Milwaukee	46,568	0
N/A	12.S-001077	Treatment of Legacy & Emerging Fluoroalkyl Contaminants in Groundwater with Integrated Approaches (from University of California-Riverside)	UW-Milwaukee	87,514	0
N/A	12.W911NF-16-C-0116-UWSP	Long-term Reliable, High-power Midwave-Infrared Quantum Cascade Lasers-SBIR Phase II (from Intraband)	UW-Stevens Point	2,128	0
				5,826,627	0
TOTAL R&D FROM U.S. DEPARTMENT OF DEFENSE				36,385,413	7,612,095

STATE OF WISCONSIN
SCHEDULE OF EXPENDITURES OF FEDERAL AWARDS
FOR THE YEAR ENDED JUNE 30, 2019

CFDA NUMBER	OTHER IDENTIFYING NUMBER	FEDERAL PROGRAM	STATE AGENCY OR UW INSTITUTION	EXPENDITURES	AMOUNT PROVIDED TO SUBRECIPIENTS
<i>RESEARCH AND DEVELOPMENT (R&D) CLUSTER</i>					
U.S. DEPARTMENT OF HOUSING AND URBAN DEVELOPMENT:					
14.267		Research and Development (R&D) Subgrants: Continuum of Care Program (from Institute For Community Alliances)	UW-Madison	27,967	0
		Subtotal Research and Development (R&D) Subgrants		<u>27,967</u>	<u>0</u>
		TOTAL U.S. DEPARTMENT OF HOUSING AND URBAN DEVELOPMENT		<u>27,967</u>	<u>0</u>
U.S. DEPARTMENT OF INTERIOR:					
15.232		Wildland Fire Research and Studies	UW-Madison	255,267	20,302
15.560		SECURE Water Act – Research Agreements	UW-Madison	68,925	0
15.608		Fish and Wildlife Management Assistance	UW-Green Bay	9,305	0
15.608		Fish and Wildlife Management Assistance	UW-Stevens Point	162,529	37,000
		Total Federal Program 15.608		<u>171,834</u>	<u>37,000</u>
15.637		Migratory Bird Joint Ventures	UW-Stevens Point	33,693	1,589
15.640		Latin America and Caribbean Regional	UW-Madison	1,895	0
15.651		Central Africa Regional	UW-Madison	10,337	0
15.655		Migratory Bird Monitoring, Assessment and Conservation	UW-Oshkosh	5,845	0
15.662		Great Lakes Restoration	UW-Green Bay	26,053	0
15.662	F16AP01020	Great Lakes Restoration	UW-Stevens Point	38,505	0
		Total Federal Program 15.662		<u>64,558</u>	<u>0</u>
15.669		Cooperative Landscape Conservation	UW-Madison	2,186	1,508
15.678		Cooperative Ecosystem Studies Units	UW-Madison	93,646	22,972
15.678		Cooperative Ecosystem Studies Units	UW-Stevens Point	10,368	0
		Total Federal Program 15.678		<u>104,014</u>	<u>22,972</u>
15.805		Assistance to State Water Resources Research Institutes	UW-Madison	169,279	0
15.805		Assistance to State Water Resources Research Institutes (from UW-Madison)	UW-Milwaukee	14,005	0
15.805		Assistance to State Water Resources Research Institutes (from UW-Madison)	UW-Platteville	9,584	0
		Total Federal Program 15.805		<u>192,868</u>	<u>0</u>
15.807		Earthquake Hazards Program Assistance	UW-Madison	114,518	0
15.808		U.S. Geological Survey Research and Data Collection	UW-Madison	287,209	0
15.808		U.S. Geological Survey Research and Data Collection	UW-Platteville	7,982	0
		Total Federal Program 15.808		<u>295,191</u>	<u>0</u>
15.812		Cooperative Research Units	UW-Madison	439,820	0
15.812		Cooperative Research Units (from UW-Stevens Point)	UW-Madison	213,248	0
15.812		Cooperative Research Units (from UW-Stevens Point)	UW-Madison	36,311	0
15.812		Cooperative Research Units	UW-Stevens Point	215,725	0
		Total Federal Program 15.812		<u>905,104</u>	<u>0</u>
15.944		Natural Resource Stewardship	UW-Milwaukee	136,282	0
15.945		Cooperative Research and Training Programs – Resources of UW-Madison the National Park System		73,048	0
15.945		Cooperative Research and Training Programs – Resources of UW-Milwaukee the National Park System		3,879	0
		Total Federal Program 15.945		<u>76,927</u>	<u>0</u>
N/A	15.RD	R&D from Fish & Wildlife Service	UW-La Crosse	25,504	0
N/A	15.RD	R&D from Agricultural Research Service	UW-Madison	50,120	0
N/A	15.RD	R&D from Forest Service	UW-Madison	190,920	0
N/A	15.RD	R&D from US Geological Survey	UW-Madison	375,270	0
N/A	15.RD	R&D from Fish & Wildlife Service	UW-Stevens Point	23,469	9,868
		Subtotal Direct Research and Development (R&D) Grants		<u>3,104,727</u>	<u>93,239</u>
15.066		Research and Development (R&D) Subgrants: Tribal Great Lakes Restoration Initiative (from Menominee Indian Tribe of Wisconsin)	UW-Stevens Point	7,583	0

STATE OF WISCONSIN
SCHEDULE OF EXPENDITURES OF FEDERAL AWARDS
FOR THE YEAR ENDED JUNE 30, 2019

CFDA NUMBER	OTHER IDENTIFYING NUMBER	FEDERAL PROGRAM	STATE AGENCY OR UW INSTITUTION	EXPENDITURES	AMOUNT PROVIDED TO SUBRECIPIENTS
<i>RESEARCH AND DEVELOPMENT (R&D) CLUSTER</i>					
15.231	16-IGA-81784 CMS 102157	Fish, Wildlife and Plant Conservation Resource Management (from Colorado Department of Natural Resources)	UW-Madison	46,541	0
15.608	2015-05647-01	Fish and Wildlife Management Assistance (from University of Illinois-Urbana-Champaign)	UW-Milwaukee	4,315	0
15.608		Fish and Wildlife Management Assistance (from Northeast Aquatic Nuisance Species Council)	UW-Whitewater	1,557	0
15.628		Multistate Conservation Grant (from North Carolina State University)	UW-Madison	2,527	0
15.658	US-WI-392-6	Natural Resource Damage Assessment and Restoration (from Ducks Unlimited)	UW-Green Bay	40,560	0
15.658	ORSP6945;07/10/17	Natural Resource Damage Assessment and Restoration (from Fox River Green Bay Natural Resource Trustee)	UW-Stevens Point	514	0
15.662	US-WI-392-2	Great Lakes Restoration (from Ducks Unlimited)	UW-Green Bay	36,889	0
15.662	56218	Great Lakes Restoration (from National Fish & Wildlife Foundation)	UW-Parkside	19,829	0
15.805	W001020999	Assistance to State Water Resources Research Institutes (from University of Iowa)	UW-Milwaukee	66,999	0
15.808	168361	U.S. Geological Survey Research and Data Collection (from University of Connecticut)	UW-Milwaukee	38,387	0
15.815		National Land Remote Sensing Education Outreach and Research (from Americaview, Inc)	UW-Madison	16,777	0
15.820		National and Regional Climate Adaptation Science Centers (from University of Massachusetts-Amherst)	UW-Madison	24,563	0
15.820	12-007036	National and Regional Climate Adaptation Science Centers (from University of Massachusetts-Amherst)	UW-Madison	(2)	0
15.820	17-009597 A 00	National and Regional Climate Adaptation Science Centers (from University of Massachusetts-Amherst)	UW-Madison	48,011	0
Subtotal Research and Development (R&D) Subgrants				355,050	0
TOTAL R&D FROM U.S. DEPARTMENT OF THE INTERIOR				3,459,777	93,239
U.S. DEPARTMENT OF JUSTICE:					
16.560		National Institute of Justice Research, Evaluation, and Development Project Grants	UW-Madison	324,149	0
16.560		National Institute of Justice Research, Evaluation, and Development Project Grants (from Ohio University)	UW-Milwaukee	4,489	0
Total Federal Program 16.560				328,638	0
Research and Development (R&D) Subgrants:					
16.585		Drug Court Discretionary Grant Program (from Ashland County)	UW-Madison	24,201	0
16.738	#8579-1-2016-JA	Edward Byrne Memorial Justice Assistance Grant Program (from City of Madison)	UW-Madison	52,007	0
16.817	2016-AJ-BX-K042	Innovations in Community-Based Crime Reduction (from Medical College of Wisconsin)	UW-Milwaukee	13,686	0
16.838		Comprehensive Opioid Abuse Site-Based Program (from Waukesha County)	UW-Milwaukee	427	0
N/A	16.MEGA4-CHSRA- 2013-000	Automated Litigation Support (from Labat-Anderson Inc)	UW-Madison	55,252	0
N/A	16.MEGA4-CHSRA- 2013-000	Industry Consultant Support Services (from PAE Labat- Anderson LLC)	UW-Madison	170,201	0
Subtotal Research and Development (R&D) Subgrants:				315,774	0
TOTAL R&D FROM U.S. DEPARTMENT OF JUSTICE				644,412	0
U.S. DEPARTMENT OF STATE:					
19.017		Environmental and Scientific Partnerships and Programs (from UW-Milwaukee)	UW-Stevens Point	16,924	0
19.040		Public Diplomacy Programs	UW-La Crosse	2,249	0
19.040		Public Diplomacy Programs	UW-Madison	6,400	0
Total Federal Program 19.040				8,649	0
Subtotal Direct Research and Development (R&D) Grants				25,573	0
Research and Development (R&D) Subgrants:					
19.017		Environmental and Scientific Partnerships and Programs (from Great Lakes Fishery Commission)	UW-Milwaukee	15,185	0

STATE OF WISCONSIN
SCHEDULE OF EXPENDITURES OF FEDERAL AWARDS
FOR THE YEAR ENDED JUNE 30, 2019

CFDA NUMBER	OTHER IDENTIFYING NUMBER	FEDERAL PROGRAM	STATE AGENCY OR UW INSTITUTION	EXPENDITURES	AMOUNT PROVIDED TO SUBRECIPIENTS
<i>RESEARCH AND DEVELOPMENT (R&D) CLUSTER</i>					
19.017	2018-GOE-44077	Environmental and Scientific Partnerships and Programs (from Great Lakes Fishery Commission)	UW-Milwaukee	12,021	2,554
		Subtotal Research and Development (R&D) Subgrants		27,206	2,554
		TOTAL R&D FROM U.S. DEPARTMENT OF STATE		52,779	2,554
U.S. DEPARTMENT OF TRANSPORTATION:					
20.109		Air Transportation Centers of Excellence	UW-Madison	6,230	0
20.200		Highway Research and Development Program	UW-Madison	218,937	0
20.215		Highway Training and Education	UW-Madison	206,958	56,882
20.215		Highway Training and Education	UW-Milwaukee	4,517	0
		Total Federal Program 20.215		211,475	56,882
20.600		State and Community Highway Safety (from UW-Whitewater)	UW-Madison	12,443	0
20.819		Ballast Water Treatment Technologies	UW-Superior	1,028,937	0
N/A	20.RD	R&D from Forest Service	UW-Milwaukee	45	0
N/A	20.0072-39-26,0082-34-35	Traffic Operations & Safety (from UW-Madison)	UW-Milwaukee	(11,299)	0
N/A	20.RD (DTMA1H11002-	R&D from Maritime Administration	UW-Superior	300	0
		Subtotal Direct Research and Development (R&D) Grants		1,467,068	56,882
20.200	SG199416100	Research and Development (R&D) Subgrants: Highway Research and Development Program (from California State University-Long Beach)	UW-Madison	33,926	0
20.200	HR 03-125	Highway Research and Development Program (from National Academy of Sciences)	UW-Madison	101,902	37,165
20.600	8928-S-009 Task Order 12	State and Community Highway Safety (from Westat)	UW-Madison	12,282	0
20.701	60040605	University Transportation Centers Program (from Ohio State University)	UW-Madison	2,362	0
N/A	20.CTEDD 18-12	Autonomous Vehicles & their Potential to Shift Transit Ridership in Urban Areas (from University of Texas-Arlington)	UW-Madison	53,241	0
N/A	20.38507	Decision-Making Guide for Traffic Signal Phasing (from Vanasse Hangen Brustlin Inc)	UW-Madison	67,706	0
N/A	20.404-77-46A	Pavement Design Criteria (from Iowa State University)	UW-Madison	3,157	0
N/A	20.CTEDD 19-07 SG	Safety Effects of Transit Signal Priority (from University of Texas-Arlington)	UW-Madison	14,546	0
N/A	20.W000966673	Safety Research Using Simulation (from University of Iowa)	UW-Madison	101,126	0
N/A	20.W000966673 / 1001828772	Safety Research Using Simulation (from University of Iowa)	UW-Madison	170,583	0
N/A	20.TPF-5(295) Contract #19069	Smart Work Zone Deployment Initiative (from Iowa Department of Transportation)	UW-Madison	15,751	0
N/A	20.CTEDD 018-13	Union Rides: Harnessing the Shared Value of Commute Travel (from University of Texas-Arlington)	UW-Madison	27,715	0
N/A	20.6-36	Laboratory Validation of Concrete Bridge NDE System (from Engineering & Software Consultants Inc)	UW-Milwaukee	2,903	0
N/A	20.GS-10F-02-42L	Great Lakes Maritime Research Institute (from ABSG Consulting)	UW-Superior	3,801	0
		Subtotal Research and Development (R&D) Subgrants		611,001	37,165
		TOTAL R&D FROM U.S. DEPARTMENT OF DEFENSE		2,078,069	94,047
OFFICE OF PERSONNEL MANAGEMENT:					
27.011		Intergovernmental Personnel Act (IPA) Mobility Program	UW-Stout	33,027	0
N/A	27.W81G677961232	Intergovernmental Personnel Act (IPA) Mobility Program	UW-Stout	5,228	0
		Subtotal Direct Research and Development (R&D) Grants		38,255	0
		TOTAL R&D FROM OFFICE OF PERSONNEL MANAGEMENT		38,255	0
NATIONAL AERONAUTICS AND SPACE ADMINISTRATION					
43.001		Science	UW-Eau Claire	16,257	0
43.001		Science	UW-Madison	7,120,993	862,795
43.001		Science (from UW-Whitewater)	UW-Madison	48,176	0
43.001		Science	UW-Milwaukee	172,339	32,987
43.001		Science	UW-Whitewater	119,046	32,363
		Total Federal Program 43.001		7,476,811	928,145

STATE OF WISCONSIN
SCHEDULE OF EXPENDITURES OF FEDERAL AWARDS
FOR THE YEAR ENDED JUNE 30, 2019

CFDA NUMBER	OTHER IDENTIFYING NUMBER	FEDERAL PROGRAM	STATE AGENCY OR UW INSTITUTION	EXPENDITURES	AMOUNT PROVIDED TO SUBRECIPIENTS
<i>RESEARCH AND DEVELOPMENT (R&D) CLUSTER</i>					
43.003		Exploration	UW-Madison	129,742	0
43.007		Space Operations	UW-Madison	349,807	0
43.008		Education	UW-Whitewater	3,070	0
43.009		Cross Agency Support	UW-Madison	417,048	0
43.012		Space Technology	UW-Madison	106,732	0
N/A	43.RD	R&D from Jet Propulsion Laboratory	UW-Madison	271,382	0
N/A	43.RD	R&D from Jet Propulsion Laboratory	UW-Whitewater	7,927	0
				8,762,519	928,145
Research and Development (R&D) Subgrants:					
43.001	1(GG009396)	Science (from Columbia University)	UW-Madison	1,518	0
43.001	HC13197	Science (from East-West Center)	UW-Madison	19,702	0
43.001	HC13703	Science (from East-West Center)	UW-Madison	7,016	0
43.001		Science (from Florida International University)	UW-Madison	48,142	0
43.001	SC 3147	Science (from Search for Extraterrestrial Intelligence)	UW-Madison	48,749	0
43.001	AR6-17006A	Science (from Smithsonian Astrophysical Observatory)	UW-Madison	25,894	0
43.001	DD7-18091X	Science (from Smithsonian Astrophysical Observatory)	UW-Madison	6,361	0
43.001	PF6-170149	Science (from Smithsonian Astrophysical Observatory)	UW-Madison	12,165	0
43.001	TM6-17010A	Science (from Smithsonian Astrophysical Observatory)	UW-Madison	20,111	0
43.001		Science (from Southeastern Universities Research Association)	UW-Madison	138,607	0
43.001	731	Science (from Space Science Institute)	UW-Madison	23,310	0
43.001		Science (from Space Telescope Science Institute)	UW-Madison	32,758	0
43.001	HST-AR-14588-001-A	Science (from Space Telescope Science Institute)	UW-Madison	49,360	0
43.001	HST-GO-14807.006-	Science (from Space Telescope Science Institute)	UW-Madison	870	0
43.001	HST-GO-13723-003-	Science (from Space Telescope Science Institute)	UW-Madison	8	0
43.001	HST-GO-14066-002-	Science (from Space Telescope Science Institute)	UW-Madison	2,541	0
43.001	HST-GO-14240-001-	Science (from Space Telescope Science Institute)	UW-Madison	(4,393)	0
43.001	HST-GO-14265-002	Science (from Space Telescope Science Institute)	UW-Madison	59,720	0
43.001	HST-GO-14268-006-	Science (from Space Telescope Science Institute)	UW-Madison	12,609	0
43.001		Science (from University Of California-Berkeley)	UW-Madison	41,480	0
43.001	1554611	Science (from University of Colorado-Boulder)	UW-Madison	116,831	0
43.001		Science (from University of Houston)	UW-Madison	4,793	0
43.001	R-16-0021	Science (from University of Houston)	UW-Madison	9,666	0
43.001	R-18-0039	Science (from University of Houston)	UW-Madison	31,744	0
43.001		Science (from University of Iowa)	UW-Madison	25,266	0
43.001	54295-Z6059206	Science (from University of Maryland)	UW-Madison	98,762	0
43.001	0000016759	Science (from University of Maryland-Baltimore)	UW-Madison	510,965	0
43.001	2016-31	Science (from University of Oklahoma)	UW-Madison	4,509	0
43.001		Science (from Wisconsin Space Grant Consortium)	UW-Superior	(2,567)	0
43.002	60061597/RF014906	Aeronautics (from Ohio State University)	UW-Madison	259,604	78,366
43.003		Exploration (from Baylor College of Medicine)	UW-Madison	159,012	0
43.003	G-00066-2	Exploration (from Colorado State University)	UW-Madison	83,269	0
43.008		Education (from Wisconsin Space Grant Consortium)	UW-La Crosse	21,383	0
43.008	NNX15AJ12H-367642	Education (from Wisconsin Space Grant Consortium)	UW-La Crosse	(2,140)	0
43.008	NNX15AJ12H-367667	Education (from Wisconsin Space Grant Consortium)	UW-La Crosse	(6,425)	0
43.008	HU-160019	Education (from Hampton University)	UW-Madison	231,490	0
43.008		Education (from Wisconsin Space Grant Consortium)	UW-Madison	9,914	0
43.008		Education (from Wisconsin Space Grant Consortium)	UW-Milwaukee	10,142	0
43.008	RIP17 8.0	Education (from Wisconsin Space Grant Consortium)	UW-Parkside	(766)	0
43.008	Subaward NASA WSGC	Education (from Carthage College)	UW-River Falls	3,332	0
43.008		Education (from Wisconsin Space Grant Consortium)	UW-Whitewater	4,521	0
43.008	WSGC-RTG-2018	Education (from Wisconsin Space Grant Consortium)	UW-Whitewater	5,698	0
N/A	43.1521707	A-Train Ice Cloud Retrievals (from California Institute of Technology)	UW-Madison	41,594	0
N/A	43.21606-16-033	CERES FM 1-5 Science & Technical Support (from Science Systems & Applications Inc)	UW-Madison	50,342	0
N/A	43.G-3969-1	CloudSat Science (from Colorado State University)	UW-Madison	189,897	0
N/A	43.80NSSC18C0138	DAGMC Integration into RSim Simulation Software (from Tech-X Corporation)	UW-Madison	57,124	0
N/A	43.JWST-ERS-01373.008-A	ERS Observations of the Jovian System (from Space Telescope Science Institute)	UW-Madison	959	0
N/A	43.HST-GO-14728.001-A	Hearts Of Darkness: Compact Obscured Nuclei In S0/A Galaxies (from Space Telescope Science Institute)	UW-Madison	7,312	0

STATE OF WISCONSIN
SCHEDULE OF EXPENDITURES OF FEDERAL AWARDS
FOR THE YEAR ENDED JUNE 30, 2019

CFDA NUMBER	OTHER IDENTIFYING NUMBER	FEDERAL PROGRAM	STATE AGENCY OR UW INSTITUTION	EXPENDITURES	AMOUNT PROVIDED TO SUBRECIPIENTS
<i>RESEARCH AND DEVELOPMENT (R&D) CLUSTER</i>					
N/A	43.HST-HF2-51400.001-A	Hubble Fellowship (from Space Telescope Science Institute)	UW-Madison	238,523	0
N/A	43.UFDSP00011818	Landscapes in Flux in Rural India (from University of Florida)	UW-Madison	60,871	0
N/A	43.HST-GO-14044.006-A	Longitude-resolved Maps of Neptune's Radio Emission (from Space Telescope Science Institute)	UW-Madison	147	0
N/A	43.HST-GO-14045.008-A	Longitude-resolved Maps of Uranus' Radio Emission (from Space Telescope Science Institute)	UW-Madison	1,018	0
N/A	43.HST-GO-14772.001-A	Observing Gas in Cosmic Web Filaments to Constrain Simulations of Cosmic Structure Formation (from Space Telescope Science Institute)	UW-Madison	148,048	0
N/A	43.MTS-UWI-09242015	Planetary Mission Program Office Venera-D Science Definition Team Support (from MTS Systems)	UW-Madison	5,081	0
N/A	43.SSAI TDN M.001A	Science & Technical Support (from Science Systems & Applications Inc)	UW-Madison	103,434	0
N/A	43.MTS-UWI-09242015	Subject Matter Expertise Services (from Manufacturing Technical Solutions Inc)	UW-Madison	46,505	0
N/A	43.HST-GO-15313.002-A	The AGN Impact on the Circumgalactic Medium of Cen A (from Space Telescope Science Institute)	UW-Madison	16,842	0
N/A	43.SC 3230	WFIRST Starshade Evaluation (from Search for Extraterrestrial Intelligence)	UW-Madison	81,387	0
N/A	43.HST-GO-14632.001-A	Lyman-alpha Imaging at ~20 pc Resolution in a Low Mass Lensed Galaxy at z=1.85 (from Space Telescope Science Institute)	UW-Milwaukee	6,496	0
N/A	43.HST-GO-1493.003-A	Stellar Populations in a Lensed Galaxy (from Space Telescope Science Institute)	UW-Milwaukee	883	0
N/A	43.80NSSC18C0106	NASA Biological & Biochemical (from Photonic Cleaning Technologies LLC)	UW-Platteville	146,571	0
Subtotal Research and Development (R&D) Subgrants				3,328,565	78,366
TOTAL R&D FROM NATIONAL AERONAUTICS AND SPACE ADMINISTRATION				12,091,084	1,006,511
NATIONAL FOUNDATION ON THE ARTS AND THE HUMANITIES:					
45.129		Promotion of the Humanities Federal/State Partnership	UW-Whitewater	1,131	0
45.149		Promotion of the Humanities Division of Preservation and Access	UW-Madison	165,691	0
45.160		Promotion of the Humanities Fellowships and Stipends	UW-Madison	46,654	0
45.161		Promotion of the Humanities Research	UW-Madison	183,212	0
45.162		Promotion of the Humanities Teaching and Learning Resources and Curriculum Development	UW-Superior	11,986	0
45.169		Promotion of the Humanities Office of Digital Humanities	UW-Madison	40,495	0
45.312		National Leadership Grants	UW-Madison	184,278	116,395
45.312		National Leadership Grants	UW-Milwaukee	232,158	68,195
Total Federal Program 45.312				416,436	184,590
N/A	45.PY-258633-18	The Sounds of Eau Claire "History Harvest"	UW-Eau Claire	3,527	0
Subtotal Direct Research and Development (R&D) Grants				869,132	184,590
Research and Development (R&D) Subgrants:					
45.301		Museums for America (from Childrens Museum of Pittsburgh)	UW-Madison	28,949	0
45.301	AGMT 01/12/18	Museums for America (from Milwaukee Public Museum)	UW-Milwaukee	16,909	0
45.312		National Leadership Grants (from Indiana University)	UW-Milwaukee	14,176	0
Subtotal Research and Development (R&D) Subgrants				60,034	0
TOTAL R&D FROM NATIONAL FOUNDATION ON THE ARTS AND THE HUMANITIES				929,166	184,590
NATIONAL SCIENCE FOUNDATION:					
47.041		Engineering	UW-Eau Claire	111,674	0
47.041		Engineering	UW-Madison	6,201,027	258,582
47.041		Engineering (from UW-Milwaukee)	UW-Madison	83,464	0
47.041		Engineering	UW-Milwaukee	1,255,886	99,895
47.041		Engineering	UW-Platteville	28,397	0
47.041		Engineering	UW-Stout	82,699	10,890
Total Federal Program 47.041				7,763,147	369,367

STATE OF WISCONSIN
SCHEDULE OF EXPENDITURES OF FEDERAL AWARDS
FOR THE YEAR ENDED JUNE 30, 2019

CFDA NUMBER	OTHER IDENTIFYING NUMBER	FEDERAL PROGRAM	STATE AGENCY OR UW INSTITUTION	EXPENDITURES	AMOUNT PROVIDED TO SUBRECIPIENTS
<i>RESEARCH AND DEVELOPMENT (R&D) CLUSTER</i>					
47.049	1809532	Mathematical and Physical Sciences	UW-Eau Claire	40,076	0
47.049		Mathematical and Physical Sciences	UW-Eau Claire	297,985	0
47.049		Mathematical and Physical Sciences	UW-La Crosse	65,694	0
47.049		Mathematical and Physical Sciences	UW-Madison	23,575,585	4,363,635
47.049		Mathematical and Physical Sciences	UW-Milwaukee	6,300,679	3,077,416
47.049		Mathematical and Physical Sciences (from UW-Madison)	UW-Milwaukee	278,258	0
47.049		Mathematical and Physical Sciences	UW-Oshkosh	529	0
47.049		Mathematical and Physical Sciences	UW-River Falls	68,142	0
47.049		Mathematical and Physical Sciences	UW-Stevens Point	132,043	0
Total Federal Program 47.049				30,758,991	7,441,051
47.050		Geosciences (from UW-Madison)	UW Extension	3,425	0
47.050		Geosciences	UW-Green Bay	16,419	0
47.050		Geosciences	UW-Madison	13,077,011	964,904
47.050		Geosciences (from UW-Milwaukee)	UW-Madison	713	0
47.050		Geosciences	UW-Milwaukee	706,510	26,673
47.050		Geosciences	UW-Oshkosh	9,339	0
47.050		Geosciences	UW-River Falls	84,610	0
47.050		Geosciences	UW-Superior	25,043	0
Total Federal Program 47.050				13,923,070	991,577
47.070		Computer and Information Science and Engineering	UW-Madison	9,533,220	236,569
47.070		Computer and Information Science and Engineering	UW-Milwaukee	191,539	0
47.070		Computer and Information Science and Engineering	UW-River Falls	12,338	0
47.070		Computer and Information Science and Engineering	UW-Stout	94,255	0
Total Federal Program 47.070				9,831,352	236,569
47.074		Biological Sciences	UW-Eau Claire	34,730	0
47.074	1457439	Biological Sciences	UW-La Crosse	27,739	0
47.074		Biological Sciences	UW-Madison	11,615,229	941,884
47.074		Biological Sciences	UW-Milwaukee	652,902	19,782
47.074		Biological Sciences (from UW-Madison)	UW-Stevens Point	(15)	0
47.074		Biological Sciences	UW-Stout	27,575	0
47.074		Biological Sciences	UW-Whitewater	5,399	0
Total Federal Program 47.074				12,363,559	961,666
47.075		Social, Behavioral, and Economic Sciences	UW-La Crosse	2,123	0
47.075		Social, Behavioral, and Economic Sciences	UW-Madison	1,731,244	104,586
47.075		Social, Behavioral, and Economic Sciences	UW-Milwaukee	156,066	0
47.075		Social, Behavioral, and Economic Sciences	UW-Platteville	9,113	0
47.075		Social, Behavioral, and Economic Sciences	UW-Stout	93,264	0
Total Federal Program 47.075				1,991,810	104,586
47.076		Education and Human Resources (from UW-Madison)	UW Extension	31,680	0
47.076		Education and Human Resources (from UW-Madison)	UW-Eau Claire	15,501	0
47.076	HRD-1400815	Education and Human Resources (from UW-Madison)	UW-Eau Claire	6,304	0
47.076		Education and Human Resources	UW-La Crosse	42,963	0
47.076	1452782	Education and Human Resources	UW-La Crosse	10,986	0
47.076		Education and Human Resources (from UW-Madison)	UW-La Crosse	1,800	0
47.076	1400815	Education and Human Resources (from UW-Madison)	UW-La Crosse	3,600	0
47.076		Education and Human Resources	UW-Madison	8,182,632	1,701,053
47.076		Education and Human Resources	UW-Milwaukee	862,031	39,821
47.076		Education and Human Resources (from UW-Madison)	UW-Milwaukee	75,203	0
47.076		Education and Human Resources (from UW-River Falls)	UW-Milwaukee	22,071	0
47.076		Education and Human Resources	UW-Oshkosh	45,578	0
47.076		Education and Human Resources	UW-Platteville	349,703	0
47.076		Education and Human Resources	UW-River Falls	379,416	41,199
47.076		Education and Human Resources (from UW-Madison)	UW-Whitewater	31,644	0
Total Federal Program 47.076				10,061,112	1,782,073
47.078		Polar Programs (from UW-Madison)	UW-River Falls	123,791	0
47.079		Office of International Science and Engineering	UW-Eau Claire	4,884	0
47.079		Office of International Science and Engineering	UW-Milwaukee	66,075	0
Total Federal Program 47.079				70,959	0

STATE OF WISCONSIN
SCHEDULE OF EXPENDITURES OF FEDERAL AWARDS
FOR THE YEAR ENDED JUNE 30, 2019

CFDA NUMBER	OTHER IDENTIFYING NUMBER	FEDERAL PROGRAM	STATE AGENCY OR UW INSTITUTION	EXPENDITURES	AMOUNT PROVIDED TO SUBRECIPIENTS
<i>RESEARCH AND DEVELOPMENT (R&D) CLUSTER</i>					
47.080		Office of Cyberinfrastructure	UW-Madison	66,821	0
47.083		Office of Integrative Activities	UW-Madison	19,926	0
N/A	47.IPA	Interagency Personnel Agreements	UW-Madison	125,039	0
N/A	47.IPA	Intergovernmental Personnel Assignment	UW-Madison	(115)	0
N/A	47.1758606	Arch Networks	UW-Milwaukee	21,813	0
N/A	47.IPA	Interagency Personnel Agreement	UW-Milwaukee	323,199	0
Subtotal Research and Development (R&D) Direct Grants				87,444,474	11,886,889
Research and Development (R&D) Subgrants:					
47.041		Engineering (from Georgia Institute of Technology)	UW-Madison	42,501	0
47.041	RJ375-G3	Engineering (from Georgia Institute of Technology)	UW-Madison	616,765	0
47.041	I9 70048 23	Engineering (from Iowa State University)	UW-Madison	103,157	0
47.041		Engineering (from Quantlogic)	UW-Madison	19,898	0
47.041	Agr Dtd 5-8-14	Engineering (from Quantlogic)	UW-Madison	10,620	0
47.041	AGMT 03/21/18	Engineering (from Synvitrobio)	UW-Madison	98,420	0
47.041	02381-UWM	Engineering (from University of Akron)	UW-Madison	34,688	0
47.041		Engineering (from University of Massachusetts)	UW-Madison	3,391	0
47.041	2016-36	Engineering (from University of Oklahoma)	UW-Madison	118,127	0
47.041	UTA17-001037	Engineering (from University of Texas-Austin)	UW-Madison	18,607	0
47.041	WU-17-127	Engineering (from Washington University)	UW-Madison	87,671	0
47.041	1MIL113548	Engineering (from AquaMetals LLC)	UW-Milwaukee	90,974	0
47.041		Engineering (from Safeli LLC)	UW-Milwaukee	3,275	0
47.041	007727-020	Engineering (from University of Cincinnati)	UW-Milwaukee	65,579	0
47.041	41262-Z9280101	Engineering (from University of Maryland)	UW-Milwaukee	616	0
47.041	17-417-UWM	Engineering (from West Virginia University)	UW-Milwaukee	183,099	0
47.049		Mathematical and Physical Sciences (from American Physical Society)	UW-Madison	9,979	0
47.049	68D-1094589	Mathematical and Physical Sciences (from California Institute of Technology)	UW-Madison	32,199	0
47.049		Mathematical and Physical Sciences (from Cornell University)	UW-Madison	52,291	0
47.049		Mathematical and Physical Sciences (from Emory University)	UW-Madison	184,318	0
47.049	T849813	Mathematical and Physical Sciences (from Emory University)	UW-Madison	21,457	0
47.049		Mathematical and Physical Sciences (from Georgia Institute of Technology)	UW-Madison	48,518	0
47.049		Mathematical and Physical Sciences (from Princeton University)	UW-Madison	1,118	0
47.049	SUB0000186	Mathematical and Physical Sciences (from Princeton University)	UW-Madison	460,879	0
47.049	45158038	Mathematical and Physical Sciences (from University of California-San Diego)	UW-Madison	118,809	0
47.049	PO#S9000465	Mathematical and Physical Sciences (from University of California-San Diego)	UW-Madison	306,385	0
47.049		Mathematical and Physical Sciences (from University of Chicago)	UW-Madison	268,192	0
47.049	25-0521-0184-023	Mathematical and Physical Sciences (from University of Nebraska)	UW-Madison	16,906	0
47.049		Mathematical and Physical Sciences (from University of Puerto Rico)	UW-Madison	20,324	0
47.049	UWSC6716 - BPO4494	Mathematical and Physical Sciences (from University of Washington)	UW-Madison	(293)	0
47.049	NSF094-01	Mathematical and Physical Sciences (from Santa Clara University)	UW-Milwaukee	10,318	0
47.049	17-419-UMW	Mathematical and Physical Sciences (from West Virginia University Research Corporation)	UW-Milwaukee	(1,562)	0
47.049	68D-1094590	Mathematical and Physical Sciences (from California Institute of Technology)	UW-Oshkosh	434	0
47.049		Mathematical and Physical Sciences (from Union College)	UW-Stevens Point	1,714	0
47.050		Geosciences (from Columbia University)	UW-Madison	19,711	0
47.050	1377 - 1377R42	Geosciences (from Dartmouth College)	UW-Madison	2,384,634	0
47.050		Geosciences (from Field Museum of Natural History)	UW-Madison	12,116	0
47.050	PO-0000043240	Geosciences (from Louisiana State University)	UW-Madison	1,236	0
47.050	5710004156	Geosciences (from Massachusetts Institute of Technology)	UW-Madison	11,527	0
47.050	S1693B-A	Geosciences (from Oregon State University)	UW-Madison	(20)	0
47.050		Geosciences (from Pennsylvania State University)	UW-Madison	882	0
47.050	61638968-118040	Geosciences (from Stanford University)	UW-Madison	2,747	0
47.050		Geosciences (from University Corporation for Atmospheric Research)	UW-Madison	740	0

STATE OF WISCONSIN
SCHEDULE OF EXPENDITURES OF FEDERAL AWARDS
FOR THE YEAR ENDED JUNE 30, 2019

CFDA NUMBER	OTHER IDENTIFYING NUMBER	FEDERAL PROGRAM	STATE AGENCY OR UW INSTITUTION	EXPENDITURES	AMOUNT PROVIDED TO SUBRECIPIENTS
<i>RESEARCH AND DEVELOPMENT (R&D) CLUSTER</i>					
47.050	Z14-12710	Geosciences (from University Corporation for Atmospheric Research)	UW-Madison	102,595	0
47.050	Z16-21929	Geosciences (from University Corporation for Atmospheric Research)	UW-Madison	818	0
47.050	479483-19126	Geosciences (from Virginia Polytechnic Institute & State University)	UW-Madison	25,670	0
47.050	21(GG009393)	Geosciences (from Columbia University)	UW-Milwaukee	4,907	0
47.050		Geosciences (from New York University)	UW-Milwaukee	79,040	0
47.070		Computer and Information Science and Engineering (from University of Notre Dame)	UW Extension	500	0
47.070	1720-206-2009949	Computer and Information Science and Engineering (from Clemson University)	UW-Madison	20,746	0
47.070	1972-206-2011526	Computer and Information Science and Engineering (from Clemson University)	UW-Madison	40,205	0
47.070		Computer and Information Science and Engineering (from Computing Research Association)	UW-Madison	12,308	0
47.070		Computer and Information Science and Engineering (from Indiana University)	UW-Madison	131,835	0
47.070	BL-4812511-UW	Computer and Information Science and Engineering (from Indiana University)	UW-Madison	215,457	0
47.070		Computer and Information Science and Engineering (from Internet2)	UW-Madison	16,052	0
47.070		Computer and Information Science and Engineering (from Maine Mathematics And Science Alliance)	UW-Madison	45,141	0
47.070		Computer and Information Science and Engineering (from Princeton University)	UW-Madison	404,857	0
47.070		Computer and Information Science and Engineering (from Raytheon Company)	UW-Madison	(2,536)	0
47.070	69069163	Computer and Information Science and Engineering (from University of California-San Diego)	UW-Madison	49,335	0
47.070	UFDSP00010407 - 00117548	Computer and Information Science and Engineering (from University of Florida)	UW-Madison	79,028	0
47.070	087856-16495	Computer and Information Science and Engineering (from University of Illinois-Urbana-Champaign)	UW-Madison	41,125	0
47.070	88468852	Computer and Information Science and Engineering (from University of Southern California)	UW-Madison	55,384	0
47.070	10034358-WISCMD	Computer and Information Science and Engineering (from University of Utah)	UW-Madison	46,607	0
47.070	10045119-WISCMD	Computer and Information Science and Engineering (from University of Utah)	UW-Madison	96,762	0
47.070	Computer Science Ed Milw Schls	Computer and Information Science and Engineering (from Marquette University)	UW-Milwaukee	29,040	0
47.070	Stipends/Part Costs Comp Sci E	Computer and Information Science and Engineering (from Marquette University)	UW-Milwaukee	6,098	0
47.074	67183-10108	Biological Sciences (from Cornell University)	UW-Madison	102,165	0
47.074		Biological Sciences (from Field Museum of Natural History)	UW-Madison	14,791	0
47.074	RC108100UW	Biological Sciences (from Michigan State University)	UW-Madison	254,135	0
47.074	S1950A-A	Biological Sciences (from Oregon State University)	UW-Madison	3,891	0
47.074	UA18-008	Biological Sciences (from University of Alabama-Tuscaloosa)	UW-Madison	4,475	0
47.074	RR272-828-S001217	Biological Sciences (from University of Georgia)	UW-Madison	34,250	0
47.074		Biological Sciences (from University of Minnesota)	UW-Madison	37,843	0
47.074	N004586501	Biological Sciences (from University of Minnesota)	UW-Madison	(2,972)	0
47.074	25-2805-0114-003	Biological Sciences (from University of Nebraska)	UW-Madison	(153)	0
47.074	1003260A	Biological Sciences (from University of Wyoming)	UW-Madison	126,626	0
47.074	132249-G003775	Biological Sciences (from Washington State University)	UW-Madison	239,740	0
47.074	6223-1	Biological Sciences (from Hauptman-Woodward Medical Research Institute)	UW-Milwaukee	38	0
47.074	6226-1	Biological Sciences (from Hauptman-Woodward Medical Research Institute)	UW-Milwaukee	40,402	0
47.074	RFO1417781	Biological Sciences (from Ohio State University)	UW-Milwaukee	11,449	0
47.074	R877471	Biological Sciences (from State University of New York-Buffalo)	UW-Milwaukee	670,232	0
47.074		Biological Sciences (from Bird Conservancy of the Rockies)	UW-Stevens Point	2,256	0
47.074	BEI: NEON Bird Surveys 18-20	Biological Sciences (from Bird Conservancy of the Rockies)	UW-Stevens Point	8,204	0
47.074		Biological Sciences (from Hampden-Sydney College)	UW-Stout	978	0
47.075	BL-4826940-WISC	Social, Behavioral, and Economic Sciences (from Indiana University)	UW-Madison	51,108	0

STATE OF WISCONSIN
SCHEDULE OF EXPENDITURES OF FEDERAL AWARDS
FOR THE YEAR ENDED JUNE 30, 2019

CFDA NUMBER	OTHER IDENTIFYING NUMBER	FEDERAL PROGRAM	STATE AGENCY OR UW INSTITUTION	EXPENDITURES	AMOUNT PROVIDED TO SUBRECIPIENTS
<i>RESEARCH AND DEVELOPMENT (R&D) CLUSTER</i>					
47.075	2003123172	Social, Behavioral, and Economic Sciences (from Johns Hopkins University)	UW-Madison	164,255	0
47.075	3048112470-18-255	Social, Behavioral, and Economic Sciences (from University of Kentucky Research Foundation)	UW-Madison	13,416	0
47.076	AGMT 07/25/17	Education and Human Resources (from American Educational Research Association)	UW-Madison	6,897	0
47.076	IGEN Sub APS 4_18	Education and Human Resources (from American Physical Society)	UW-Madison	16,902	0
47.076	4569-UWM-01	Education and Human Resources (from Boston Museum of Science)	UW-Madison	30,723	0
47.076	AGMT 08/01/17	Education and Human Resources (from Council of Graduate Schools)	UW-Madison	25,097	0
47.076		Education and Human Resources (from Drexel University)	UW-Madison	5,022	0
47.076		Education and Human Resources (from Milwaukee School of Engineering)	UW-Madison	(2,506)	0
47.076	513147	Education and Human Resources (from Teachers College at Columbia University)	UW-Madison	127,570	0
47.076	259440-UWI	Education and Human Resources (from Temple University)	UW-Madison	4,836	0
47.076	44484	Education and Human Resources (from TERC)	UW-Madison	128,937	0
47.076	SA07527269 PO 54079	Education and Human Resources (from University of Maryland)	UW-Madison	58,548	0
47.076		Education and Human Resources (from University of Rhode Island)	UW-Madison	19,262	0
47.076	UTA17-000763	Education and Human Resources (from University of Texas-Austin)	UW-Madison	5,370	0
47.076	770-040	Education and Human Resources (from Business-Higher Education Forum)	UW-Milwaukee	98,631	0
47.076		Education and Human Resources (from Carthage College)	UW-Milwaukee	14,284	0
47.076	DUE-1726249	Education and Human Resources (from The California State University-Chico Research Foundation)	UW-River Falls	73,690	0
47.080	33529596	Office of Cyberinfrastructure (from University of California-San Diego)	UW-Madison	6,303	0
47.083	115707	Integrative Activities (from University of Connecticut)	UW-Madison	88,117	0
47.083		Integrative Activities (from University of Missouri-Columbia)	UW-Madison	4,343	0
47.083	44K-1096617	Integrative Activities (from California Institute of Technology)	UW-Milwaukee	31,404	0
		Subtotal Research and Development (R&D) Subgrants		9,504,480	0
		TOTAL R&D FROM NATIONAL SCIENCE FOUNDATION		96,948,954	11,886,889
U.S. ENVIRONMENTAL PROTECTION AGENCY:					
66.461		Regional Wetland Program Development Grants	UW-Madison	5,425	0
66.468		Capitalization Grants for Drinking Water State Revolving Funds (from UW Extension)	UW-Madison	32,702	0
66.472		Beach Monitoring and Notification Program Implementation Grants	UW-Oshkosh	9,213	0
66.509		Science To Achieve Results (STAR) Research Program	UW-Madison	751,033	90,367
66.708		Pollution Prevention Grants Program	UW-Madison	66,940	0
N/A	66.MSN208617	Training the Next Generation of Scientists to Protect Human Health & the Environment	UW-Madison	7,247	0
		Subtotal Research and Development (R&D) Direct Grants		872,560	90,367
		Research and Development (R&D) Subgrants:			
66.469	FDP CRC Subaward #F62951	Great Lakes Program (from Central Michigan University)	UW-Green Bay	65,811	0
66.469	Agreement Executed 8/13/15	Great Lakes Program (from Fox Wolf Watershed Alliance)	UW-Green Bay	191,438	0
66.469	Federal Award ID #00E01450	Great Lakes Program (from Green Bay Metropolitan Sewerage District)	UW-Green Bay	10,583	0
66.469		Great Lakes Program (from University of Windsor)	UW-River Falls	46,845	0
66.469		Great Lakes Program (from Great Lakes Indian Fish & Wildlife Commission)	UW-Superior	23,175	0
66.469		Great Lakes Program (from Minnesota Department of Natural Resources)	UW-Superior	15,880	0
66.469		Great Lakes Program (from University of Minnesota)	UW-Superior	28,983	0
66.469	66. GL-00E01980	Great Lakes Program (from University of Minnesota)	UW-Superior	3,070	0
66.509	H003643701	Science To Achieve Results (STAR) Research Program (from University of Minnesota)	UW-Madison	44,794	0
66.509	RC105227UWM	Science To Achieve Results (STAR) Research Program (from Michigan State University)	UW-Milwaukee	(6,888)	0

STATE OF WISCONSIN
SCHEDULE OF EXPENDITURES OF FEDERAL AWARDS
FOR THE YEAR ENDED JUNE 30, 2019

CFDA NUMBER	OTHER IDENTIFYING NUMBER	FEDERAL PROGRAM	STATE AGENCY OR UW INSTITUTION	EXPENDITURES	AMOUNT PROVIDED TO SUBRECIPIENTS
<i>RESEARCH AND DEVELOPMENT (R&D) CLUSTER</i>					
66.509		Science To Achieve Results (STAR) Research Program (from University of Vermont)	UW-Milwaukee	21,666	0
66.605		Performance Partnership Grants (from Red Lake Band of Chippewa Indians)	UW-Superior	700	0
N/A	66.GL00E01450	Managed Grazing - Paired Field Monitoring (from Green Bay Metropolitan Sewerage District)	UW-Green Bay	40,329	0
N/A	66.4-312-0216377	Analysis, Economic Modeling & Clean Air Act Issues (from RTI International)	UW-Madison	59,778	0
N/A	66.GL00E01452	Mercury & Moisture Analysis (from Great Lakes Indian Fish & Wildlife Commission)	UW-Superior	72	0
N/A	66.AAG3987	Metals Testing of Various Food Sources (from Great Lakes Indian Fish & Wildlife Commission)	UW-Superior	16,033	0
Subtotal Research and Development (R&D) Subgrants				562,269	0
TOTAL R&D FROM U.S. ENVIRONMENTAL PROTECTION AGENCY				1,434,829	90,367
U.S. NUCLEAR REGULATORY COMMISSION:					
77.008		U.S. Nuclear Regulatory Commission Scholarship and Fellowship Program	UW-Madison	458,298	0
N/A	77.31310018P0069	Effectiveness of Surface Covers for Controlling Fluxes of Water & Radon at Disposal Facilities for Uranium Mill Tailings	UW-Madison	19,998	0
N/A	77.NRC-HQ-60-16-E-0001	Research and Technical Assistance Related to Severe Accidents in Nuclear Power Plants	UW-Madison	71,856	52,478
Subtotal Research and Development (R&D) Direct Grants				550,152	52,478
TOTAL R&D FROM U.S. NUCLEAR REGULATORY COMMISSION				550,152	52,478
U.S. DEPARTMENT OF ENERGY:					
81.049		Office of Science Financial Assistance Program	UW-Eau Claire	52,877	0
81.049		Office of Science Financial Assistance Program	UW-Madison	51,976,701	13,808,048
81.049		Office of Science Financial Assistance Program	UW-Milwaukee	462,938	62,866
Total Federal Program 81.049				52,492,516	13,870,914
81.086		Conservation Research and Development	UW-Madison	136,502	0
81.087		Renewable Energy Research and Development	UW-Madison	524,180	292,392
81.089		Fossil Energy Research and Development	UW-Madison	8,354	0
81.112		Stewardship Science Grant Program	UW-Madison	514,943	0
81.121		Nuclear Energy Research, Development and Demonstration	UW-Madison	4,407,834	1,145,437
81.135		Advanced Research Projects Agency - Energy	UW-Madison	1,771,661	383,191
81.135		Advanced Research Projects Agency - Energy	UW-Milwaukee	577,951	256,949
Total Federal Program 81.135				2,349,612	640,140
N/A	81.RD	R&D from Argonne National Laboratories	UW-La Crosse	7,667	0
N/A	81.RD	R&D from Berkeley National Laboratories	UW-La Crosse	2,350	0
N/A	81.RD	R&D from Brookhaven National Laboratories	UW-La Crosse	6,000	0
N/A	81.RD	R&D from Jefferson National Laboratories	UW-La Crosse	4,900	0
N/A	81.RD	R&D from Oak Ridge National Laboratories	UW-La Crosse	1,350	0
N/A	81.RD	R&D from Argonne National Laboratories	UW-Madison	91,801	0
N/A	81.RD	R&D from Argonne National Laboratory	UW-Madison	1,356,127	0
N/A	81.RD	R&D from Brookhaven National Laboratory	UW-Madison	256,538	95,728
N/A	81.RD	R&D from Chicago Operations Office	UW-Madison	614,911	0
N/A	81.RD	R&D from Fermi National Accelerator Laboratory	UW-Madison	2,392,542	0
N/A	81.RD	R&D from Lawrence Berkeley National Laboratory	UW-Madison	569,156	0
N/A	81.RD	R&D from Lawrence Livermore National Laboratory	UW-Madison	71,544	0
N/A	81.RD	R&D from Los Alamos National Laboratory	UW-Madison	16,850	0
N/A	81.RD	R&D from National Renewable Energy Laboratory	UW-Madison	110,372	0
N/A	81.RD	R&D from Oak Ridge National Laboratory	UW-Madison	204,426	0
N/A	81.RD	R&D from Pacific Northwest National Laboratory	UW-Madison	771,106	0
N/A	81.RD	R&D from Princeton Plasma Physics Laboratory	UW-Madison	25,000	0
N/A	81.RD	R&D from Sandia National Laboratories	UW-Madison	37,138	0
N/A	81.RD	R&D from Brookhaven National Laboratory	UW-Milwaukee	226,618	0
N/A	81.RD	R&D from Pacific Northwest National Laboratory	UW-Milwaukee	188,130	0
Subtotal Research and Development (R&D) Direct Grants				67,388,467	16,044,611

STATE OF WISCONSIN
SCHEDULE OF EXPENDITURES OF FEDERAL AWARDS
FOR THE YEAR ENDED JUNE 30, 2019

CFDA NUMBER	OTHER IDENTIFYING NUMBER	FEDERAL PROGRAM	STATE AGENCY OR UW INSTITUTION	EXPENDITURES	AMOUNT PROVIDED TO SUBRECIPIENTS
<i>RESEARCH AND DEVELOPMENT (R&D) CLUSTER</i>					
Research and Development (R&D) Subgrants:					
81.049		Office of Science Financial Assistance Program (from Cornell University)	UW-Madison	83,422	0
81.049		Office of Science Financial Assistance Program (from Duke University)	UW-Madison	16,197	0
81.049		Office of Science Financial Assistance Program (from Georgia Institute of Technology)	UW-Madison	5,531	0
81.049		Office of Science Financial Assistance Program (from Georgia Institute of Technology)	UW-Madison	26,792	0
81.049	RF184-G5	Office of Science Financial Assistance Program (from Georgia Institute of Technology)	UW-Madison	33,458	0
81.049		Office of Science Financial Assistance Program (from Kansas State University)	UW-Madison	28,175	0
81.049	F7600-01	Office of Science Financial Assistance Program (from New York University)	UW-Madison	231,302	0
81.049		Office of Science Financial Assistance Program (from Oak Ridge Institute for Science & Education)	UW-Madison	2,687	0
81.049		Office of Science Financial Assistance Program (from Ohio State University)	UW-Madison	84,526	0
81.049	13-224-330131	Office of Science Financial Assistance Program (from Old Dominion University)	UW-Madison	(94,412)	0
81.049	17-101-100387-020	Office of Science Financial Assistance Program (from Old Dominion University)	UW-Madison	(32,429)	0
81.049	9314	Office of Science Financial Assistance Program (from University Of California-Berkeley)	UW-Madison	161,259	0
81.049	UFDSP00011958	Office of Science Financial Assistance Program (from University of Florida)	UW-Madison	451,434	12,495
81.049	090634-16928	Office of Science Financial Assistance Program (from University of Illinois-Urbana-Champaign)	UW-Madison	496,834	0
81.049	3003326609	Office of Science Financial Assistance Program (from University of Michigan)	UW-Madison	150,381	0
81.049	UNR-16-02	Office of Science Financial Assistance Program (from University of Nevada-Reno)	UW-Madison	39,650	0
81.049		Office of Science Financial Assistance Program (from University of Utah)	UW-Madison	143,172	0
81.049	UWSC9312	Office of Science Financial Assistance Program (from University of Washington)	UW-Madison	96,901	0
81.049	4000158665	Office of Science Financial Assistance Program (from UT-Battelle LLC)	UW-Madison	166,532	0
81.049		Office of Science Financial Assistance Program (from Vanderbilt University)	UW-Madison	35,902	0
81.049		Office of Science Financial Assistance Program (from Safeli LLC)	UW-Milwaukee	57,212	0
81.086		Conservation Research and Development (from Delphi Automotive Systems LLC)	UW-Madison	37,616	0
81.086	SA623-1016-10296	Conservation Research and Development (from Illinois Institute of Technology)	UW-Madison	87,975	0
81.086	DE-FOA-0001919	Conservation Research and Development (from University of Florida)	UW-Madison	78,030	0
81.086		Conservation Research and Development (from University of Minnesota)	UW-Madison	66,552	0
81.087		Renewable Energy Research and Development (from Comprex LLC)	UW-Madison	10,584	0
81.087	00042619-04	Renewable Energy Research and Development (from Missouri University of Science)	UW-Madison	31,391	0
81.087		Renewable Energy Research and Development (from Powdermet)	UW-Madison	48,522	0
81.087	4105-71516	Renewable Energy Research and Development (from Purdue University)	UW-Madison	(3,964)	0
81.087	251192	Renewable Energy Research and Development (from Temple University)	UW-Madison	(5,328)	0
81.087	251192-01_UWM	Renewable Energy Research and Development (from Temple University)	UW-Madison	5,416	0
81.087		Renewable Energy Research and Development (from University of Tennessee)	UW-Madison	44,889	0
81.087		Renewable Energy Research and Development (from University of Tennessee)	UW-Madison	128,511	0

STATE OF WISCONSIN
SCHEDULE OF EXPENDITURES OF FEDERAL AWARDS
FOR THE YEAR ENDED JUNE 30, 2019

CFDA NUMBER	OTHER IDENTIFYING NUMBER	FEDERAL PROGRAM	STATE AGENCY OR UW INSTITUTION	EXPENDITURES	AMOUNT PROVIDED TO SUBRECIPIENTS
<i>RESEARCH AND DEVELOPMENT (R&D) CLUSTER</i>					
81.087		Renewable Energy Research and Development (from University of Utah)	UW-Madison	7,229	0
81.089	S711	Fossil Energy Research and Development (from Gas Technology Institute)	UW-Madison	32,967	0
81.089		Fossil Energy Research and Development (from Respec Company)	UW-Madison	45,170	0
81.113	3003222391	Defense Nuclear Nonproliferation Research (from University of Michigan)	UW-Madison	138,590	0
81.113		Defense Nuclear Nonproliferation Research (from University of Michigan)	UW-Madison	1,675	0
81.117	UTA17-000042	Energy Efficiency and Renewable Energy Information Dissemination, Outreach, Training and Technical Analysis/Assistance (from University of Texas-Austin)	UW-Madison	53,009	0
81.121	RH417-G1	Nuclear Energy Research, Development and Demonstration (from Georgia Institute of Technology)	UW-Madison	94,060	0
81.121		Nuclear Energy Research, Development and Demonstration (from Kansas State University)	UW-Madison	3,934	0
81.121		Nuclear Energy Research, Development and Demonstration (from Kansas State University)	UW-Madison	36,871	0
81.121	S16025	Nuclear Energy Research, Development and Demonstration (from Kansas State University)	UW-Madison	78,775	0
81.121	5710003979	Nuclear Energy Research, Development and Demonstration (from Massachusetts Institute of Technology)	UW-Madison	101,350	0
81.121	116282	Nuclear Energy Research, Development and Demonstration (from Massachusetts Institute of Technology)	UW-Madison	53,125	0
81.121	I5710003861	Nuclear Energy Research, Development and Demonstration (from Massachusetts Institute of Technology)	UW-Madison	46,233	0
81.121	RC-6 MIT Lead CFA-18-14893	Nuclear Energy Research, Development and Demonstration (from Massachusetts Institute of Technology)	UW-Madison	28,886	0
81.121	G0155A-A	Nuclear Energy Research, Development and Demonstration (from Oregon State University)	UW-Madison	83,989	0
81.121	28-M1800914	Nuclear Energy Research, Development and Demonstration (from Texas A&M University Health Science Center)	UW-Madison	166,579	0
81.121	28-S172804	Nuclear Energy Research, Development and Demonstration (from Texas A&M University Research Foundation)	UW-Madison	21,000	0
81.121		Nuclear Energy Research, Development and Demonstration (from University of Michigan)	UW-Madison	45,857	0
81.121	A15-0359-S001	Nuclear Energy Research, Development and Demonstration (from University of Tennessee)	UW-Madison	2,382	0
81.121	10041588-Uwisc	Nuclear Energy Research, Development and Demonstration (from University of Utah)	UW-Madison	67,244	0
81.121	FP00005537_SA001	Nuclear Energy Research, Development and Demonstration (from Virginia Commonwealth University)	UW-Madison	57,455	0
81.135	5665-UWM-EARPA-0821	Advanced Research Projects Agency - Energy (from Pennsylvania State University)	UW-Madison	450,801	0
81.135	DE-AR0000827	Advanced Research Projects Agency - Energy (from UHV Technologies Inc)	UW-Madison	43,275	0
81.135	079006-15753 - 2015-07783-04	Advanced Research Projects Agency - Energy (from University of Illinois-Urbana-Champaign)	UW-Madison	70,568	0
N/A	81.4000162317	Advanced Microscopy/Microanalysis Techniques Supporting Advanced Fuels Campaign (from UT-Battelle LLC)	UW-Madison	6,965	0
N/A	81.195049	BWR Passive Safety Assessment (from Battelle Energy Alliance)	UW-Madison	99,192	0
N/A	81.1000548197	Cold Spray Metallic Coatings on Zr Alloy (from Westinghouse Electric Company)	UW-Madison	329,527	0
N/A	81.4000154718	Engine Knock Investigation (from UT-Battelle LLC)	UW-Madison	9,012	0
N/A	81.R19521	Extending HPCToolkit to Measure & Analyze Code Performance (from Rice University)	UW-Madison	49,211	0
N/A	81.R19521	Extending HPCToolkit to Measure and Analyze Code Performance on Exascale Platforms (from Rice University)	UW-Madison	50,489	0
N/A	81.AGMT 06/30/00	Fusion Energy Sciences Graduate Fellowship (from Oak Ridge Institute for Science & Education)	UW-Madison	(25,000)	0
N/A	81.4000102821	Global Neutronics Analysis Support (from UT-Battelle LLC)	UW-Madison	5,731	0
N/A	81.SUBK00008624	High Fidelity Simulation of High Dose Neutron Irradiation (from University of Michigan)	UW-Madison	90,937	0
N/A	81.213026	Micro-Reactor (from Batelle Energy Alliance)	UW-Madison	207,682	0

STATE OF WISCONSIN
SCHEDULE OF EXPENDITURES OF FEDERAL AWARDS
FOR THE YEAR ENDED JUNE 30, 2019

CFDA NUMBER	OTHER IDENTIFYING NUMBER	FEDERAL PROGRAM	STATE AGENCY OR UW INSTITUTION	EXPENDITURES	AMOUNT PROVIDED TO SUBRECIPIENTS
<i>RESEARCH AND DEVELOPMENT (R&D) CLUSTER</i>					
N/A	81.0207168	Miniature Scale Liquid Metal Oxygen Purification and Measurement System (from Battelle Energy Alliance)	UW-Madison	61,950	5,053
N/A	81.4000155124 6400014912	Modeling Corrosion and Mechanical Integrity of Zirconium Alloys Fuel Cladding During LOCA High Temperature Transients Using BISON (from UT-Battelle LLC)	UW-Madison	3,580	0
N/A	81.4000159357	Neutron Single Crystal Diffraction Study (from UT-Battelle LLC)	UW-Madison	55,952	0
N/A	81.1031-1	Self-Powered Wireless Sensor (from X-Wave Innovations Inc)	UW-Madison	12,969	0
N/A	81.196436	TREAT Experiments (from Battelle Energy Alliance)	UW-Madison	48,558	0
N/A	81.17-579-UWM	Exploring Boundary States in Dirac Materials (from West Virginia University Research Corporation)	UW-Milwaukee	27,050	0
Subtotal Research and Development (R&D) Subgrants				5,479,549	17,548
TOTAL R&D FROM U.S. DEPARTMENT OF ENERGY				72,868,016	16,062,159
U.S. DEPARTMENT OF EDUCATION:					
84.015		National Resource Centers Program for Foreign Language and Area Studies or Foreign Language and International Studies Program and Foreign Language and Area Studies Fellowship Program	UW-Madison	358,354	0
84.022		Overseas Programs - Doctoral Dissertation Research Abroad	UW-Madison	207,596	0
84.042		TRIO Student Support Services	UW Colleges	591,535	0
84.206		Javits Gifted and Talented Students Education	UW-Madison	668,253	618,698
84.217		TRIO McNair Post-Baccalaureate Achievement	UW-Oshkosh	130,361	0
84.217		TRIO McNair Post-Baccalaureate Achievement	UW-Superior	195,392	0
Total Federal Program 84.217				325,753	0
84.263		Innovative Rehabilitation Training (from UW-Stout)	UW-Madison	116,832	0
84.305		Education Research, Development and Dissemination	UW-Madison	1,231,501	115,539
84.324		Research in Special Education	UW-Madison	91,963	0
84.325		Special Education - Personnel Development to Improve Services and Results for Children with Disabilities	UW-Madison	47,643	0
84.325		Special Education - Personnel Development to Improve Services and Results for Children with Disabilities	UW-Milwaukee	148,194	0
Total Federal Program 84.325				195,837	0
84.335		Child Care Access Means Parents in School	UW-Madison	178,935	0
84.336		Teacher Quality Partnership Grants	UW-Madison	6,431	0
84.367		Supporting Effective Instruction State Grants (formerly Improving Teacher Quality State Grants)	UW-Eau Claire	74,134	0
84.372		Statewide Longitudinal Data Systems (from UW-Madison)	UW-Whitewater	23,969	0
84.411		Education Innovation and Research (formerly Investing in Innovation (i3) Fund)	UW-Madison	66,772	63,666
84.418		Promoting Readiness of Minors in Supplemental Security Income (from UW-Stout)	UW-Madison	389,647	30,466
N/A	84.144HK15	Center for Latin America	UW-Milwaukee	226	0
Subtotal Research and Development (R&D) Direct Grants				4,527,738	828,369
Research and Development (R&D) Subgrants:					
84.305	44024	Education Research, Development and Dissemination (from Technical Education Research Centers Inc)	UW-Madison	41,609	33,022
84.305	44474	Education Research, Development and Dissemination (from Technical Education Research Centers Inc)	UW-Madison	121,858	55,916
84.305	TUL-666-12-13	Education Research, Development and Dissemination (from Tulane University)	UW-Madison	129,351	0
84.305		Education Research, Development and Dissemination (from University of California-Davis)	UW-Madison	80,624	0
84.324	5039283	Research in Special Education (from University of North Carolina)	UW-Madison	12,012	0
84.324		Research in Special Education (from University of North Carolina-Chapel Hill)	UW-Madison	173,073	0
84.324		Research in Special Education (from University of Oregon)	UW-Madison	40,552	0
84.334	C024191	Gaining Early Awareness and Readiness for Undergraduate Programs (from Milwaukee Public Schools)	UW-Madison	83,705	0
84.365		English Language Acquisition State Grants (from Lower Kuskokwim School District)	UW-Madison	113,943	0
84.365	1800585 / 717106	English Language Acquisition State Grants (from Lower Kuskokwim School District)	UW-Madison	33,735	0

STATE OF WISCONSIN
SCHEDULE OF EXPENDITURES OF FEDERAL AWARDS
FOR THE YEAR ENDED JUNE 30, 2019

CFDA NUMBER	OTHER IDENTIFYING NUMBER	FEDERAL PROGRAM	STATE AGENCY OR UW INSTITUTION	EXPENDITURES	AMOUNT PROVIDED TO SUBRECIPIENTS
<i>RESEARCH AND DEVELOPMENT (R&D) CLUSTER</i>					
84.368	17-07-EDSG	Competitive Grants for State Assessments (formerly Grants for Enhanced Assessment Instruments) (from Arizona Department of Education)	UW-Madison	555,128	0
84.411	AGMT 03/05/18	Education Innovation and Research (formerly Investing in Innovation (i3) Fund) (from Education Analytics Inc)	UW-Milwaukee	281,079	0
N/A	84.SUNY/Buffalo State	Improving Undergraduate Education through Community Building & Adoption of Evidence-Based Practice to Evaluate Undergraduate Research (from State University of New York-Buffalo)	UW-Eau Claire	3,278	0
N/A	84.MSN188763	Dynamic Interactive Formative Assessment Tasks & End-of-Unit Tests for Measuring Challenging Concepts & Skills of Diverse Middle School Students (from Michigan Department of Education)	UW-Madison	1,294,960	0
N/A	84.MSN190873	Vocational Rehabilitation Technical Assistance Center for Targeted Communities (from Southern University)	UW-Madison	581,982	36,312
Subtotal Research and Development (R&D) Subgrants				<u>3,546,889</u>	<u>125,250</u>
TOTAL R&D FROM U.S. DEPARTMENT OF EDUCATION				<u>8,074,627</u>	<u>953,619</u>
NATIONAL ARCHIVES AND RECORDS ADMINISTRATION:					
89.003		National Historical Publications and Records Grants	UW-Madison	161,415	0
Subtotal Research and Development (R&D) Direct Grants				<u>161,415</u>	<u>0</u>
TOTAL R&D FROM NATIONAL ARCHIVES AND RECORDS ADMINISTRATION				<u>161,415</u>	<u>0</u>
U.S. DEPARTMENT OF HEALTH AND HUMAN SERVICES:					
93.077		Family Smoking Prevention and Tobacco Control Act Regulatory Research	UW-Madison	1,255,911	277,784
93.077		Family Smoking Prevention and Tobacco Control Act Regulatory Research	UW-Milwaukee	116,380	21,837
Total Federal Program 93.077				<u>1,372,291</u>	<u>299,621</u>
93.084		Prevention of Disease, Disability, and Death by Infectious Diseases	UW-Madison	2,778,604	1,172,456
93.103		Food and Drug Administration Research	UW-Madison	30,256	0
93.103		Food and Drug Administration Research (from UW Extension)	UW-Madison	21,352	0
Total Federal Program 93.103				<u>51,608</u>	<u>0</u>
93.113		Environmental Health	UW-Madison	2,896,438	202,732
93.113		Environmental Health	UW-Milwaukee	647,283	387,245
Total Federal Program 93.113				<u>3,543,721</u>	<u>589,977</u>
93.121		Oral Diseases and Disorders Research	UW-Madison	2,834,789	112,173
93.136		Injury Prevention and Control Research and State and Community Based Programs	UW-Madison	455,549	0
93.172		Human Genome Research	UW-Madison	539,009	(729)
93.173		Research Related to Deafness and Communication Disorders	UW-Madison	8,916,530	162,443
93.178		Nursing Workforce Diversity	UW-Madison	299,912	4,600
93.213		Research and Training in Complementary and Integrative Health	UW-Madison	680,535	0
93.215		Hansen's Disease National Ambulatory Care Program	UW-Madison	(1,202)	0
93.226		Research on Healthcare Costs, Quality and Outcomes	UW-Madison	3,978,411	105,518
93.233		National Center on Sleep Disorders Research	UW-Madison	591,515	0
93.239		Policy Research and Evaluation Grants	UW-Madison	2,101,145	503,796
93.242		Mental Health Research Grants	UW-Eau Claire	117,262	12,473
93.242		Mental Health Research Grants	UW-Madison	11,445,804	1,264,940
93.242		Mental Health Research Grants	UW-Milwaukee	1,733,407	80,245
Total Federal Program 93.242				<u>13,296,473</u>	<u>1,357,658</u>
93.243		Substance Abuse and Mental Health Services Projects of Regional and National Significance	UW-Eau Claire	24,478	0
93.262		Occupational Safety and Health Program	UW-Madison	329,170	113,559
93.262		Occupational Safety and Health Program	UW-Milwaukee	158,783	91,425
Total Federal Program 93.262				<u>487,953</u>	<u>204,984</u>

STATE OF WISCONSIN
SCHEDULE OF EXPENDITURES OF FEDERAL AWARDS
FOR THE YEAR ENDED JUNE 30, 2019

CFDA NUMBER	OTHER IDENTIFYING NUMBER	FEDERAL PROGRAM	STATE AGENCY OR UW INSTITUTION	EXPENDITURES	AMOUNT PROVIDED TO SUBRECIPIENTS
<i>RESEARCH AND DEVELOPMENT (R&D) CLUSTER</i>					
93.273		Alcohol Research Programs	UW-Madison	1,615,583	155,033
93.273		Alcohol Research Programs	UW-Milwaukee	22,566	0
		Total Federal Program 93.273		1,638,149	155,033
93.279		Drug Abuse and Addiction Research Programs	UW-Madison	4,632,644	753,473
93.279		Drug Abuse and Addiction Research Programs	UW-Milwaukee	898,511	0
		Total Federal Program 93.279		5,531,155	753,473
93.283		Centers for Disease Control and Prevention Investigations and Technical Assistance	UW-Madison	959,360	3,346
93.286		Discovery and Applied Research for Technological Innovations to Improve Human Health	UW-Madison	4,164,889	5,812
93.286		Discovery and Applied Research for Technological Innovations to Improve Human Health	UW-Milwaukee	129,613	11,613
		Total Federal Program 93.286		4,294,502	17,425
93.307		Minority Health and Health Disparities Research	UW-Madison	739,593	0
93.307		Minority Health and Health Disparities Research	UW-Milwaukee	37,693	10,916
		Total Federal Program 93.307		777,286	10,916
93.310		Trans-NIH Research Support	UW-Madison	17,432,867	10,047,378
93.350		National Center for Advancing Translational Sciences	UW-Madison	7,697,902	608,270
93.351		Research Infrastructure Programs	UW-Madison	16,949,968	222,197
93.353		21st Century Cures Act - Beau Biden Cancer Moonshot	UW-Madison	1,795,694	325,716
93.361		Nursing Research	UW-Madison	3,501	0
93.361		Nursing Research	UW-Milwaukee	341,362	52,827
		Total Federal Program 93.361		344,863	52,827
93.393		Cancer Cause and Prevention Research	UW-Madison	7,247,974	139,486
93.393		Cancer Cause and Prevention Research	UW-Milwaukee	615,893	211,383
		Total Federal Program 93.393		7,863,867	350,869
93.394		Cancer Detection and Diagnosis Research	UW-Madison	1,474,502	287,797
93.395		Cancer Treatment Research	UW-Madison	3,131,262	330,043
93.396		Cancer Biology Research	UW-Madison	4,310,691	233,321
93.396		Cancer Biology Research	UW-Superior	97,148	0
		Total Federal Program 93.396		4,407,839	233,321
93.397		Cancer Centers Support Grants	UW-Madison	4,189,613	0
93.398		Cancer Research Manpower	UW-Madison	633,610	0
93.433		ACL National Institute on Disability, Independent Living, and Rehabilitation Research	UW-Madison	208,524	14,756
93.433		ACL National Institute on Disability, Independent Living, and Rehabilitation Research	UW-Milwaukee	159,106	32,789
		Total Federal Program 93.433		367,630	47,545
93.575		Child Care and Development Block Grant	UW-Madison	22,090	0
93.800		Organized Approaches to Increase Colorectal Cancer Screening	UW-Madison	787	0
93.837		Cardiovascular Diseases Research	UW-Madison	9,990,342	484,503
93.838		Lung Diseases Research	UW-Madison	2,853,096	516,905
93.838		Lung Diseases Research	UW-Milwaukee	16,386	(10,650)
		Total Federal Program 93.838		2,869,482	506,255
93.839		Blood Diseases and Resources Research	UW-Madison	403,588	9,674
93.846		Arthritis, Musculoskeletal and Skin Diseases Research	UW-Madison	2,642,853	180,273
93.847		Diabetes, Digestive, and Kidney Diseases Extramural Research	UW-Madison	10,807,507	1,451,383
93.853		Extramural Research Programs in the Neurosciences and Neurological Disorders	UW-Madison	15,780,015	1,043,325
93.855		Allergy and Infectious Diseases Research	UW-Madison	40,554,145	13,201,553
93.855		Allergy and Infectious Diseases Research	UW-Milwaukee	377,893	90,782
		Total Federal Program 93.855		40,932,038	13,292,335

STATE OF WISCONSIN
SCHEDULE OF EXPENDITURES OF FEDERAL AWARDS
FOR THE YEAR ENDED JUNE 30, 2019

CFDA NUMBER	OTHER IDENTIFYING NUMBER	FEDERAL PROGRAM	STATE AGENCY OR UW INSTITUTION	EXPENDITURES	AMOUNT PROVIDED TO SUBRECIPIENTS
<i>RESEARCH AND DEVELOPMENT (R&D) CLUSTER</i>					
93.856		Microbiology and Infectious Diseases Research	UW-Madison	60,711	0
93.859		Biomedical Research and Research Training	UW-Eau Claire	50,980	0
93.859		Biomedical Research and Research Training	UW-Madison	33,181,991	1,368,550
93.859		Biomedical Research and Research Training	UW-Milwaukee	293,081	0
93.859		Biomedical Research and Research Training	UW-Parkside	88,448	0
Total Federal Program 93.859				<u>33,614,500</u>	<u>1,368,550</u>
93.865		Child Health and Human Development Extramural Research	UW-Green Bay	37,187	0
93.865		Child Health and Human Development Extramural Research	UW-Madison	11,541,527	1,866,595
Total Federal Program 93.865				<u>11,578,714</u>	<u>1,866,595</u>
93.866		Aging Research	UW-Madison	15,761,890	2,784,977
93.866	1K24AG054560-01	Aging Research	UW-Madison	165,347	0
93.866	1R01AG052030-01	Aging Research	UW-Madison	205,964	87,327
93.866	1R03AG052390-01	Aging Research	UW-Madison	(10,412)	0
93.866	1R21AG051814-	Aging Research	UW-Madison	101,335	0
93.866	1R21AG051858-01	Aging Research	UW-Madison	29,911	8,372
93.866	1R21AG052404-01	Aging Research	UW-Madison	13,842	0
93.866	1R21AG053738-01	Aging Research	UW-Madison	114,652	26,564
93.866	1R21AG055377-01	Aging Research	UW-Madison	189,963	7,200
93.866	1R21AG055876-01	Aging Research	UW-Madison	159,719	81,929
93.866	1R56AG052513-01	Aging Research	UW-Madison	69,810	0
93.866	1R56AG052698-01	Aging Research	UW-Madison	(54,834)	0
93.866	1RF1AG053937-01	Aging Research	UW-Madison	609,239	0
93.866	4R01AG027161-09	Aging Research	UW-Madison	(1,577)	0
93.866	f7R01AG048218-04	Aging Research	UW-Madison	196,690	0
93.866	P50 AG033514	Aging Research	UW-Madison	(3,351)	0
93.866	R01AG021155	Aging Research	UW-Madison	1,309,790	0
93.866		Aging Research	UW-Milwaukee	141,084	0
Total Federal Program 93.866				<u>18,999,062</u>	<u>2,996,369</u>
93.867		Vision Research	UW-Madison	5,828,158	185,501
93.867	1R21EY026222-01A1	Vision Research	UW-Madison	207,430	0
93.867	4R24EY022883-05	Vision Research	UW-Madison	(682)	0
93.867	4U10EY014656-10	Vision Research	UW-Madison	(3,782)	0
93.867	4U10EY023521-03	Vision Research	UW-Madison	(5,786)	0
93.867	U10EY006594	Vision Research	UW-Madison	78	78
93.867		Vision Research	UW-Oshkosh	17	0
Total Federal Program 93.867				<u>6,025,433</u>	<u>185,579</u>
N/A	93.RD	R&D from National Institutes of Health	UW-Madison	5,800,467	614,546
Subtotal Research and Development (R&D) Direct Grants				<u>280,968,979</u>	<u>41,958,040</u>
Research and Development (R&D) Subgrants:					
93.068		Chronic Diseases: Research, Control, and Prevention (from National Opinion Research Center)	UW-Madison	15,734	0
93.068	5996.UW.01	Chronic Diseases: Research, Control, and Prevention (from National Opinion Research Center)	UW-Madison	10,857	0
93.077	6644-00-S003	Family Smoking Prevention and Tobacco Control Act Regulatory Research (from Westat)	UW-Madison	12,131	0
93.085	31867-Z0657001	Research on Research Integrity (from University of Maryland)	UW-Milwaukee	38,519	0
93.103		Food and Drug Administration Research (from University of Maryland)	UW-Madison	55,033	0
93.110	AGMT 09/28/17	Maternal and Child Health Federal Consolidated Programs (from Association of University Centers on Disabilities)	UW-Madison	6,187	0
93.110		Maternal and Child Health Federal Consolidated Programs (from University of Colorado-Denver)	UW-Madison	86,906	0
93.113		Environmental Health (from Nanoaffix Science LLC)	UW-Milwaukee	29,271	0
93.121		Oral Diseases and Disorders Research (from Marquette University)	UW-Milwaukee	13,981	0
93.173		Research Related to Deafness and Communication Disorders (from University of California-San Francisco)	UW-Madison	41,829	0

STATE OF WISCONSIN
SCHEDULE OF EXPENDITURES OF FEDERAL AWARDS
FOR THE YEAR ENDED JUNE 30, 2019

CFDA NUMBER	OTHER IDENTIFYING NUMBER	FEDERAL PROGRAM	STATE AGENCY OR UW INSTITUTION	EXPENDITURES	AMOUNT PROVIDED TO SUBRECIPIENTS
<i>RESEARCH AND DEVELOPMENT (R&D) CLUSTER</i>					
93.173	42127	Research Related to Deafness and Communication Disorders (from University of Delaware)	UW-Madison	106,050	0
93.173	1001647740	Research Related to Deafness and Communication Disorders (from University of Iowa)	UW-Madison	17,785	0
93.173	W000786755	Research Related to Deafness and Communication Disorders (from University of Iowa)	UW-Madison	54,370	0
93.173		Research Related to Deafness and Communication Disorders (from University of Missouri-Columbia)	UW-Madison	10,689	0
93.173		Research Related to Deafness and Communication Disorders (from University of Texas-Dallas)	UW-Madison	81,473	0
93.173		Research Related to Deafness and Communication Disorders (from Ascending Hearing Technologies, Llc)	UW-Milwaukee	29	0
93.173		Research Related to Deafness and Communication Disorders (from National Institute for Health Care Management)	UW-Whitewater	324,994	10,090
93.213		Research and Training in Complementary and Integrative Health (from Intact Genomics)	UW-Madison	134,589	0
93.226		Research on Healthcare Costs, Quality and Outcomes (from Cincinnati Children's Hospital Medical Center)	UW-Madison	20,814	0
93.226	2002809958	Research on Healthcare Costs, Quality and Outcomes (from Johns Hopkins University)	UW-Madison	179,403	0
93.226		Research on Healthcare Costs, Quality and Outcomes (from Michigan State University)	UW-Madison	59,776	0
93.226		Research on Healthcare Costs, Quality and Outcomes (from Oregon State University)	UW-Madison	27,669	0
93.226		Research on Healthcare Costs, Quality and Outcomes (from Rand Corporation)	UW-Madison	23,322	0
93.226	9920180023	Research on Healthcare Costs, Quality and Outcomes (from Rand Corporation)	UW-Madison	4,680	0
93.226		Research on Healthcare Costs, Quality and Outcomes (from University of Georgia)	UW-Madison	129,379	0
93.226	3003467807	Research on Healthcare Costs, Quality and Outcomes (from University of Michigan)	UW-Madison	66,822	0
93.226		Research on Healthcare Costs, Quality and Outcomes (from University of Missouri-Columbia)	UW-Madison	2,172	0
93.226	C00062010-2	Research on Healthcare Costs, Quality and Outcomes (from University of Missouri-Columbia)	UW-Madison	11,403	0
93.226	0049031 (126094-1)	Research on Healthcare Costs, Quality and Outcomes (from University of Pittsburgh)	UW-Madison	33,303	0
93.226		Research on Healthcare Costs, Quality and Outcomes (from Yale University)	UW-Madison	12,998	0
93.226	GR101543	Research on Healthcare Costs, Quality and Outcomes (from Yale University)	UW-Madison	9,551	0
93.233	200979-413	National Center on Sleep Disorders Research (from Utah State University)	UW-Madison	173,511	0
93.242	MUSC15-026	Mental Health Research Grants (from Medical University of South Carolina)	UW-Madison	17,980	0
93.242		Mental Health Research Grants (from New York University)	UW-Madison	598	0
93.242	130291	Mental Health Research Grants (from Research Foundation for Mental Hygiene)	UW-Madison	93,815	0
93.242		Mental Health Research Grants (from Temple University)	UW-Madison	3,865	0
93.242	SPC-000533/667300/665350	Mental Health Research Grants (from University of Miami)	UW-Madison	2,555	0
93.242	3004539945	Mental Health Research Grants (from University of Michigan)	UW-Madison	6,715	0
93.242		Mental Health Research Grants (from University of Washington)	UW-Madison	5,852	0
93.242	UWSC8564 (BP08570)	Mental Health Research Grants (from University of Washington)	UW-Madison	880	0
93.242		Mental Health Research Grants (from Vanderbilt University Medical Center)	UW-Madison	45,780	0
93.242		Mental Health Research Grants (from Vanderbilt University)	UW-Madison	3,050	0
93.242	VUMC61876	Mental Health Research Grants (from Vanderbilt University)	UW-Madison	19,923	0
93.242		Mental Health Research Grants (from Medical College of Wisconsin)	UW-Milwaukee	26,497	0
93.242		Mental Health Research Grants (from University of Michigan)	UW-Milwaukee	128,473	0
93.243	16691	Substance Abuse and Mental Health Services Projects of Regional and National Significance (from Lac du Flambeau Tribe)	UW-Madison	12,572	0

STATE OF WISCONSIN
SCHEDULE OF EXPENDITURES OF FEDERAL AWARDS
FOR THE YEAR ENDED JUNE 30, 2019

CFDA NUMBER	OTHER IDENTIFYING NUMBER	FEDERAL PROGRAM	STATE AGENCY OR UW INSTITUTION	EXPENDITURES	AMOUNT PROVIDED TO SUBRECIPIENTS
<i>RESEARCH AND DEVELOPMENT (R&D) CLUSTER</i>					
93.243	C18-23 / PO 28559	Substance Abuse and Mental Health Services Projects of Regional and National Significance (from Northwest Portland Area Indian Health Board)	UW-Madison	8,215	0
93.262		Occupational Safety and Health Program (from University of Illinois-Chicago)	UW-Madison	12,141	0
93.273		Alcohol Research Programs (from The Mind Research Network)	UW-Madison	172,582	0
93.273	5106565	Alcohol Research Programs (from University of North Carolina Chapel Hill)	UW-Madison	(1,884)	0
93.273	565207	Alcohol Research Programs (from University of Pennsylvania)	UW-Madison	183,206	0
93.273		Alcohol Research Programs (from University of Pittsburgh)	UW-Madison	10,656	0
93.279	2002776720	Drug Abuse and Addiction Research Programs (from Johns Hopkins University)	UW-Madison	32,114	0
93.279		Drug Abuse and Addiction Research Programs (from Miriam Hospital)	UW-Madison	7,307	0
93.279	61501356-128280	Drug Abuse and Addiction Research Programs (from Stanford University)	UW-Madison	122,735	0
93.279	VUMC 54588	Drug Abuse and Addiction Research Programs (from Vanderbilt University)	UW-Madison	18,687	0
93.279	WU-15-115	Drug Abuse and Addiction Research Programs (from Washington University)	UW-Madison	17,828	0
93.279		Drug Abuse and Addiction Research Programs (from University of California-San Diego)	UW-Milwaukee	3,984	0
93.279	66109250518	Drug Abuse and Addiction Research Programs (from University of Mississippi Medical Center)	UW-Milwaukee	111,998	0
93.286		Discovery and Applied Research for Technological Innovations to Improve Human Health (from Calimetrix)	UW-Madison	101,055	0
93.286	16431	Discovery and Applied Research for Technological Innovations to Improve Human Health (from University of Illinois-Chicago)	UW-Madison	23,428	0
93.286		Discovery and Applied Research for Technological Innovations to Improve Human Health (from University of Illinois-Urbana-Champaign)	UW-Madison	29,537	0
93.286	4R42EB019265-02	Discovery and Applied Research for Technological Innovations to Improve Human Health (from Virtual Phantom Inc)	UW-Madison	39,449	0
93.286	901508-UWM	Discovery and Applied Research for Technological Innovations to Improve Human Health (from Ann & Robert H Lurie Children's Hospital)	UW-Milwaukee	5	0
93.286		Discovery and Applied Research for Technological Innovations to Improve Human Health (from TF Instruments)	UW-Milwaukee	8,780	0
93.307		Minority Health and Health Disparities Research (from Emory University)	UW-Madison	16,089	0
93.310	05101963-2/ 5101964-2	Trans-NIH Research Support (from Boston College)	UW-Madison	636,724	159,336
93.310	YR 5 Admin Core	Trans-NIH Research Support (from Boston College)	UW-Madison	113,497	0
93.310		Trans-NIH Research Support (from Marshfield Clinic Research Foundation)	UW-Madison	3,224,361	0
93.310	27755	Trans-NIH Research Support (from Marshfield Clinic Research Foundation)	UW-Madison	18,978	0
93.310	85488901	Trans-NIH Research Support (from University of California-San Diego)	UW-Madison	16,112	0
93.310	VUMC65046	Trans-NIH Research Support (from Vanderbilt University Medical Center)	UW-Madison	(3)	0
93.350		National Center for Advancing Translational Sciences (from Axosim Inc)	UW-Madison	8,840	0
93.350		National Center for Advancing Translational Sciences (from Axosim Inc)	UW-Madison	92,330	0
93.350		National Center for Advancing Translational Sciences (from Harvard University)	UW-Madison	233,315	0
93.350	16-J0010	National Center for Advancing Translational Sciences (from Morgridge Institute for Research)	UW-Madison	2,749	0
93.350	PA-15-052	National Center for Advancing Translational Sciences (from Salus Discovery LLC)	UW-Madison	147,578	0
93.350	100107-00007	National Center for Advancing Translational Sciences (from Tufts University)	UW-Madison	(2,195)	0
93.350		National Center for Advancing Translational Sciences (from University of Pittsburgh)	UW-Madison	33,274	0

STATE OF WISCONSIN
SCHEDULE OF EXPENDITURES OF FEDERAL AWARDS
FOR THE YEAR ENDED JUNE 30, 2019

CFDA NUMBER	OTHER IDENTIFYING NUMBER	FEDERAL PROGRAM	STATE AGENCY OR UW INSTITUTION	EXPENDITURES	AMOUNT PROVIDED TO SUBRECIPIENTS
<i>RESEARCH AND DEVELOPMENT (R&D) CLUSTER</i>					
93.350	0055353 (129324-13)	National Center for Advancing Translational Sciences (from University of Pittsburgh)	UW-Madison	(14,206)	0
93.350		National Center for Advancing Translational Sciences (from Vanderbilt University)	UW-Madison	335,510	16,975
93.350		National Center for Advancing Translational Sciences (from Medical College of Wisconsin)	UW-Milwaukee	87,457	0
93.350	AGMT 01/07/16	National Center for Advancing Translational Sciences (from Medical College of Wisconsin)	UW-Milwaukee	89,680	0
93.351		Research Infrastructure Programs (from Duke University)	UW-Madison	126,566	18,948
93.351	430-28-05A	Research Infrastructure Programs (from Iowa State)	UW-Madison	27,783	0
93.351	16/17-04583-006	Research Infrastructure Programs (from Texas Biomedical Research Institute)	UW-Madison	(283)	0
93.351	16-17-04583-006	Research Infrastructure Programs (from Texas Biomedical Research Institute)	UW-Madison	153,033	0
93.353		21st Century Cures Act - Beau Biden Cancer Moonshot (from Children's Hospital of Philadelphia)	UW-Madison	320,984	0
93.353		21st Century Cures Act - Beau Biden Cancer Moonshot (from University of Michigan)	UW-Madison	21,980	0
93.393		Cancer Cause and Prevention Research (from Fred Hutchinson Cancer Research Center)	UW-Madison	230,602	17,432
93.393		Cancer Cause and Prevention Research (from Fred Hutchinson Cancer Research Center)	UW-Madison	65,376	0
93.393	0000918871	Cancer Cause and Prevention Research (from Fred Hutchinson Cancer Research Center)	UW-Madison	53,787	39,774
93.393	0000918872	Cancer Cause and Prevention Research (from Fred Hutchinson Cancer Research Center)	UW-Madison	129,972	0
93.393		Cancer Cause and Prevention Research (from Georgetown University)	UW-Madison	42,473	0
93.393		Cancer Cause and Prevention Research (from Georgetown University)	UW-Madison	80,142	0
93.393	411213 / 411623_GR411139-UW	Cancer Cause and Prevention Research (from Georgetown University)	UW-Madison	40,383	0
93.393	1P01CA196539-01	Cancer Cause and Prevention Research (from Rockefeller University)	UW-Madison	315,169	0
93.393		Cancer Cause and Prevention Research (from Tufts University)	UW-Madison	4,320	0
93.393	3200001662-18-235	Cancer Cause and Prevention Research (from University of Kentucky)	UW-Madison	19,104	0
93.393		Cancer Cause and Prevention Research (from Fred Hutchinson Cancer Research Center)	UW-Milwaukee	14,260	0
93.394		Cancer Detection and Diagnosis Research (from Capio Biosciences)	UW-Madison	22,681	0
93.394		Cancer Detection and Diagnosis Research (from City of Hope National Medical Center)	UW-Madison	67,240	0
93.394		Cancer Detection and Diagnosis Research (from Mayo Clinic)	UW-Madison	72,421	0
93.394	UNI-211750	Cancer Detection and Diagnosis Research (from Mayo Clinic)	UW-Madison	(4,209)	0
93.394	17-J0021	Cancer Detection and Diagnosis Research (from Morgridge Institute for Research)	UW-Madison	43,070	0
93.394	17-J0036	Cancer Detection and Diagnosis Research (from Morgridge Institute for Research)	UW-Madison	68,956	0
93.394	18-J0011	Cancer Detection and Diagnosis Research (from Morgridge Institute for Research)	UW-Madison	125,331	0
93.394	SP0028253-PROJ0007362	Cancer Detection and Diagnosis Research (from Northwestern University)	UW-Madison	5,252	0
93.394		Cancer Detection and Diagnosis Research (from University of Iowa)	UW-Madison	21,993	0
93.394		Cancer Detection and Diagnosis Research (from Medical College of Wisconsin)	UW-Milwaukee	15,565	0
93.395		Cancer Treatment Research (from Brigham & Women's Hospital)	UW-Madison	48	0
93.395	ACOSOG	Cancer Treatment Research (from Brigham & Women's Hospital)	UW-Madison	3,873	0
93.395	1R44CA217365-01	Cancer Treatment Research (from Celdara Medical LLC)	UW-Madison	84,609	0
93.395		Cancer Treatment Research (from Children's Hospital of Philadelphia)	UW-Madison	18,784	0
93.395	FP00015221_SUB324_01	Cancer Treatment Research (from Children's Hospital of Philadelphia)	UW-Madison	506	0

STATE OF WISCONSIN
SCHEDULE OF EXPENDITURES OF FEDERAL AWARDS
FOR THE YEAR ENDED JUNE 30, 2019

CFDA NUMBER	OTHER IDENTIFYING NUMBER	FEDERAL PROGRAM	STATE AGENCY OR UW INSTITUTION	EXPENDITURES	AMOUNT PROVIDED TO SUBRECIPIENTS
<i>RESEARCH AND DEVELOPMENT (R&D) CLUSTER</i>					
93.395	FP00015221_SUN99_01	Cancer Treatment Research (from Children's Hospital of Philadelphia)	UW-Madison	10,986	0
93.395	51011-2000137-669301	Cancer Treatment Research (from City of Hope National Medical Center)	UW-Madison	(71)	0
93.395	EAI141	Cancer Treatment Research (from ECOG-ACRIN Cancer Research Group)	UW-Madison	53,069	0
93.395	EAI141 Yr 3	Cancer Treatment Research (from ECOG-ACRIN Cancer Research Group)	UW-Madison	9,983	0
93.395		Cancer Treatment Research (from Insert MRI)	UW-Madison	124	0
93.395	MSLT-II	Cancer Treatment Research (from John Wayne Cancer Institute)	UW-Madison	2,457	0
93.395		Cancer Treatment Research (from NRG Oncology Foundation Inc)	UW-Madison	37,784	0
93.395	0427	Cancer Treatment Research (from Rutgers University)	UW-Madison	312,109	0
93.395	3200000510-16-210	Cancer Treatment Research (from University of Kentucky)	UW-Madison	16,213	0
93.395	25111-03-319;	Cancer Treatment Research (from Wistar Institute)	UW-Madison	12,111	0
93.396		Cancer Biology Research (from Albert Einstein College of Medicine)	UW-Madison	15,581	0
93.396	60676.2004688.669301	Cancer Biology Research (from Beckman Research Institute)	UW-Madison	42,262	0
93.396	CN005141101	Cancer Biology Research (from University of Minnesota)	UW-Madison	36,462	0
93.396		Cancer Biology Research (from Vanderbilt University)	UW-Madison	68,374	0
93.396	UNIV58254	Cancer Biology Research (from Vanderbilt University)	UW-Madison	213,129	0
93.398	MSN218381	Cancer Research Manpower (from City of Hope National Medical Center)	UW-Madison	5,463	0
93.424	30-18-8821	NON-ACA/PPHF—Building Capacity of the Public Health System to Improve Population Health through National Nonprofit Organizations (from Association of University Centers on Disabilities)	UW-Madison	37,101	0
93.433	FP00002280_SA001	ACL National Institute on Disability, Independent Living, and Rehabilitation Research (from Virginia Commonwealth University)	UW-Madison	183,605	17,355
93.433	PT109629-SC105207	ACL National Institute on Disability, Independent Living, and Rehabilitation Research (from Virginia Commonwealth University)	UW-Madison	41,107	0
93.516	2014-06897-05-00-DT	Public Health Training Centers Program (from University of Illinois-Chicago)	UW-Madison	50,711	0
93.621		Affordable Care Act Initiative to Reduce Avoidable Hospitalizations among Nursing Facility Residents (from University of Missouri-Columbia)	UW-Milwaukee	28,008	0
93.652		Adoption Opportunities (from Spaulding for Children)	UW-Milwaukee	337,275	61,610
93.652	90CO1122	Adoption Opportunities (from Spaulding for Children)	UW-Milwaukee	168,692	98,838
93.823	W000822300	Ebola Support: Transmission and Prevention Control, Public Health Preparedness, Vaccine Development (from University of Iowa)	UW-Madison	24,026	0
93.837		Cardiovascular Diseases Research (from Brigham & Women's Hospital)	UW-Madison	111,280	0
93.837	114117	Cardiovascular Diseases Research (from Brigham & Women's Hospital)	UW-Madison	(5,261)	0
93.837	CIRT	Cardiovascular Diseases Research (from Brigham & Women's Hospital)	UW-Madison	(2,726)	0
93.837	R01HL133407	Cardiovascular Diseases Research (from Cedars-Sinai Medical Center)	UW-Madison	47,959	0
93.837	2035837	Cardiovascular Diseases Research (from Duke University)	UW-Madison	10,436	0
93.837		Cardiovascular Diseases Research (from Medical College of Wisconsin)	UW-Madison	86,263	0
93.837		Cardiovascular Diseases Research (from Morgridge Institute for Research)	UW-Madison	27,923	0
93.837	17-J0039	Cardiovascular Diseases Research (from Morgridge Institute for Research)	UW-Madison	(42,618)	0
93.837	Tricuspid 0255-3108-4605	Cardiovascular Diseases Research (from Mount Sinai School of Medicine)	UW-Madison	5,750	0
93.837		Cardiovascular Diseases Research (from New York University)	UW-Madison	99,046	0
93.837	60038771	Cardiovascular Diseases Research (from Northwestern University)	UW-Madison	68,481	0
93.837		Cardiovascular Diseases Research (from Northwestern University)	UW-Madison	9,994	0

STATE OF WISCONSIN
SCHEDULE OF EXPENDITURES OF FEDERAL AWARDS
FOR THE YEAR ENDED JUNE 30, 2019

CFDA NUMBER	OTHER IDENTIFYING NUMBER	FEDERAL PROGRAM	STATE AGENCY OR UW INSTITUTION	EXPENDITURES	AMOUNT PROVIDED TO SUBRECIPIENTS
<i>RESEARCH AND DEVELOPMENT (R&D) CLUSTER</i>					
93.837	60045563	Cardiovascular Diseases Research (from Northwestern University)	UW-Madison	15,233	0
93.837		Cardiovascular Diseases Research (from Ohio State University)	UW-Madison	49,254	0
93.837	60061690	Cardiovascular Diseases Research (from Ohio State University)	UW-Madison	140,205	0
93.837	UWIHL098115	Cardiovascular Diseases Research (from Pennsylvania State University)	UW-Madison	1,583	0
93.837	UWIHL098115-7	Cardiovascular Diseases Research (from Pennsylvania State University)	UW-Madison	3,033	0
93.837	6-312-0214047-	Cardiovascular Diseases Research (from RTI International)	UW-Madison	6,588	0
93.837	-----	Cardiovascular Diseases Research (from University of Alabama-Birmingham)	UW-Madison	87,791	0
93.837	000503570-024 CHAP	Cardiovascular Diseases Research (from University of Alabama-Birmingham)	UW-Madison	48,346	0
93.837	000503570-024 CHAP	Cardiovascular Diseases Research (from University of Alabama-Birmingham)	UW-Madison	44,258	29,360
93.837	000511740-002	Cardiovascular Diseases Research (from University of Alabama-Birmingham)	UW-Madison	(57)	0
93.837	000512395-001	Cardiovascular Diseases Research (from University of Alabama-Birmingham)	UW-Madison	(55,063)	2,462
93.837	PCTC Year 3	Cardiovascular Diseases Research (from University of Alabama-Birmingham)	UW-Madison	335,328	16,877
93.837	7361sc	Cardiovascular Diseases Research (from University of California-San Francisco)	UW-Madison	(2)	0
93.837	9656sc	Cardiovascular Diseases Research (from University of California-San Francisco)	UW-Madison	15,581	0
93.837	on 07-077736sc	Cardiovascular Diseases Research (from University of California-San Francisco)	UW-Madison	4,391	0
93.837	UFDSP00011155	Cardiovascular Diseases Research (from University of Pennsylvania)	UW-Madison	15,587	0
93.837		Cardiovascular Diseases Research (from University of Pennsylvania)	UW-Madison	8,262	0
93.837		Cardiovascular Diseases Research (from University of Texas-Austin)	UW-Madison	46,986	0
93.837	VUMC58614	Cardiovascular Diseases Research (from Vanderbilt University Medical Center)	UW-Madison	(6,325)	0
93.837		Cardiovascular Diseases Research (from Wake Forest University)	UW-Madison	14,134	0
93.837	116828	Cardiovascular Diseases Research (from Wake Forest University)	UW-Madison	107,004	0
93.837	WSU18001	Cardiovascular Diseases Research (from Wayne State University)	UW-Madison	36,587	0
93.837		Cardiovascular Diseases Research (from Fred Hutchinson Cancer Research Center)	UW-Milwaukee	241,944	223,426
93.837	903383	Cardiovascular Diseases Research (from Fred Hutchinson Cancer Research Center)	UW-Milwaukee	72,837	0
93.837		Cardiovascular Diseases Research (from Medical College of Wisconsin)	UW-Milwaukee	19,634	0
93.837	1R01HL128240-01A1	Cardiovascular Diseases Research (from Medical College of Wisconsin)	UW-Milwaukee	30	0
93.837	R01HL122662	Cardiovascular Diseases Research (from Medical College of Wisconsin)	UW-Milwaukee	39,554	0
93.838	2034642	Lung Diseases Research (from Duke University)	UW-Madison	139,735	0
93.838		Lung Diseases Research (from Emory University)	UW-Madison	36,464	0
93.838	IN-4679858-WIS	Lung Diseases Research (from Indiana University)	UW-Madison	95,921	0
93.838	500563-78050	Lung Diseases Research (from Northeastern University)	UW-Madison	57,485	0
93.838	UWIHL109086	Lung Diseases Research (from Pennsylvania State University)	UW-Madison	(1,683)	0
93.838	334173	Lung Diseases Research (from University of Arizona)	UW-Madison	90,259	0
93.838	NON334173	Lung Diseases Research (from University of Arizona)	UW-Madison	202,020	0
93.838	ORBEX - Biorepository Y4	Lung Diseases Research (from University of Arizona)	UW-Madison	6,953	0
93.838	ORBEX Core Y4	Lung Diseases Research (from University of Arizona)	UW-Madison	36,570	0
93.838		Lung Diseases Research (from University of California-San Francisco)	UW-Madison	140,467	0
93.838		Lung Diseases Research (from University of North Carolina)	UW-Madison	476,902	0
93.838		Lung Diseases Research (from University of Oregon)	UW-Madison	17,318	0
93.838	0043989 (126344-3)	Lung Diseases Research (from University of Pittsburgh)	UW-Madison	3,951	0

STATE OF WISCONSIN
SCHEDULE OF EXPENDITURES OF FEDERAL AWARDS
FOR THE YEAR ENDED JUNE 30, 2019

CFDA NUMBER	OTHER IDENTIFYING NUMBER	FEDERAL PROGRAM	STATE AGENCY OR UW INSTITUTION	EXPENDITURES	AMOUNT PROVIDED TO SUBRECIPIENTS
<i>RESEARCH AND DEVELOPMENT (R&D) CLUSTER</i>					
93.838		Lung Diseases Research (from Pantherics Inc)	UW-Milwaukee	6,404	0
93.839		Blood Diseases and Resources Research (from Emory University)	UW-Madison	79,275	0
93.839	17-13-138/R01HL118557	Blood Diseases and Resources Research (from Louisiana State University)	UW-Madison	4,050	0
93.839		Blood Diseases and Resources Research (from National Marrow Donor Program)	UW-Madison	622	0
93.839		Blood Diseases and Resources Research (from Stanford University)	UW-Madison	8,236	0
93.839	2-5-A6215	Blood Diseases and Resources Research (from University of Colorado-Denver)	UW-Milwaukee	70,516	0
93.839	UWSC9763	Blood Diseases and Resources Research (from University of Washington)	UW-Milwaukee	46,497	0
93.846		Arthritis, Musculoskeletal and Skin Diseases Research (from Brigham & Women's Hospital)	UW-Madison	764	0
93.846		Arthritis, Musculoskeletal and Skin Diseases Research (from Children's Hospital of Philadelphia)	UW-Madison	15,360	0
93.846		Arthritis, Musculoskeletal and Skin Diseases Research (from Design Concepts)	UW-Madison	52,697	0
93.846		Arthritis, Musculoskeletal and Skin Diseases Research (from Medical College of Wisconsin)	UW-Madison	142,692	0
93.846	1U19AR069519-01	Arthritis, Musculoskeletal and Skin Diseases Research (from Medical College of Wisconsin)	UW-Madison	58,918	0
93.846		Arthritis, Musculoskeletal and Skin Diseases Research (from Oregon Health & Science University)	UW-Madison	81,703	0
93.846		Arthritis, Musculoskeletal and Skin Diseases Research (from University of Illinois-Chicago)	UW-Madison	8,250	0
93.846	086129-16332	Arthritis, Musculoskeletal and Skin Diseases Research (from University of Illinois-Urbana-Champaign)	UW-Madison	24,988	0
93.847		Diabetes, Digestive, and Kidney Diseases Extramural Research (from Augusta University)	UW-Madison	7,410	0
93.847	32307-10	Diabetes, Digestive, and Kidney Diseases Extramural Research (from Augusta University)	UW-Madison	44,162	24,831
93.847		Diabetes, Digestive, and Kidney Diseases Extramural Research (from Children's Mercy Hospitals & Clinics)	UW-Madison	17,624	0
93.847		Diabetes, Digestive, and Kidney Diseases Extramural Research (from Fred Hutchinson Cancer Research Center)	UW-Madison	53,747	0
93.847	0000916785	Diabetes, Digestive, and Kidney Diseases Extramural Research (from Fred Hutchinson Cancer Research Center)	UW-Madison	9,085	0
93.847		Diabetes, Digestive, and Kidney Diseases Extramural Research (from George Washington University)	UW-Madison	179,886	0
93.847	15-D18	Diabetes, Digestive, and Kidney Diseases Extramural Research (from George Washington University)	UW-Madison	(559)	0
93.847	S-DPP1819-JD09	Diabetes, Digestive, and Kidney Diseases Extramural Research (from George Washington University)	UW-Madison	458,439	0
93.847	16-J0059	Diabetes, Digestive, and Kidney Diseases Extramural Research (from Morgridge Institute for Research)	UW-Madison	84,100	0
93.847		Diabetes, Digestive, and Kidney Diseases Extramural Research (from Nationwide Children's Hospital)	UW-Madison	11,429	0
93.847	952614 / 952616 / 7000043-0518	Diabetes, Digestive, and Kidney Diseases Extramural Research (from Nationwide Children's Hospital)	UW-Madison	2,017	0
93.847		Diabetes, Digestive, and Kidney Diseases Extramural Research (from University of Alabama-Birmingham)	UW-Madison	1,500	0
93.847	FP054734	Diabetes, Digestive, and Kidney Diseases Extramural Research (from University of Chicago)	UW-Madison	54,291	0
93.847	3003797655 (3003206500)	Diabetes, Digestive, and Kidney Diseases Extramural Research (from University of Michigan)	UW-Madison	97,727	0
93.847	3004835242	Diabetes, Digestive, and Kidney Diseases Extramural Research (from University of Michigan)	UW-Madison	9,139	0
93.847		Diabetes, Digestive, and Kidney Diseases Extramural Research (from University of Minnesota)	UW-Madison	77,261	0
93.847	P006540205	Diabetes, Digestive, and Kidney Diseases Extramural Research (from University of Minnesota)	UW-Madison	1	0
93.847	5108795	Diabetes, Digestive, and Kidney Diseases Extramural Research (from University of North Carolina-Chapel Hill)	UW-Madison	31,838	0
93.847	0048553 (127065-2)	Diabetes, Digestive, and Kidney Diseases Extramural Research (from University of Pittsburgh)	UW-Madison	63,232	0

STATE OF WISCONSIN
SCHEDULE OF EXPENDITURES OF FEDERAL AWARDS
FOR THE YEAR ENDED JUNE 30, 2019

CFDA NUMBER	OTHER IDENTIFYING NUMBER	FEDERAL PROGRAM	STATE AGENCY OR UW INSTITUTION	EXPENDITURES	AMOUNT PROVIDED TO SUBRECIPIENTS
<i>RESEARCH AND DEVELOPMENT (R&D) CLUSTER</i>					
93.847	113519	Diabetes, Digestive, and Kidney Diseases Extramural Research (from Wake Forest University Health Sciences)	UW-Madison	17,118	0
93.847		Diabetes, Digestive, and Kidney Diseases Extramural Research (from Washington University)	UW-Madison	97,954	0
93.847	MSN203472	Diabetes, Digestive, and Kidney Diseases Extramural Research (from Washington University)	UW-Madison	33,607	0
93.847		Diabetes, Digestive, and Kidney Diseases Extramural Research (from Yale University)	UW-Madison	84,629	0
93.847	GR101410 (CON-80001009)	Diabetes, Digestive, and Kidney Diseases Extramural Research (from Yale University)	UW-Madison	(1,052)	0
93.847		Diabetes, Digestive, and Kidney Diseases Extramural Research (from Medical College of Wisconsin)	UW-Milwaukee	18,100	0
93.853		Extramural Research Programs in the Neurosciences and Neurological Disorders (from Children's Research Institute)	UW-Madison	9,341	0
93.853		Extramural Research Programs in the Neurosciences and Neurological Disorders (from Cincinnati Children's Hospital Medical Center)	UW-Madison	1,055	0
93.853	2003044877 - 2002169654	Extramural Research Programs in the Neurosciences and Neurological Disorders (from Johns Hopkins University)	UW-Madison	2,504	0
93.853	BOA-187276-224063 CREST-2	Extramural Research Programs in the Neurosciences and Neurological Disorders (from Mayo Clinic Jacksonville)	UW-Madison	14,851	0
93.853		Extramural Research Programs in the Neurosciences and Neurological Disorders (from Mayo Clinic)	UW-Madison	15,119	0
93.853		Extramural Research Programs in the Neurosciences and Neurological Disorders (from Medical College of Wisconsin)	UW-Madison	414,436	0
93.853	5U01NS093650-03	Extramural Research Programs in the Neurosciences and Neurological Disorders (from Medical College of Wisconsin)	UW-Madison	(43,347)	0
93.853		Extramural Research Programs in the Neurosciences and Neurological Disorders (from Stanford University)	UW-Madison	18,845	0
93.853		Extramural Research Programs in the Neurosciences and Neurological Disorders (from University of Cincinnati)	UW-Madison	43	0
93.853	010085-124025 DEFUSE3	Extramural Research Programs in the Neurosciences and Neurological Disorders (from University of Cincinnati)	UW-Madison	3,953	0
93.853	569891	Extramural Research Programs in the Neurosciences and Neurological Disorders (from University of Pennsylvania)	UW-Madison	166,527	0
93.853	0012191A	Extramural Research Programs in the Neurosciences and Neurological Disorders (from University of Texas Health Science Center)	UW-Madison	7,805	0
93.853	WU-18-253/PO#2935188E	Extramural Research Programs in the Neurosciences and Neurological Disorders (from Washington University)	UW-Madison	147,598	0
93.855		Allergy and Infectious Diseases Research (from Benaroya Research Institute at Virginia Mason University)	UW-Madison	(4,357)	0
93.855	FY14ITN013	Allergy and Infectious Diseases Research (from Benaroya Research Institute at Virginia Mason University)	UW-Madison	6,747	0
93.855		Allergy and Infectious Diseases Research (from Children's Hospital of Boston)	UW-Madison	17,390	0
93.855	CASK - Core Y3	Allergy and Infectious Diseases Research (from Children's Hospital of Boston)	UW-Madison	116,843	0
93.855	RSTFD0000689287	Allergy and Infectious Diseases Research (from Children's Hospital of Boston)	UW-Madison	14,350	0
93.855	1897-209-2011694	Allergy and Infectious Diseases Research (from Clemson University)	UW-Madison	52,538	0
93.855	1(GG010483-01)	Allergy and Infectious Diseases Research (from Columbia University)	UW-Madison	139,987	0
93.855		Allergy and Infectious Diseases Research (from Emory University)	UW-Madison	211,329	0
93.855		Allergy and Infectious Diseases Research (from Fascure Therapeutics LLC)	UW-Madison	26,138	0
93.855		Allergy and Infectious Diseases Research (from Federal University of Minas Gerais)	UW-Madison	22,173	0
93.855		Allergy and Infectious Diseases Research (from Indiana University)	UW-Madison	3,543	0
93.855	430-23-24A	Allergy and Infectious Diseases Research (from Iowa State University)	UW-Madison	87,211	0
93.855	430-23-40A	Allergy and Infectious Diseases Research (from Iowa State University)	UW-Madison	7,099	0
93.855	225488	Allergy and Infectious Diseases Research (from Massachusetts General Hospital)	UW-Madison	38,070	0

STATE OF WISCONSIN
SCHEDULE OF EXPENDITURES OF FEDERAL AWARDS
FOR THE YEAR ENDED JUNE 30, 2019

CFDA NUMBER	OTHER IDENTIFYING NUMBER	FEDERAL PROGRAM	STATE AGENCY OR UW INSTITUTION	EXPENDITURES	AMOUNT PROVIDED TO SUBRECIPIENTS
<i>RESEARCH AND DEVELOPMENT (R&D) CLUSTER</i>					
93.855		Allergy and Infectious Diseases Research (from Medical College of Wisconsin)	UW-Madison	128,815	0
93.855	1584690	Allergy and Infectious Diseases Research (from Medical College of Wisconsin)	UW-Madison	1	0
93.855	FP7498	Allergy and Infectious Diseases Research (from Medical College of Wisconsin)	UW-Madison	226,331	0
93.855	1F99NS105211-01	Allergy and Infectious Diseases Research (from Mount Sinai School of Medicine)	UW-Madison	42,614	0
93.855	CTOT-19 YR03	Allergy and Infectious Diseases Research (from Mount Sinai School of Medicine)	UW-Madison	213,342	0
93.855	16-A0-00-007002-01	Allergy and Infectious Diseases Research (from New York University)	UW-Madison	85,391	0
93.855		Allergy and Infectious Diseases Research (from Northwestern University)	UW-Madison	6,702	0
93.855	60036149 UW	Allergy and Infectious Diseases Research (from Northwestern University)	UW-Madison	3,172	0
93.855	60046514 UWM	Allergy and Infectious Diseases Research (from Northwestern University)	UW-Madison	(696)	0
93.855		Allergy and Infectious Diseases Research (from Rhode Island Hospital)	UW-Madison	62,958	38,240
93.855	PA-17-302	Allergy and Infectious Diseases Research (from Salus Discovery LLC)	UW-Madison	44,978	0
93.855		Allergy and Infectious Diseases Research (from Scripps Research Institute)	UW-Madison	157,489	0
93.855	5-27088	Allergy and Infectious Diseases Research (from Scripps Research Institute)	UW-Madison	(14,705)	0
93.855	5-53305	Allergy and Infectious Diseases Research (from Scripps Research Institute)	UW-Madison	495	0
93.855	5-53487	Allergy and Infectious Diseases Research (from Scripps Research Institute)	UW-Madison	261,719	0
93.855	5-53542	Allergy and Infectious Diseases Research (from Scripps Research Institute)	UW-Madison	142,421	0
93.855		Allergy and Infectious Diseases Research (from Texas A&M University Health Science Center)	UW-Madison	36,686	0
93.855		Allergy and Infectious Diseases Research (from University of Alabama-Birmingham)	UW-Madison	1,414	0
93.855	341211	Allergy and Infectious Diseases Research (from University of Arizona)	UW-Madison	512	0
93.855		Allergy and Infectious Diseases Research (from University of California-San Francisco)	UW-Madison	1,090	0
93.855	A17-0084-S001-P0606927	Allergy and Infectious Diseases Research (from University of California-Santa Cruz)	UW-Madison	139,171	0
93.855	009245-004	Allergy and Infectious Diseases Research (from University of Cincinnati)	UW-Madison	2,052	0
93.855		Allergy and Infectious Diseases Research (from University of Florida)	UW-Madison	10,777	0
93.855		Allergy and Infectious Diseases Research (from University of Illinois-Urbana-Champaign)	UW-Madison	88,032	0
93.855	ULRF 15-0382-03	Allergy and Infectious Diseases Research (from University of Louisville)	UW-Madison	144,672	0
93.855	41795-03	Allergy and Infectious Diseases Research (from University of Manitoba)	UW-Madison	(101,415)	0
93.855		Allergy and Infectious Diseases Research (from University of Miami)	UW-Madison	10,180	0
93.855	661252-667428	Allergy and Infectious Diseases Research (from University of Miami)	UW-Madison	85,745	0
93.855	662397-668653	Allergy and Infectious Diseases Research (from University of Miami)	UW-Madison	262,937	0
93.855	M176458	Allergy and Infectious Diseases Research (from University of Miami)	UW-Madison	(1)	0
93.855		Allergy and Infectious Diseases Research (from University of Minnesota)	UW-Madison	435,404	0
93.855		Allergy and Infectious Diseases Research (from University of Minnesota)	UW-Madison	20,823	0
93.855		Allergy and Infectious Diseases Research (from University of North Carolina-Chapel Hill)	UW-Madison	154,727	0
93.855		Allergy and Infectious Diseases Research (from University of Pittsburgh)	UW-Madison	17,433	0

STATE OF WISCONSIN
SCHEDULE OF EXPENDITURES OF FEDERAL AWARDS
FOR THE YEAR ENDED JUNE 30, 2019

CFDA NUMBER	OTHER IDENTIFYING NUMBER	FEDERAL PROGRAM	STATE AGENCY OR UW INSTITUTION	EXPENDITURES	AMOUNT PROVIDED TO SUBRECIPIENTS
<i>RESEARCH AND DEVELOPMENT (R&D) CLUSTER</i>					
93.855	0045107 (125846-1)	Allergy and Infectious Diseases Research (from University of Pittsburgh)	UW-Madison	144,073	0
93.855	0045749 (129417-3)	Allergy and Infectious Diseases Research (from University of Pittsburgh)	UW-Madison	11,879	0
93.855		Allergy and Infectious Diseases Research (from University of Tennessee-Memphis)	UW-Madison	20,765	0
93.855	0012873A	Allergy and Infectious Diseases Research (from University of Texas Health Science Center)	UW-Madison	15,226	0
93.855		Allergy and Infectious Diseases Research (from University of Texas Medical Branch)	UW-Madison	331,192	0
93.855		Allergy and Infectious Diseases Research (from University of Texas-Dallas)	UW-Madison	29,098	0
93.855		Allergy and Infectious Diseases Research (from University of Texas-Dallas)	UW-Madison	24,086	0
93.855		Allergy and Infectious Diseases Research (from University of Washington)	UW-Madison	10,389	0
93.855	10084	Allergy and Infectious Diseases Research (from University of Washington)	UW-Madison	(1)	0
93.855		Allergy and Infectious Diseases Research (from Vanderbilt University Medical Center)	UW-Madison	9,838	0
93.855		Allergy and Infectious Diseases Research (from Vanderbilt University Medical Center)	UW-Madison	36,476	0
93.855	131217_G003730	Allergy and Infectious Diseases Research (from Washington State University)	UW-Madison	74,651	0
93.855	WU-16-162	Allergy and Infectious Diseases Research (from Washington University)	UW-Madison	9,245	0
93.855	WU-16-316	Allergy and Infectious Diseases Research (from Washington University)	UW-Madison	87,409	0
93.855	WU-16-325	Allergy and Infectious Diseases Research (from Washington University)	UW-Madison	18,490	0
93.855	WSU17111	Allergy and Infectious Diseases Research (from Wayne State University)	UW-Madison	55,828	0
93.855	MCW Agmt dated 8-19-16	Allergy and Infectious Diseases Research (from Medical College of Wisconsin)	UW-Milwaukee	(1,633)	0
93.855		Allergy and Infectious Diseases Research (from University of Maryland-Baltimore)	UW-Oshkosh	40	0
93.856	G-12331-1	Microbiology and Infectious Diseases Research (from Colorado State University)	UW-Madison	23,155	0
93.856	088352-16583	Microbiology and Infectious Diseases Research (from University of Illinois-Urbana-Champaign)	UW-Madison	(5,448)	0
93.859		Biomedical Research and Research Training (from Cincinnati Children's Hospital Medical Center)	UW-Madison	22,693	0
93.859		Biomedical Research and Research Training (from Duke University)	UW-Madison	15,851	0
93.859	2036690	Biomedical Research and Research Training (from Duke University)	UW-Madison	2,785	0
93.859	205080-206324	Biomedical Research and Research Training (from Jackson Laboratory)	UW-Madison	149,499	0
93.859		Biomedical Research and Research Training (from Lucigen)	UW-Madison	(585)	0
93.859	17-J0025	Biomedical Research and Research Training (from Morgridge Institute for Research)	UW-Madison	14,897	0
93.859	PA-15-269	Biomedical Research and Research Training (from Salus Discovery LLC)	UW-Madison	106,933	0
93.859	M1801387	Biomedical Research and Research Training (from Texas Agricultural & Mechanical University)	UW-Madison	55,018	0
93.859		Biomedical Research and Research Training (from University of California-Davis)	UW-Madison	200,170	0
93.859	10554sc	Biomedical Research and Research Training (from University of California-San Francisco)	UW-Madison	26,812	0
93.859		Biomedical Research and Research Training (from University of Connecticut)	UW-Madison	75,573	0
93.859		Biomedical Research and Research Training (from University of Georgia)	UW-Madison	43,075	0
93.859	RR182-449-S000866	Biomedical Research and Research Training (from University of Georgia)	UW-Madison	7,777	0
93.859	W000804166	Biomedical Research and Research Training (from University of Iowa)	UW-Madison	(2,755)	0

STATE OF WISCONSIN
SCHEDULE OF EXPENDITURES OF FEDERAL AWARDS
FOR THE YEAR ENDED JUNE 30, 2019

CFDA NUMBER	OTHER IDENTIFYING NUMBER	FEDERAL PROGRAM	STATE AGENCY OR UW INSTITUTION	AMOUNT PROVIDED TO EXPENDITURES	SUBRECIPIENTS
<i>RESEARCH AND DEVELOPMENT (R&D) CLUSTER</i>					
93.859		Biomedical Research and Research Training (from University of Michigan)	UW-Madison	135,681	0
93.859	H005879601	Biomedical Research and Research Training (from University of Minnesota)	UW-Madison	46,177	0
93.859	2017-23	Biomedical Research and Research Training (from University of Oklahoma)	UW-Madison	14,572	0
93.859		Biomedical Research and Research Training (from University of Tennessee-Memphis)	UW-Madison	25,461	0
93.859	3001123274	Biomedical Research and Research Training (from University of Texas-Anderson Cancer Center)	UW-Madison	18,683	0
93.859	1(GG010226-01)	Biomedical Research and Research Training (from Columbia University)	UW-Milwaukee	57,834	0
93.859		Biomedical Research and Research Training (from Concordia University)	UW-Milwaukee	2,588	0
93.859		Biomedical Research and Research Training (from Concordia University)	UW-Milwaukee	6,597	0
93.859		Biomedical Research and Research Training (from National Institute for Health Care Management)	UW-Oshkosh	24,974	0
93.865	82229-10832	Child Health and Human Development Extramural Research (from Cornell University)	UW-Madison	44,718	0
93.865		Child Health and Human Development Extramural Research (from Duke University)	UW-Madison	11,291	0
93.865	203-6548	Child Health and Human Development Extramural Research (from Duke University)	UW-Madison	15,147	0
93.865	0000913275	Child Health and Human Development Extramural Research (from Fred Hutchinson Cancer Research Center)	UW-Madison	30,692	0
93.865		Child Health and Human Development Extramural Research (from Marquette University)	UW-Madison	21,748	0
93.865	225999	Child Health and Human Development Extramural Research (from Massachusetts General Hospital)	UW-Madison	161,152	0
93.865	225999 & 231679	Child Health and Human Development Extramural Research (from Massachusetts General Hospital)	UW-Madison	12,246	0
93.865	230910	Child Health and Human Development Extramural Research (from Massachusetts General Hospital)	UW-Madison	133,800	0
93.865	60043282 UWS / 60032958 UWS	Child Health and Human Development Extramural Research (from Northwestern University)	UW-Madison	81,602	0
93.865	2017-3506	Child Health and Human Development Extramural Research (from University of California-Irvine)	UW-Madison	68,107	0
93.865	15967	Child Health and Human Development Extramural Research (from University of Illinois-Chicago)	UW-Madison	31,625	0
93.865	FY2016-122	Child Health and Human Development Extramural Research (from University of Kansas)	UW-Madison	10,018	0
93.865	3004193800	Child Health and Human Development Extramural Research (from University of Michigan)	UW-Madison	65,993	0
93.865		Child Health and Human Development Extramural Research (from University of Minnesota)	UW-Madison	8,199	0
93.865	A005220901	Child Health and Human Development Extramural Research (from University of Minnesota)	UW-Madison	52,376	0
93.865	N006344801	Child Health and Human Development Extramural Research (from University of Minnesota)	UW-Madison	369,398	0
93.865		Child Health and Human Development Extramural Research (from University of Missouri-Columbia)	UW-Madison	65,748	0
93.865	GB10015 154833	Child Health and Human Development Extramural Research (from University of Virginia)	UW-Madison	308,861	0
93.865	104536-G003491	Child Health and Human Development Extramural Research (from Washington State University)	UW-Madison	33,053	0
93.865		Child Health and Human Development Extramural Research (from Washington University)	UW-Madison	25,434	0
93.865	WU-18-34	Child Health and Human Development Extramural Research (from Washington University)	UW-Madison	24,900	0
93.865		Child Health and Human Development Extramural Research (from University of Massachusetts-Amherst)	UW-Milwaukee	62,081	0
93.866		Aging Research (from Johns Hopkins University)	UW-Madison	130,022	0
93.866	2002832640	Aging Research (from Johns Hopkins University)	UW-Madison	(1,156)	0
93.866		Aging Research (from Mayo Clinic)	UW-Madison	157,509	23,462
93.866		Aging Research (from Medical College of Wisconsin)	UW-Madison	448,423	0
93.866	1UF1AG051216-	Aging Research (from Medical College of Wisconsin)	UW-Madison	537,628	0
93.866		Aging Research (from Mount Sinai School of Medicine)	UW-Madison	17,373	0

STATE OF WISCONSIN
SCHEDULE OF EXPENDITURES OF FEDERAL AWARDS
FOR THE YEAR ENDED JUNE 30, 2019

CFDA NUMBER	OTHER IDENTIFYING NUMBER	FEDERAL PROGRAM	STATE AGENCY OR UW INSTITUTION	AMOUNT PROVIDED TO EXPENDITURES	SUBRECIPIENTS
<i>RESEARCH AND DEVELOPMENT (R&D) CLUSTER</i>					
93.866	0255-1891-4609	Aging Research (from Mount Sinai School of Medicine)	UW-Madison	(3,188)	0
93.866		Aging Research (from Northwestern University)	UW-Madison	139,659	0
93.866	60040682 UW	Aging Research (from Northwestern University)	UW-Madison	(194)	0
93.866	2015-3222	Aging Research (from University of California-Irvine)	UW-Madison	10,184	0
93.866	2017-3399	Aging Research (from University of California-Irvine)	UW-Madison	65,721	0
93.866	72752638 ADC-041-EX EXERT	Aging Research (from University of California-San Diego)	UW-Madison	56,471	0
93.866	W000838892	Aging Research (from University of Iowa)	UW-Madison	32,102	0
93.866	1100627 - PO#SR00002900	Aging Research (from University of Maryland)	UW-Madison	38,213	0
93.866	3003914929	Aging Research (from University of Michigan)	UW-Madison	6,920	0
93.866	3004159774	Aging Research (from University of Michigan)	UW-Madison	17,122	0
93.866		Aging Research (from University of Minnesota)	UW-Madison	51,710	0
93.866	H004986803	Aging Research (from University of Minnesota)	UW-Madison	46,161	0
93.866	045446-87G5	Aging Research (from University of New Mexico)	UW-Madison	118,020	0
93.866		Aging Research (from University of Pittsburgh)	UW-Madison	141,923	0
93.866	0047610 (129189-8)	Aging Research (from University of Pittsburgh)	UW-Madison	105,707	0
93.866	0055526 (130063-2)	Aging Research (from University of Pittsburgh)	UW-Madison	8,287	0
93.866	75696758	Aging Research (from University of Southern California)	UW-Madison	31,621	0
93.866	796349980 ADNI 3	Aging Research (from University of Southern California)	UW-Madison	114,434	0
93.866	88594367	Aging Research (from University of Southern California)	UW-Madison	2,387	0
93.866		Aging Research (from University of Washington)	UW-Madison	29,607	0
93.866	762210 /	Aging Research (from University of Washington)	UW-Madison	29,530	0
93.866	WU-17-164	Aging Research (from Washington University)	UW-Madison	85,859	0
93.866		Aging Research (from Baylor College of Medicine)	UW-Milwaukee	97,398	0
93.866	9R44AG052199-02A1-UWM	Aging Research (from Metria Innovation Inc)	UW-Milwaukee	235	0
93.866	UTA17-000229	Aging Research (from University of Texas at Austin)	UW-Milwaukee	(18,040)	0
93.866		Aging Research (from University of Illinois-Chicago)	UW-Stout	6,323	0
93.867	AGMT 04/11/18	Vision Research (from Amebagone Inc)	UW-Madison	220,292	0
93.867	7000000145	Vision Research (from Baylor College of Medicine)	UW-Madison	214,459	0
93.867		Vision Research (from Children's Hospital of Philadelphia)	UW-Madison	87,816	0
93.867	R44EY026864	Vision Research (from Eyenuk Inc)	UW-Madison	(783)	0
93.867	AGR DTD 08-12-042-10-1	Vision Research (from Jaeb Center for Health Research)	UW-Madison	330	0
93.867	ATS20	Vision Research (from Jaeb Center for Health Research)	UW-Madison	864	0
93.867		Vision Research (from Johns Hopkins University)	UW-Madison	157,020	0
93.867	2003092663	Vision Research (from Johns Hopkins University)	UW-Madison	17,193	0
93.867	30536-01	Vision Research (from Massachusetts Eye & Ear Infirmary)	UW-Madison	40,739	0
93.867		Vision Research (from Mount Sinai School of Medicine)	UW-Madison	1,724	0
93.867	ZEDS 106171	Vision Research (from New York University)	UW-Madison	3,487	0
93.867	SP0036228-PROJ0009809	Vision Research (from Northwestern University)	UW-Madison	258,095	6,278
93.867		Vision Research (from Ohio State University)	UW-Madison	8,879	0
93.867		Vision Research (from Pamdeca LLC)	UW-Madison	94,848	0
93.867		Vision Research (from Pennsylvania State University)	UW-Madison	14,389	0
93.867		Vision Research (from Stanford University)	UW-Madison	26,556	0
93.867	61637953-131084	Vision Research (from Stanford University)	UW-Madison	(10,775)	0
93.867	1001551531	Vision Research (from University of Iowa)	UW-Madison	224,393	0
93.867		Vision Research (from University of Rochester)	UW-Madison	7,437	0
93.867	416653-G	Vision Research (from University of Rochester)	UW-Madison	49	0
93.867	127939 G003796	Vision Research (from Washington State University)	UW-Madison	54,377	0
93.867	Lumithera Agmt dated 3-21-16	Vision Research (from Lumithera Inc)	UW-Milwaukee	50,428	0
93.867		Vision Research (from Medical College of Wisconsin)	UW-Oshkosh	46,441	0
93.879	W001029726	Medical Library Assistance (from University of Iowa)	UW-Madison	(21)	0
93.926		Healthy Start Initiative (from Great Lakes Inter-Tribal Council Inc)	UW-Madison	24,887	0
93.926	AGMT 02/10/15	Healthy Start Initiative (from Great Lakes Inter-Tribal Council Inc)	UW-Madison	18,954	0
93.951	667752	Demonstration Grants to States with Respect to Alzheimer's Disease (from University of Miami)	UW-Madison	251,398	0
93.969		PPHF Geriatric Education Centers (from Marquette University)	UW-Madison	4,903	0
93.969	15-285-004-2	PPHF Geriatric Education Centers (from Marquette University)	UW-Madison	204,512	0

STATE OF WISCONSIN
SCHEDULE OF EXPENDITURES OF FEDERAL AWARDS
FOR THE YEAR ENDED JUNE 30, 2019

CFDA NUMBER	OTHER IDENTIFYING NUMBER	FEDERAL PROGRAM	STATE AGENCY OR UW INSTITUTION	AMOUNT PROVIDED TO EXPENDITURES	SUBRECIPIENTS
<i>RESEARCH AND DEVELOPMENT (R&D) CLUSTER</i>					
93.989		International Research and Research Training (from Addis Ababa University)	UW-Madison	14,115	0
93.989	1D43TW010143-03	International Research and Research Training (from Addis Ababa University)	UW-Madison	4,560	0
93.989	152495-5078377-0102	International Research and Research Training (from Harvard University)	UW-Madison	386,349	0
93.989		International Research and Research Training (from University of Southern California)	UW-Madison	9,498	0
93.989		International Research and Research Training (from University of Southern California)	UW-Madison	21,624	0
93.989	95609518	International Research and Research Training (from University of Southern California)	UW-Madison	4,507	0
93.989		International Research and Research Training (from University of Virginia)	UW-Madison	6,505	0
N/A	93.ABTC0901	An Open Label, Phase 2 Study Evaluating the Safety and Efficacy of IMC-3G3 or IMC-1121B in Patients with Recurrent Glioblastoma Multiforme (from Johns Hopkins University)	UW-Madison	397	0
N/A	93.Protocol T Extension	A Comparative Effectiveness Study of Intravitreal Aflibercept, Bevacizumab and Ranibizumab for Diabetic Macular Edema (from Jaeb Center for Health Research)	UW-Madison	4,909	0
N/A	93.MSN186787	Advanced Vaccination & Immunity Management Strategies to Protect from Influenza Virus Infection (from University of Cambridge)	UW-Madison	553,023	0
N/A	93.10039141-03	Assessment of Patient-Stratified Transmission Risks & Development of Innovative Barrier Precaution Strategies (from University of Utah)	UW-Madison	4,805	0
N/A	93.X17188M	Biomedical Research Agreement (from Leidos Biomedical Research)	UW-Madison	92,259	0
N/A	93.FP00015898_SU B208_01	Cancer Trials Support Unit (from Children's Hospital of Philadelphia)	UW-Madison	6,069	0
N/A	93.HHSN272201400 008C	Centers of Excellence for Influenza Research & Surveillance (from Mount Sinai School of Medicine)	UW-Madison	68,040	0
N/A	93.HHSN272201400 008C	Centers of Excellence for Influenza Research and Surveillance (from Mount Sinai School of Medicine)	UW-Madison	291,358	0
N/A	93.BMT CTN 1301	Clinical Study Protocol Rider (from National Marrow Donor Program)	UW-Madison	77,770	0
N/A	93.BEST-CLI	Clinical Trial Agreement (from New England Research Institutes)	UW-Madison	27,681	0
N/A	93.FY17ITN013	Clinical Trial for Anti-TSLP (from Benaroya Research Institute at Virginia Mason University)	UW-Madison	10,148	0
N/A	93.AGMT 03/01/14	Clinical Trials (from ECOG-ACRIN Cancer Research Group)	UW-Madison	533	0
N/A	93.AGMT 11-17-14	Clinical Trials (from ECOG-ACRIN Cancer Research Group)	UW-Madison	128,754	0
N/A	93.AREDS2 012	Clinical Trials (from Emmes Corporation)	UW-Madison	37,525	0
N/A	93.POINT	Clinical Trials (from Emmes Corporation)	UW-Madison	(188)	0
N/A	93.47912	Comparative Surveillance of Generic Drugs by Machine Learning (from Marshfield Clinic Research Foundation)	UW-Madison	14,992	0
N/A	93.2017-01	COSMOS Eye Study (from Brigham & Women's Hospital)	UW-Madison	1,367	0
N/A	93.FY19ITN013	CTA for CATNIP (from Benaroya Research Institute at Virginia Mason)	UW-Madison	20,685	0
N/A	93.ULRF 18-0016A-E-01	Development of a Mouse Model for Preclinical Screening of Investigational Drugs against Pseudomonas aeruginosa (from University of Louisville)	UW-Madison	1,110	0
N/A	93.IDEAS Study	Imaging Dementia - Evidence for Amyloid Scanning (from American College of Radiology)	UW-Madison	1,332	0
N/A	93.00001031	Improving Antibiotic Use through Implementation & Evaluation of Core Elements of Antibiotic Stewardship in Nursing Homes or Long-Term Acute Hospitals (from Brown University)	UW-Madison	13,740	0
N/A	93.AGMT 9/22/16	Influenza Vaccine to Effectively Stop Cardio Thoracic Events and Decompensated Heart Fail (from Boston VA Research Institute)	UW-Madison	28,249	0
N/A	93.G-0253 DMHSAS-14	Juvenile Justice AODA Program (from Kenosha County)	UW-Madison	11,493	0
N/A	93.G-0253 DMHSAS-14	Juvenile Justice AODA Program (from Portage County)	UW-Madison	5,539	0
N/A	93.6006782	Mitigating Zoonotic Transmission of Salmonella Heidelberg in the Dairy Calf Production Chain (from Ohio State University)	UW-Madison	3,891	0
N/A	93.HHSN272201400 008C	NIAID Centers of Excellence for Influenza Research & Surveillance (from Mount Sinai School of Medicine)	UW-Madison	61,883	0

STATE OF WISCONSIN
SCHEDULE OF EXPENDITURES OF FEDERAL AWARDS
FOR THE YEAR ENDED JUNE 30, 2019

CFDA NUMBER	OTHER IDENTIFYING NUMBER	FEDERAL PROGRAM	STATE AGENCY OR UW INSTITUTION	EXPENDITURES	AMOUNT PROVIDED TO SUBRECIPIENTS
<i>RESEARCH AND DEVELOPMENT (R&D) CLUSTER</i>					
N/A	93.HHSN272201400008C	NIAID Centers of Excellence for Influenza Research and Surveillance (from Mount Sinai School of Medicine)	UW-Madison	1,169,019	0
N/A	93.COTC028	P97 Inhibitor (from Leidos Biomedical Research)	UW-Madison	9,108	0
N/A	93.BMT CTN 1401	Phase II Multicenter Trial of Single Autologous Hematopoietic Cell Transplant (from National Marrow Donor Program)	UW-Madison	61,948	0
N/A	93.AGMT 12/15/15	Protocol W Intravitreal Anti-VEGF Treatment for Prevention of Vision Threatening Diabetic Retinopathy in Eyes at High Risk (from Jaeb Center for Health Research)	UW-Madison	1,449	0
N/A	93.STRATA2016	Stratagraft Skin Tissue as an Alternative to Autografts in Promoting Autologous Skin Tissue Regeneration (from Stratatech)	UW-Madison	32,062	0
N/A	93.52081L	Substance Abuse Treatment to HIV Care (from RTI International)	UW-Madison	52,588	0
N/A	93.ACOSOG	Surgeons Oncology Group Case Study Services (from Brigham & Women's Hospital)	UW-Madison	385	0
N/A	93.MSN220638	Transcriptional Regulation of KCNH2 (from University of Kentucky)	UW-Madison	10,159	0
N/A	93.17FED1708489	VA Infection Control Practice Based Research Network (from Iowa City VA Healthcare System)	UW-Madison	30,974	0
N/A	93.82721111	ABCD-USA Consortium (from University of California-San Diego)	UW-Milwaukee	37,420	0
N/A	93.14-312-0214780-65086L	Postadoption and Guardianship (from Research Triangle Institute)	UW-Milwaukee	(24,814)	0
N/A	93.Task C-02	Production and Distribution of Filarial Research Reagents (from Georgia State University)	UW-Oshkosh	22,525	0
N/A	93.Task C-02	Production and Distribution of Filarial Research Reagents (from University of Georgia)	UW-Oshkosh	93,959	0
N/A	93.N2722017000351	UGA-NIH Subtask C02 (from University of Georgia)	UW-Oshkosh	(250)	0
Subtotal Research and Development (R&D) Subgrants				32,759,509	805,294
TOTAL U.S. DEPARTMENT OF HEALTH AND HUMAN SERVICES				313,728,488	42,763,334
CORPORATION FOR NATIONAL AND COMMUNITY SERVICE:					
94.013		Volunteers in Service to America	UW-Parkside	6,206	0
94.026		National Service and Civic Engagement Research Competition	UW-Whitewater	66,213	0
Subtotal Research and Development (R&D) Direct Grants				72,419	0
Research and Development (R&D) Subgrants:					
94.006		AmeriCorps (from Wisconsin National & Community Service Board)	UW-Whitewater	38,646	0
Subtotal Research and Development (R&D) Subgrants				38,646	0
TOTAL R&D FROM CORPORATION FOR NATIONAL AND COMMUNITY SERVICE				111,065	0
SOCIAL SECURITY ADMINISTRATION:					
96.007	862K400	Social Security Research and Demonstration (from UW-Madison)	UW-La Crosse	20,289	0
96.007		Social Security Research and Demonstration	UW-Madison	632,735	130,389
Subtotal Research and Development (R&D) Direct Grants				653,024	130,389
TOTAL R&D FROM SOCIAL SECURITY ADMINISTRATION				653,024	130,389
U.S. DEPARTMENT OF HOMELAND SECURITY:					
97.077		Homeland Security Research, Development, Testing, Evaluation, and Demonstration of Technologies Related to Nuclear Threat Detection	UW-Madison	234,177	0
Subtotal Research and Development (R&D) Direct Grants				234,177	0
Research and Development (R&D) Subgrants:					
97.065		Homeland Security Advanced Research Projects Agency (from Morgridge Institute for Research)	UW-Madison	260,011	0
Subtotal Research and Development (R&D) Subgrants				260,011	0
TOTAL R&D FROM U.S. DEPARTMENT OF HOMELAND SECURITY				494,188	0

STATE OF WISCONSIN
 SCHEDULE OF EXPENDITURES OF FEDERAL AWARDS
 FOR THE YEAR ENDED JUNE 30, 2019

CFDA NUMBER	OTHER IDENTIFYING NUMBER	FEDERAL PROGRAM	STATE AGENCY OR UW INSTITUTION	EXPENDITURES	AMOUNT PROVIDED TO SUBRECIPIENTS
<i>RESEARCH AND DEVELOPMENT (R&D) CLUSTER</i>					
U.S. AGENCY FOR INTERNATIONAL DEVELOPMENT:					
		Research and Development (R&D) Subgrants:			
N/A	98.09-002945-101	Grafted Vegetables for Sustainable Agriculture (from University of California-Davis)	UW-Madison	13,236	7,979
				<hr/>	<hr/>
TOTAL R&D FROM U.S. AGENCY FOR INTERNATIONAL DEVELOPMENT				13,236	7,979
				<hr/>	<hr/>
TOTAL RESEARCH AND DEVELOPMENT (R&D) CLUSTER				\$ 590,105,267	\$ 82,379,429
				<hr/>	<hr/>

STATE OF WISCONSIN
SCHEDULE OF EXPENDITURES OF FEDERAL AWARDS
FOR THE YEAR ENDED JUNE 30, 2019

CFDA NUMBER	OTHER IDENTIFYING NUMBER	FEDERAL PROGRAM	STATE AGENCY OR UW INSTITUTION	EXPENDITURES	AMOUNT PROVIDED TO SUBRECIPIENTS
<i>STUDENT FINANCIAL ASSISTANCE (SFA) CLUSTER</i>					
DEPARTMENT OF EDUCATION:					
84.007		Federal Supplemental Educational Opportunity Grants	UW Colleges	625,836	0
84.007		Federal Supplemental Educational Opportunity Grants	UW-Eau Claire	754,258	0
84.007		Federal Supplemental Educational Opportunity Grants	UW-Green Bay	488,105	0
84.007		Federal Supplemental Educational Opportunity Grants	UW-La Crosse	387,709	0
84.007		Federal Supplemental Educational Opportunity Grants	UW-Madison	2,670,007	0
84.007		Federal Supplemental Educational Opportunity Grants	UW-Milwaukee	1,772,442	0
84.007		Federal Supplemental Educational Opportunity Grants	UW-Oshkosh	579,885	0
84.007		Federal Supplemental Educational Opportunity Grants	UW-Parkside	423,043	0
84.007		Federal Supplemental Educational Opportunity Grants	UW-Platteville	404,310	0
84.007		Federal Supplemental Educational Opportunity Grants	UW-River Falls	379,269	0
84.007		Federal Supplemental Educational Opportunity Grants	UW-Stevens Point	862,086	0
84.007		Federal Supplemental Educational Opportunity Grants	UW-Stout	495,827	0
84.007		Federal Supplemental Educational Opportunity Grants	UW-Superior	181,035	0
84.007		Federal Supplemental Educational Opportunity Grants	UW-Whitewater	637,215	0
Total Federal Program 84.007				10,661,027	0
84.033		Federal Work-Study Program	UW Colleges	246,837	0
84.033		Federal Work-Study Program	UW-Eau Claire	1,030,093	0
84.033		Federal Work-Study Program	UW-Green Bay	290,548	0
84.033		Federal Work-Study Program	UW-La Crosse	384,367	0
84.033		Federal Work-Study Program	UW-Madison	2,861,390	0
84.033		Federal Work-Study Program	UW-Milwaukee	834,615	0
84.033		Federal Work-Study Program	UW-Oshkosh	422,150	0
84.033		Federal Work-Study Program	UW-Parkside	157,567	0
84.033		Federal Work-Study Program	UW-Platteville	426,711	0
84.033		Federal Work-Study Program	UW-River Falls	392,238	0
84.033		Federal Work-Study Program	UW-Stevens Point	701,990	0
84.033		Federal Work-Study Program	UW-Stout	635,237	0
84.033		Federal Work-Study Program	UW-Superior	265,163	0
84.033		Federal Work-Study Program	UW-Whitewater	404,047	0
Total Federal Program 84.033				9,052,953	0
84.038		Federal Perkins Loan Program-Federal Capital Contributions	UW-Eau Claire	12,564,710	0
84.038		Federal Perkins Loan Program-Federal Capital Contributions	UW-Green Bay	4,048,679	0
84.038		Federal Perkins Loan Program-Federal Capital Contributions	UW-La Crosse	4,828,973	0
84.038		Federal Perkins Loan Program-Federal Capital Contributions	UW-Madison	24,137,286	0
84.038		Federal Perkins Loan Program-Federal Capital Contributions	UW-Milwaukee	48,548,717	0
84.038		Federal Perkins Loan Program-Federal Capital Contributions	UW-Oshkosh	4,809,882	0
84.038		Federal Perkins Loan Program-Federal Capital Contributions	UW-Parkside	1,880,076	0
84.038		Federal Perkins Loan Program-Federal Capital Contributions	UW-Platteville	6,575,445	0
84.038		Federal Perkins Loan Program-Federal Capital Contributions	UW-River Falls	5,256,396	0
84.038		Federal Perkins Loan Program-Federal Capital Contributions	UW-Stevens Point	14,645,052	0
84.038		Federal Perkins Loan Program-Federal Capital Contributions	UW-Stout	10,875,597	0
84.038		Federal Perkins Loan Program-Federal Capital Contributions	UW-Superior	1,203,364	0
84.038		Federal Perkins Loan Program-Federal Capital Contributions	UW-Whitewater	8,450,678	0
Total Federal Program 84.038				147,824,855	0
84.063		Federal Pell Grant Program	UW Colleges	8,122,089	0
84.063		Federal Pell Grant Program	UW-Eau Claire	3,758,212	0
84.063		Federal Pell Grant Program	UW-Green Bay	8,486,645	0
84.063		Federal Pell Grant Program	UW-La Crosse	20,917,406	0
84.063		Federal Pell Grant Program	UW-Madison	12,423,744	0
84.063		Federal Pell Grant Program	UW-Milwaukee	10,669,370	0
84.063		Federal Pell Grant Program	UW-Oshkosh	30,632,679	0
84.063		Federal Pell Grant Program	UW-Parkside	11,274,464	0
84.063		Federal Pell Grant Program	UW-Platteville	7,764,360	0
84.063		Federal Pell Grant Program	UW-River Falls	7,388,206	0
84.063		Federal Pell Grant Program	UW-Stevens Point	6,681,404	0
84.063		Federal Pell Grant Program	UW-Stout	9,986,199	0
84.063		Federal Pell Grant Program	UW-Superior	10,762,291	0
84.063		Federal Pell Grant Program	UW-Whitewater	8,729,446	0
Total Federal Program 84.063				157,596,515	0

STATE OF WISCONSIN
SCHEDULE OF EXPENDITURES OF FEDERAL AWARDS
FOR THE YEAR ENDED JUNE 30, 2019

CFDA NUMBER	OTHER IDENTIFYING NUMBER	FEDERAL PROGRAM	STATE AGENCY OR UW INSTITUTION	EXPENDITURES	AMOUNT PROVIDED TO SUBRECIPIENTS
<i>STUDENT FINANCIAL ASSISTANCE (SFA) CLUSTER</i>					
84.268		Federal Direct Student Loans	UW Colleges	10,761,105	0
84.268		Federal Direct Student Loans	UW-Eau Claire	36,375,286	0
84.268		Federal Direct Student Loans	UW-Green Bay	23,290,855	0
84.268		Federal Direct Student Loans	UW-La Crosse	43,451,504	0
84.268		Federal Direct Student Loans	UW-Madison	163,783,537	0
84.268		Federal Direct Student Loans	UW-Milwaukee	117,145,336	0
84.268		Federal Direct Student Loans	UW-Oshkosh	43,508,536	0
84.268		Federal Direct Student Loans	UW-Parkside	16,621,719	0
84.268		Federal Direct Student Loans	UW-Platteville	28,724,301	0
84.268		Federal Direct Student Loans	UW-River Falls	24,011,558	0
84.268		Federal Direct Student Loans	UW-Stevens Point	31,802,675	0
84.268		Federal Direct Student Loans	UW-Stout	34,546,773	0
84.268		Federal Direct Student Loans	UW-Superior	12,526,111	0
84.268		Federal Direct Student Loans	UW-Whitewater	52,725,957	0
Total Federal Program 84.268				639,275,253	0
84.379		Teacher Education Assistance for College and Higher Education Grants (TEACH Grants)	UW-Green Bay	1,868	0
84.379		Teacher Education Assistance for College and Higher Education Grants (TEACH Grants)	UW-Madison	37,408	0
84.379		Teacher Education Assistance for College and Higher Education Grants (TEACH Grants)	UW-Stout	3,752	0
Total Federal Program 84.379				43,028	0
N/A	84.SFA	Administrative Cost Allowance	UW Colleges	2,630	0
N/A	84.SFA	Administrative Cost Allowance	UW-Eau Claire	135,045	0
N/A	84.SFA	Administrative Cost Allowance	UW-Green Bay	63,420	0
N/A	84.SFA	Administrative Cost Allowance	UW-Milwaukee	15,494	0
N/A	84.SFA	Administrative Cost Allowance	UW-Parkside	35,831	0
N/A	84.SFA	Administrative Cost Allowance	UW-Platteville	71,710	0
N/A	84.SFA	Administrative Cost Allowance	UW-River Falls	99,434	0
N/A	84.SFA	Administrative Cost Allowance	UW-Stevens Point	198,649	0
N/A	84.SFA	Administrative Cost Allowance	UW-Stout	128,978	0
N/A	84.SFA	Administrative Cost Allowance	UW-Superior	34,818	0
N/A	84.SFA	Administrative Cost Allowance	UW-Whitewater	2,710	0
Total Administrative Cost Allowance				788,719	0
TOTAL SFA FROM U.S. DEPARTMENT OF EDUCATION				965,242,350	0
U.S. DEPARTMENT OF HEALTH AND HUMAN SERVICES:					
93.264		Nurse Faculty Loan Program (NFLP)	UW-Madison	329,850	0
93.264		Nurse Faculty Loan Program (NFLP)	UW-Milwaukee	2,255,843	0
Total Federal Program 93.264				2,585,693	0
93.342		Health Professions Student Loans, Including Primary Care Loans/Loans for Disadvantaged Students	UW-Madison	6,632,913	0
93.364		Nursing Student Loans	UW-Madison	1,624,756	0
93.364		Nursing Student Loans	UW-Milwaukee	3,141,897	0
93.364		Nursing Student Loans	UW-Oshkosh	3,895,786	0
Total Federal Program 93.364				8,662,439	0
TOTAL SFA FROM U.S. DEPARTMENT OF HEALTH AND HUMAN SERVICES				17,881,045	0
TOTAL STUDENT FINANCIAL ASSISTANCE CLUSTER (SFA)				983,123,395	0
TOTAL EXPENDITURES OF FEDERAL AWARDS				\$ 12,374,050,020	\$ 1,693,549,834

Notes to the State of Wisconsin

Schedule of Expenditures of Federal Awards ■

1. SUMMARY OF SIGNIFICANT ACCOUNTING POLICIES

A. Purpose

The Schedule of Expenditures of Federal Awards presents a summary of the State of Wisconsin's expenditures funded by the federal government for the fiscal year ended June 30, 2019. For purposes of the schedule, federal programs have been classified as follows: 1) Individual Programs and Other Clusters, including grants received directly from the federal government and subgrants received from other organizations; 2) the Research and Development (R&D) Cluster, including R&D grants received directly from the federal government and R&D subgrants received from other entities; and 3) the Student Financial Assistance (SFA) Cluster.

Direct federal awards and subgrants are presented for each federal agency by the Catalog of Federal Domestic Assistance (CFDA) number when available in the grant agreements or determinable based on a grant's source and purpose. For grants that did not clearly state a CFDA number, the schedule includes the grant, or a total for several grants, with a CFDA number of N/A for not available. An "other identifying number," when available, is required to be shown if the CFDA number is not available.

Because the schedule presents only a selected portion of the activities of the State, it is not intended to and does not present the financial position or results of operations of the State.

B. Basis of Accounting

The accompanying Schedule of Expenditures of Federal Awards has been prepared from the accounting and inventory records of Wisconsin state agencies, including the University of Wisconsin (UW) System, and from federal reports submitted by the state agencies to the various federal grantor agencies. The State's accounting records are maintained on a budgetary basis, in accordance with Wisconsin Statutes. State statutes and state accounting policies require that disbursements be recognized in the fiscal year in which they are recorded for payment, except for certain state employee fringe benefits and selected other items that are recognized in the period to which the payments relate, regardless of when paid. The State's centralized accounting records remain open for a period of time after June 30 to permit the recording of expenditures applicable to the fiscal year ended June 30, in accordance with Wisconsin Statutes.

A timing variance may exist between the recording of federal grant expenditures in the accounting records and the reporting of the expenditures to the federal government or other subgrantor organizations.

Uniform Administrative Requirements, Cost Principles, and Audit Requirements for Federal Awards (Uniform Guidance) requires the Schedule of Expenditures of Federal Awards to include the amount provided to subrecipients under each federal program. The amount provided to subrecipients under each federal program was determined by the state agencies, including UW System.

To eliminate double-counting of "subgrants" between state agencies, the schedule includes expenditures reported by the state agency that received the funds directly from the federal government and does not include expenditures recorded by the "subrecipient agency." However, for subgrants between UW institutions, the schedule includes expenditures reported by UW institutions that received the subgranted funds and does not include expenditures reported by the subgranting UW institutions.

C. State Agencies Included

The following state agencies were included in the scope of the federal compliance portion of the audit. State agencies that administered a major federal program audited during the FY 2018-19 single audit are indicated in **bold**.

1. Board for People with Developmental Disabilities (BPDD)
2. Board of Commissioners of Public Lands (BCPL)
3. Child Abuse and Neglect Prevention Board (CANPB)
4. **Department of Administration (DOA)**

5. Department of Agriculture, Trade, and Consumer Protection (DATCP)
6. Department of Children and Families (DCF)
7. Department of Corrections (DOC)
- 8. Department of Health Services (DHS)**
9. Department of Justice (DOJ)
- 10. Department of Military Affairs (DMA)**
- 11. Department of Natural Resources (DNR)**
- 12. Department of Public Instruction (DPI)**
13. Department of Safety and Professional Services (DSPS)
14. Department of Tourism (Tourism)
15. Department of Transportation (DOT)
- 16. Department of Veterans Affairs (DVA)**
- 17. Department of Workforce Development (DWD)**
18. Elections Commission (Elections)
19. Public Service Commission (PSC)
20. University of Wisconsin System
21. Wisconsin Court System (Courts)
22. Wisconsin Historical Society (WHS)
23. Wisconsin Technical College System (WTCS)

The Wisconsin Humanities Council is a nonprofit organization associated with UW System. Through a contract with the Wisconsin Humanities Council, UW System is responsible for fiscal and personnel administration of the Council. At the request of the Wisconsin Humanities Council, the Council was included as a unit within UW System.

Federal awards administered by the Wisconsin Housing and Economic Development Authority, the Wisconsin Economic Development Corporation, and the University of Wisconsin Hospitals and Clinics Authority were not included in the scope of this audit. These entities had single audits performed by other auditors.

2. USE OF DE MINIMIS COST RATE

No state agency has elected to use the 10 percent de minimis cost rate for indirect costs.

3. FEDERAL SANCTIONS AND DISALLOWANCES

There are actual or potential federal sanctions and disallowances for the Title IV-B (CFDA #93.556) and IV-E (CFDA #93.658) programs, the Medical Assistance (MA) Program (CFDA #93.778), and the Community Development Block Grants/State's Program and Non-Entitlement Grants in Hawaii (CDBG) (CFDA #14.228) program.

A. Penalty for Titles IV-B and IV-E

In April 2010, the U.S. Department of Health and Human Services' Administration for Children and Families (ACF) conducted a Child and Family Service Review (CFSR) of, among other things, the State's child welfare program. ACF found that DCF was not meeting federal requirements in several areas. In response to the CFSR findings, DCF developed, and ACF approved, a Program Improvement Plan (PIP) with measurement data goals. DCF had until March 31, 2014, to achieve all measurement data goals. In August 2015, ACF informed DCF of a \$1,869,784 penalty for failure to meet all of the measurement data goals required by the approved PIP. In September 2015, DCF repaid to the federal government \$1,505,057 of Title IV-B funds and \$364,727 of Title IV-E funds. However, based on subsequent examination of the penalty assessment documentation, DCF believes that the penalty should have been \$1,757,925, which includes \$1,399,441 of Title IV-B funds and \$358,484 of Title IV-E funds. DCF reclaimed \$6,243 of Title IV-E funds on the March 2016 claim. DCF is still awaiting the \$105,616 refund of Title IV-B funds from ACF.

B. Sanction for the Health Check/Other Services—MA Program

In September 2013, DHS received the final report from the U.S. Department of Health and Human Services' Office of Inspector General (OIG) recommending a disallowance related to Health Check/Other Services, a program for which DHS claims Medicaid reimbursement for treatment costs for prior-authorized eligible children in Wisconsin residential care centers. The report indicated that DHS used a cost allocation methodology that did not comply with federal requirements. The OIG recommended that DHS return \$22,868,628 to the federal government for the time period from October 1, 2004, through September 30, 2006. DHS did not agree with the recommendation and sent a response to the Centers for Medicare and Medicaid Services (CMS) dated October 9, 2013. DHS continues to have discussions with CMS on this issue. DHS provided additional information to CMS on September 26, 2014, and again on July 31, 2019.

C. Reporting and Refunding the Federal Share of Medicaid-Related Settlements and a Judgment

On August 14, 2018, DHS received a draft report from the U.S. Department of Health and Human Services' OIG recommending a disallowance related to the Medicaid Program. The OIG review covered the period from October 2008 through September 2016. The OIG concluded that DHS did not report and refund the full federal share of Medicaid related settlements and judgments in the amount of \$27.6 million. DHS agrees in part with the proposed findings and recommendations but does not concur with the amount recommended to be refunded and asserts that the amount to be refunded is \$6.1 million. DHS sent a formal response to the U.S. Department of Health and Human Services' OIG on September 14, 2018. DHS

continues to have discussion with CMS on this issue. DHS provided additional information to CMS on May 21, 2019.

D. Disallowances for Community Development Block Grant/State's Program and Non-Entitlement Grants in Hawaii

The U.S. Department of Housing and Urban Development (HUD) provided funding to the State through the CDBG program. Through FY 2010-11, the former Department of Commerce was the state agency responsible for subgranting HUD funds to units of local government. In FY 2011-12, DOA assumed responsibility for administering CDBG funds thereafter. In FY 2015-16, HUD issued a finding of noncompliance related to the State's closeout system and directed the State to undertake a review of old, open activities. DOA took corrective action to close out activities as possible, reporting the status of its efforts to HUD on a periodic basis. In late FY 2017-18, HUD performed an on-site review of those activities and, in FY 2018-19, advised that it would require DOA to reimburse the State's local account with nonfederal funds in the amount of \$7.3 million and continue to collect \$2.2 million that is being repaid by the units of local government. After additional discussions with HUD, in December 2019 the State requested that HUD approve a \$7.3 million voluntary grant reduction over a two-year period to satisfy the reimbursement requirement from HUD.

E. Provider Overpayments—MA Program

The FY 2017-18 single audit report cited DHS for failure to comply with federal regulations and return to the federal government its share of MA Program provider overpayment amounts it has identified and communicated to providers. The CMS letter, dated September 17, 2019, requested DHS return these funds. DHS does not agree with the finding, which addresses repayment of federal funds for overpayments identified by the MA program, as it relates to the overpayment's date of discovery when not resulting from fraud. In addition, the circuit court issued an injunction in September 2016. The injunction was reaffirmed in March 2017 and it prohibits DHS from recovering payments for noncompliance with MA program requirements other than those set forth in statute. In July 2019, the circuit court ruled in favor of DHS, but the plaintiffs petitioned the Supreme Court for review of the case in December 2019.

F. Federal Participation for 1915(i) Services

In October 2019, DHS received notification from the U.S. Department of Health and Human Services requesting that DHS refund \$9,591,714 related to the Medicaid program. The U.S. Department of Health and Human Services concluded that Wisconsin's cost settlements related to the 1915(i) Community Recovery Services-Home and Community Based Services-Psychosocial Rehabilitation Program for the period January 15, 2010, to December 31, 2014, were not supported by a

CMS-approved cost reporting methodology as required by Wisconsin’s state plan amendment transmittal number #09-017.

4. FOOD COMMODITIES

Food commodities distributed during the fiscal year are reported as expenditures in the Schedule of Expenditures of Federal Awards under the various federal programs that distributed the commodities. The value of food commodities distributed during the fiscal year and the amount of food commodities on hand as of June 30, 2019, are shown in the following table for each program distributing food commodities.

Food Commodity Assistance

CFDA Number	Federal Program	Distributed	Inventory Balance June 30, 2019
10.555	National School Lunch Program	\$25,296,523	\$161
10.559	Summer Food Service Program for Children	86,336	0
10.569	Emergency Food Assistance Program (Food Commodities)	11,712,855	0
Total		\$37,095,714	\$161

5. WIC SPECIAL SUPPLEMENTAL NUTRITION PROGRAM FOR WOMEN, INFANTS, AND CHILDREN REBATES

During FY 2018-19, DHS received \$23,014,878 in cash rebates from infant formula manufacturers from the sale of formula to WIC participants (CFDA #10.557). Rebate contracts with infant formula manufacturers are authorized by 7 CFR s. 246.16 (m) as a cost-containment measure. Rebates represent a reduction of expenditures previously incurred for WIC food benefit costs. Applying the rebates received to such costs enabled DHS to extend program benefits to 33,072 more people than could have been served during FY 2018-19 in the absence of the rebate contracts.

6. IMMUNIZATION COOPERATIVE AGREEMENTS

The value of vaccines distributed on behalf of the Wisconsin Immunization Program during FY 2018-19 was \$51,535,119. This amount is included as expenditures in the Immunization Cooperative Agreements (CFDA #93.268) program in the Schedule of Expenditures of Federal Awards.

7. COMMUNITY DEVELOPMENT BLOCK GRANTS/STATE'S PROGRAM AND NON-ENTITLEMENT GRANTS IN HAWAII

The Community Development Block Grants/State's Program and Non-Entitlement Grants in Hawaii (CFDA #14.228) program provides funds to local units of government to complete infrastructure and facility projects or to grant or loan funds to businesses to assist with job creation and retention, or to homeowners or landlords to assist with housing rehabilitation and homebuyer assistance. Loan repayments received by units of local government in excess of certain limits must be returned to the State. Included in the Schedule of Expenditures of Federal Awards as expenditures of the program is a total of \$1,202,656 that was supported by funds returned to the State.

8. UNEMPLOYMENT INSURANCE

FY 2018-19 expenditures in the Schedule of Expenditures of Federal Awards for Unemployment Insurance (CFDA #17.225) include \$387,762,803 in benefits funded by the Wisconsin Unemployment Reserve Fund; \$151,563 in federally funded benefits; and \$66,991,526 in federally funded administrative costs.

9. HIGHWAY PLANNING AND CONSTRUCTION

Expenditures in the Schedule of Expenditures of Federal Awards for Highway Planning and Construction (CFDA #20.205) include \$1.6 million in project charges that have been incurred in excess of the federally approved project budget amount. DOT will seek federal approval for increases to project budgets, and federal reimbursements are expected in the next fiscal year.

10. LOAN FUNDS FROM THE FEDERAL HIGHWAY ADMINISTRATION

DOT received a total of \$1,500,000 through FY 2004-05 from the Federal Highway Administration under Highway Planning and Construction (CFDA #20.205) to establish a revolving loan fund to assist local government transit and highway projects. This fund consists of federal contributions, agency match, and loan repayments collected from borrowers. Loans outstanding from all funding sources as of June 30, 2019, totaled \$2,920,107 and are included in the federal expenditures reported in the Schedule of Expenditures of Federal Awards.

11. DONATION OF FEDERAL SURPLUS PERSONAL PROPERTY

DOA is responsible for administration of the Donation of Federal Surplus Personal Property (CFDA #39.003) program. DOA receives and distributes the federal surplus property. Reported federal expenditures of \$40,937 in the Schedule of Expenditures of Federal Awards for this program represents the fair value of property distributed by DOA during FY 2018-19. During FY 2018-19, property with a fair value of \$40,937 was received by DOA and, as of June 30, 2019, property with a fair value of \$0 was on hand. The fair value of the property is calculated at 22.47 percent of the property's original acquisition cost based on guidance provided by the U.S. General Services Administration.

12. CAPITALIZATION GRANTS FOR CLEAN WATER STATE REVOLVING FUNDS AND CAPITALIZATION GRANTS FOR DRINKING WATER STATE REVOLVING FUNDS

The Environmental Improvement Fund is an enterprise fund of the State of Wisconsin and is jointly administered by DNR and DOA. Included in the Environmental Improvement Fund is the Clean Water Fund Program, funded primarily by the federal government under the Capitalization Grants for Clean Water State Revolving Funds (CFDA #66.458) program, and the Safe Drinking Water Loan Program, funded primarily by the federal government under the Capitalization Grants for Drinking Water State Revolving Funds (CFDA #66.468).

Federal reporting requirements for the Clean Water Fund Program and the Safe Drinking Water Loan Program include financial statements prepared in accordance with generally accepted accounting principles, as well as information regarding loan recipients, loan amounts, loan terms, project categories of eligible costs, and similar details on other forms of assistance. DNR and DOA provided this information to the U.S. Environmental Protection Agency in the following documents and formats:

- the Environmental Improvement Fund's audited financial statements, prepared by DOA in accordance with accounting principles generally accepted in the United States, including supplementary information specific to the Clean Water Fund Program;
- the Clean Water Fund Program and Safe Drinking Water Loan Program intended use plans, prepared by DNR;
- the Clean Water Fund Program and Safe Drinking Water Loan Program annual reports, prepared by DNR;

- Annual National Information Management System online submittals by DNR for the Clean Water Fund Program and Safe Drinking Water Loan Program;
- monthly Federal Funding Accountability and Transparency Act (FFATA) reporting by DNR; and
- quarterly data entry into the Clean Water Benefits Reporting Database and the Drinking Water Project Benefits Reporting Database by DNR.

Copies of these documents are available from:
 Wisconsin Department of Natural Resources
 Bureau of Community Financial Assistance
 P.O. Box 7921
 Madison, Wisconsin 53707

13. STATE ENERGY PROGRAM REVOLVING LOAN FUND

The portion of the State Energy Program (CFDA #81.041) funded by the American Recovery and Reinvestment Act (ARRA) established a revolving loan fund to provide loans to business organizations. Because the federal government is at risk for these loans until they are repaid, Uniform Guidance requires the value of federal awards expended to include these outstanding loan balances. The following table shows the loan activity and balances related to FY 2018-19.

State Energy Program Revolving Loan Fund

CFDA Number	Federal Program	Loan Balance June 30, 2018 ¹	Loans Disbursed	Loan Repayments	Loan Write-Offs Recovered	Loan Balance June 30, 2019
81.041	State Energy Program Revolving Loan Fund	\$11,494,811	\$0	\$1,246,475	\$0	\$10,248,336

¹ This amount does not agree with the June 30, 2018 loan balance of \$11,899,218 reported in the FY 2017-18 single audit report (report 19-3). During FY 2018-19, the Public Service Commission went through a reconciliation process and this amount was adjusted by \$404,407 to reflect the actual balance as of June 30, 2018.

14. FEE-FOR-SERVICE PROGRAMS AND FIXED-PRICE CONTRACTS

State agencies may receive fees for services or reimbursement under fixed-price contracts with the federal government or other subgrantor organizations. Actual costs to provide the services are not required to be reported to the federal government or other subgrantor organizations. The schedule includes actual amounts charged to the fixed-price contracts. These amounts may be more than, equal to, or less than the contract funds received from the federal grantor agency or other subgrantor organizations.

15. STUDENT LOANS COLLECTED BY THE UNIVERSITY OF WISCONSIN SYSTEM

Federal Perkins Loan Program—Federal Capital Contributions (CFDA #84.038)

The amount in the Schedule of Expenditures of Federal Awards includes the outstanding balance of loans receivable as of June 30, 2019, as well as immaterial amounts of administrative costs incurred during the fiscal year.

Nurse Faculty Loan Program (NFLP) (CFDA #93.264)

The amount in the Schedule of Expenditures of Federal Awards includes the outstanding balance of loans receivable as of June 30, 2019.

Health Professions Student Loans, Including Primary Care Loans/Loans for Disadvantaged Students (CFDA #93.342)

The amount in the Schedule of Expenditures of Federal Awards includes the outstanding balance of loans receivable as of June 30, 2019, as well as immaterial amounts of administrative costs incurred during the fiscal year.

Nursing Student Loans (CFDA #93.364)

The amount in the Schedule of Expenditures of Federal Awards includes the outstanding balance of loans receivable as of June 30, 2019, as well as immaterial amounts of administrative costs incurred during the fiscal year.

16. OTHER STUDENT LOAN PROGRAMS

UW System participates in Federal Direct Student Loans (CFDA #84.268), a program that makes interest-subsidized or unsubsidized Stafford loans available to students, or PLUS loans available to graduate or professional students or to parents of dependent students. Federal Direct Student Loans are reported in the Student Financial Assistance Cluster. Loan funds are provided by the U.S. Department of Education, and UW institutions are responsible for disbursing the loans. The Federal Direct Student Loans amounts disbursed to students during FY 2018-19 are reported in the Schedule of Expenditures of Federal Awards. However, the total outstanding loan balance for the Federal Direct Student Loans program is maintained by

the U.S. Department of Education, which is responsible for loan collection. Therefore, the outstanding loan balance is not included in the Schedule of Expenditures of Federal Awards.

**17. STUDENT FINANCIAL ASSISTANCE CLUSTER
ADMINISTRATIVE COST ALLOWANCE**

Included in the Schedule of Expenditures of Federal Awards are the total expenditures for the administrative cost allowance provided by Federal Supplemental Educational Opportunity Grants (CFDA #84.007), the Federal Work-Study Program (CFDA #84.033), the Federal Perkins Loan Program—Federal Capital Contributions (CFDA #84.038), and the Federal Pell Grant Program (CFDA #84.063). The actual administrative cost allowance amount earned during the award year is not always determined by each UW institution for each program. These amounts are reported as either “Administrative Cost Allowance” or included with the individual program in the Schedule of Expenditures of Federal Awards.

18. PROGRAM INCOME

In some cases, program income related to federal grants is deposited in federal grant accounts and is spent for activities related to the grants. Certain program income accounts were identified by the state agencies, including UW System, and excluded from the Schedule of Expenditures of Federal Awards. However, the Schedule of Expenditures of Federal Awards includes an unknown amount of expenditures funded by program income sources and not funded directly by federal grants.

■ ■ ■ ■

Corrective Action Plans ■



STATE OF WISCONSIN
DEPARTMENT OF ADMINISTRATION

Tony Evers, Governor
 Joel Brennan, Secretary
 Brian Pahnke, Administrator

Corrective Action Plan

Finding 2019-001: STAR Security Concerns

Planned Corrective Action:

No later than December 30, 2019, the Department of Administration will appropriately reduce user access to the General Ledger module by implementing secondary roles and update password settings related to the STAR Finance and HCM databases.

No later than March 31, 2020, the Department of Administration will review and update its annual user attestation procedure to ensure a comprehensive review of access to STAR is performed for the next review, adjust access as necessary as a result of the review, and maintain documentation of all access reviews.

No later than June 30, 2020, the Department of Administration will develop and implement written procedures to review access automatically assigned and verify appropriateness of the access.

The Department of Administration has already completed corrective actions for some of the specific recommendations in the confidential interim memoranda and will complete the corrective actions for all other recommendations no later than June 30, 2020.

Anticipated Completion Date: June 30, 2020

Persons responsible for corrective action:

Tim LeFave, STAR Program Office Director
 Department of Administration
 TimothyD.LeFave@wisconsin.gov

Steve Slawny, Management Information Chief
 Department of Administration
 Steve.Slawny1@wisconsin.gov



STATE OF WISCONSIN
DEPARTMENT OF ADMINISTRATION

Tony Evers, Governor
Joel Brennan, Secretary
David Cagigal, Division Administrator

December 2019

Finding 2019-002: Implementation of IT Procedures by the Department of Administration Division of Enterprise Technology

Planned Corrective Action:

LAB Recommendation	DOA Planned Corrective Action	Anticipated Completion Date
<p>1. We recommend the Department of Administration take steps to fully complete or update and implement the written procedures, practices, and settings of the Division of Enterprise Technology (DET) to enforce its policies and standards,</p> <p>and take corrective action to address the specific concerns communicated during the audit.</p>	<p>DET will follow the priority process identified for the remaining procedures, practices and settings. DET will review the status and completion rate by the end of January.</p> <p>Processes for settings have been defined and initiated for DET managed desktops, servers, and network devices</p> <p>DET will identify projects to address the detailed concerns. Project intake forms will be submitted for the identified projects following the DET project prioritization process.</p> <p>Initiation and scheduling of the individual projects will be based upon priority and availability of required resources.</p>	<p>January 31, 2020</p> <p>Complete</p> <p>February 28, 2020</p> <p>Timeline will be determined during the prioritization process</p>

Person responsible for corrective action:
Bill Nash, CISO
Division of Enterprise Technology
Bill.Nash@wisconsin.gov



STATE OF WISCONSIN
DEPARTMENT OF ADMINISTRATION

Tony Evers, Governor
Joel Brennan, Secretary
David Cagigal, Division Administrator

December 2019

Finding 2019-003: Department of Administration Information Technology Oversight Responsibilities

Planned Corrective Action:

LAB Recommendation	DOA Planned Corrective Action	Anticipated Completion Date
<p>1. Develop and implement, by March 31, 2020, a plan for monitoring the progress of the executive branch agencies in becoming compliant with the State of Wisconsin IT Security Policy Handbook and related standards;</p>	<p>DET will develop and implement a plan and dashboard for use by the executive branch agencies to track compliance with the State of Wisconsin IT Security Policy Handbook and related standards.</p>	<p>March 31, 2020</p>
<p>2. Complete its corrective action plan to fully address recommendations from prior-year findings 2018-004 within the timeline provided in its June 2019 communication to the Bureau on the status of corrective actions taken; and</p>	<p>A formal process has been defined to conduct monthly reviews on network devices. Initial assessments began in July 2019. Monthly assessments starting in December 2019.</p> <p>*Note this does not include devices located in the DET data centers that are managed by other entities.</p> <p>Penetration Testing for a subset of DET managed devices and networks within the DET data centers was conducted by a third party in Fall of 2018. Additional penetration testing will be conducted by a third party after the vulnerability remediation efforts have been addressed.</p> <p>The project to create the Enterprise Risk Assessment plan is in progress. Executive branch agencies are working with DET to develop plans and timeline for risk assessments. Deliverable -Risk Assessment Plan and Timeline</p> <ul style="list-style-type: none"> • Implementation of vulnerability assessments of the identified systems and data including a process for review of 	<p>Completed</p> <p>Anticipated completion to be determined based upon third party availability</p> <p>Due by 1/31/2020</p> <p>Begin 1/31/2020 with anticipated completion to be determined, based on plan</p>

LAB Recommendation	DOA Planned Corrective Action	Anticipated Completion Date
	results, prioritization of identified issues, and tracking of remediation activity. <ul style="list-style-type: none"> • Some agencies including DOA have already commenced vulnerability assessments and are working on remediation activities. • Implementation of penetration testing of the identified systems and data including a process for review of results, prioritization of identified issues, and tracking of remediation activity. • Some agencies have already commenced penetration assessments and are working on remediation activities. 	Begin post vulnerability remediation with anticipated completion to be determined, based on plan
3. Develop and implement by June 30, 2020, a process to regularly identify, assess, and address risks for the State’s IT environment, including vulnerability assessments, penetration testing, and comprehensive risk assessments that assess risk across the IT environment and include ongoing monitoring of agency compliance with the State of Wisconsin IT Security Policy Handbook and related standards.	DET will develop and implement, in conjunction with the Executive Branch Agencies, a long term process to regularly review <ul style="list-style-type: none"> • Penetration testing • Monitoring • Vulnerability Management • Risk Assessments 	June 30, 2020

Person responsible for corrective action:
 Bill Nash, CISO
 Division of Enterprise Technology
Bill.Nash@wisconsin.gov

WisDOT Division of Business Management
Scott B. Thornton
Bureau of Financial Management
4822 Madison Yards Way
Madison, WI 53705

Governor Tony Evers
Secretary Craig Thompson
wisconsin.gov
wisconsindot.gov
Telephone: (608) 267-1215
Email: scott2.thornton@dot.wi.gov



Corrective Action Plan

Finding 2019-004: Financial Reporting for the Transportation Fund

Planned Corrective Action: The Wisconsin Department of Transportation agrees with the finding. The department will develop and distribute a policy to the Management Accounting Section regarding a secondary review of financial information, in particular, to anything that is new or has changed from prior fiscal years. In addition, the department will develop additional procedures related to the accrual of federal revenues.

Anticipated Completion Date: December 31, 2019

Person responsible for corrective action:
Scott B. Thornton, Controller
Bureau of Financial Management
Scott2.thornton@dot.wi.gov



State of Wisconsin / OFFICE OF THE COMMISSIONER OF INSURANCE

Tony Evers, Governor
Mark V. Afable, Commissioner

Wisconsin.gov

December 2, 2019

Injured Patients and Families Compensation Fund

125 South Webster Street • P.O. Box 7873
Madison, Wisconsin 53707-7873
Phone: (608) 266-6830 • Fax: (608) 226-5536
ociipfcf@wisconsin.gov
oci.wi.gov

Corrective Action Plan

Finding 2019-005: Financial Reporting Process for the Injured Patients and Families Compensation Fund

Planned Corrective Action:

LAB has proposed that IPFCF take the following steps to “adequately understand and appropriately apply financial reporting requirements” by:

1. Reviewing the State of Wisconsin GAAP Conversion manual.
2. Attend relevant training on financial reporting and government accounting standards.
3. Proactively seeking guidance and clarification from the SCO related to relevant financial reporting requirements and how to apply those for the IPFCF.
4. Proactively identify and apply applicable changes in accounting standards.
5. Further educating the IPFCF’s external accounting firm on the IPFCF’s operations and the States financial reporting process.

The Fund has taken/will take the following steps:

Item #1: Both the IPFCF internal and external staff have a copy of the GAAP conversion manual and will be reviewing it cooperatively prior to the FY’20 CAFR filing.

Item #2: The IPFCF internal accountant has joined the Government Finance Officers Association (gfoa.org) and will be attending relevant training sessions. The Fund also discussed with management at SCO if there was any CAFR training available. The Fund was told that although there is no training available currently, they are anticipating offering some form of training in 2020 which the Fund and, if allowed, the external accountant will attend.

Item #4: The Fund will be utilizing the vast resources of the GFOA, along with any information provided by SCO, to stay up to date on relevant changes. This information will be shared with our external accountants.

Item #5: The Fund has already set up the following with its external accountants:

- Master Spreadsheet with location of all source documents
- Quarterly CAFR spreadsheet and Stand-Alone Financial Spreadsheet
- Quarterly meetings to review quarterly trial balances of both the CAFR and Stand-Alone Financials
- Attendance at the Finance/Audit & Actuarial Committees of the Board of Governors of the IPFCF

Fund Management has reservations regarding Item #3 as the relationship between SCO and the Fund is not collaborative in nature and historically looking to SCO for assistance and guidance has not been successful.

Fund management expressed their concerns to the management of SCO during the current CAFR year, recognizing that inherently there will always be philosophical differences between SCO and the Fund as

they represent two fundamentally different entities, but acknowledging that the Fund does participate in the CAFR and needs to work with SCO, as does the SCO with the Fund. Management will reach out to SCO management in January to attempt to find common ground between the two entities and follow-up on the proposed CAFR training.

Anticipated Completion Date: September 30th, 2020
Brynn Bruijn-Hansen, IPFCF Manager
Brynn.bruijnhansen@wi.gov



STATE OF WISCONSIN
DEPARTMENT OF ADMINISTRATION

Tony Evers, Governor
Joel Brennan, Secretary
Susan Brown, Division Administrator

Corrective Action Plan

Finding 2019-100: Internal Controls Over Reporting

Planned Corrective Action:

The Department of Administration (DOA) will develop and implement procedures to regularly review HE Plus queries to ensure the accuracy of data used in the preparation of federally required reports.

Anticipated Completion Date:

Development of procedures is anticipated to be completed by June 30, 2020, with implementation of procedures for each federally required report anticipated to be completed by its first report due date following June 30, 2020.

Person responsible for corrective action:

Sue Brown, Administrator
Division of Energy, Housing and Community Resources
Susan.Brown@wisconsin.gov



State of Wisconsin
Department of Health Services

Tony Evers, Governor
Andrea Palm, Secretary

DATE: February 13, 2020

TO: Sherry Haakenson, Financial Audit Director
Legislative Audit Bureau

FROM: Barry Kasten, Deputy Director
Bureau of Fiscal Services
Department of Health Services

SUBJECT: Response to Interim Audit Memos - Computer Data Matches

Department staff has reviewed the Legislative Audit Bureau's (LAB) interim audit memo for Case File Documentation –Medical Assistance Program and Computer Data Matches. This is the Department's response.

Recommendation (2019-300) Computer Data Matches

We recommend the Wisconsin Department of Health Services:

- We recommend the Wisconsin Department of Health Services implement the measures that it identified to assist caseworkers in resolving data match discrepancies in a timely matter, which include adding CARES system enhancements and increased automation for discrepancies generated from SWICA data matches as well as providing training to caseworkers.

Wisconsin Department of Health Services Response:

The Wisconsin Department of Health Services agrees with the audit finding and recommendation.

In DHS' July 2019 response, we described a number of strategies being pursued to address timely processing of SWICA discrepancies. One of these strategies is an information systems project which includes a number of system enhancements and data exchange improvements. The project is scheduled to implement in early summer of 2020. One component of that project may be delayed to fall 2020 due to work being done to update a data exchange agreement with DWD.

The system changes and other identified strategies should result in further improvements in timely processing of SWICA discrepancies and increased rates of resolution of these alerts, with the following anticipated outcomes:

- Streamlining the SWICA process to allow for greater consistency
- Improving the timeliness of data exchange information received

1 West Wilson Street • Post Office Box 7850 • Madison, WI 53707-7850 • Telephone 608-266-9622 •
www.dhs.wisconsin.gov

Protecting and promoting the health and safety of the people of Wisconsin

- Creating better matches in order to better ensure that the discrepancies that are being created will have an impact to the case and therefore warrant worker action (elimination of false matches)
- Improving training provided to income maintenance staff to ensure proper understanding of expectations on when and how to work these discrepancies.

Anticipated Completion Date: Implementation of system initiatives planned for summer and fall of CY 2020.

Person responsible for corrective action:

Rebecca McAtee, Director, Bureau of Enrollment Policy and Systems, Division of Medicaid Services,
Department of Health Services
Rebecca.McAtee@dhs.wisconsin.gov
608-266-8628

Debbie Waite, BEPS Deputy Bureau Director, Bureau of Enrollment Policy and Systems, Division of
Medicaid Services, Department of Health Services
Deborah.Waite@dhs.wisconsin.gov
608-261-9421



State of Wisconsin
Department of Health Services

Tony Evers, Governor
Andrea Palm, Secretary

DATE: February 24, 2020

TO: Sherry Haakenson, Financial Audit Director
Legislative Audit Bureau

FROM: Barry Kasten, Deputy Director
Bureau of Fiscal Services
Department of Health Services

SUBJECT: Corrective Action Plan to Interim Audit Memos – Timing of Draws of Federal Funds

Department staff has reviewed the Legislative Audit Bureau's (LAB) interim audit memo for Timing of Draws of Federal Funds. This is the Department's response.

Recommendation (2019-301) Timing of Draws of Federal Funds-Public Health Emergency Preparedness

Recommendation (2019-302) Timing of Draws of Federal Funds-Immunization Cooperative Agreements

Recommendation (2019-303) Timing of Draws of Federal Funds-Block Grants for Community Mental Health Services

We recommend the Wisconsin Department of Health Services:

- We recommend the Wisconsin Department of Health Services work with the Wisconsin Department of Administration to ensure compliance with federal cash management requirements, including by reducing the time between the draw of federal funds and the scheduled disbursement of funds for federal programs it administers by as much as administratively feasible.

Wisconsin Department of Health Services Corrective Action Plan:

In December 2019, DOA implemented a system update to STAR that does not send accounts payable transactions to the federal grant draw report until the supplier has been paid. DHS did not instruct staff to hold transactions in an attempt to line up payments as close to the payment date as possible prior to December 2019 over concerns that it could lead to lost invoices, missed payments, or other problems that could stem from manual processes.

In addition, research shared by LAB during the prior audit indicated that this issue affected no aids payments and fewer than 5% of administrative payments at DHS for grants LAB reviewed during fiscal

1 West Wilson Street • Post Office Box 7850 • Madison, WI 53707-7850 • Telephone 608-266-9622 •
www.dhs.wisconsin.gov

Protecting and promoting the health and safety of the people of Wisconsin

year 2017-18. The lack of materiality to our operations was another factor in DHS not implementing manual steps to intervene in the payment process.

Anticipated Corrective Action Completion Date: December 2019

Person(s) Responsible for Corrective Action:

Barry Kasten, Deputy Director
 Bureau of Fiscal Services
 Division of Enterprise Services
 Barry.Kasten@dhs.wisconsin.gov

Finding 2019-301: Timing of Draws of Federal Funds-Public Health Emergency Preparedness

Public Health Emergency Preparedness (CFDA #93.069)

<u>Award Number</u>	<u>Award Years</u>
1NU90TP921893-01-00	2017-18
6NU90TP921893-01-01	2017-18
6NU90TP921893-01-02	2017-18
6NU90TP921893-01-03	2017-18
6NU90TP921893-01-04	2017-19
6NU90TP921893-01-05	2017-19
6NU90TP921893-01-06	2017-19
6NU90TP921893-01-08	2017-20

Questioned Costs: None

Finding 2019-302: Timing of Draws of Federal Funds-Immunization Cooperative Agreements

Immunization Cooperative Agreements (CFDA #93.268)

<u>Award Number</u>	<u>Award Years</u>
5NH23IP000760-05-00	1/1/2013-6/30/2018
6NH23IP000760-05-02	1/1/2013-6/30/2019
6NH23IP000788-05-03	9/30/2013-6/30/2019
5NH23IP000860-03-00	9/30/2014-9/29/2017
6NH23IP000860-03-04	9/30/2014-6/30/2019

Questioned Costs: None

Finding 2019-303: Timing of Draws of Federal Funds-Block Grants for Community Mental Health Services

Block Grants for Community Mental Health Services (CFDA #93.958)

<u>Award Number</u>	<u>Award Years</u>
B09SM010057-17	10/1/2016-9/30/2018
B09SM010057-18	10/1/2017-9/30/2019
B09SM010057-19	10/1/2018-9/30/2020

Questioned Costs: None



State of Wisconsin
Department of Health Services

Tony Evers, Governor
Andrea Palm, Secretary

DATE: March 2nd, 2020

TO: Sherry Haakenson, Financial Audit Director
Legislative Audit Bureau

FROM: Barry Kasten, Deputy Director
Bureau of Fiscal Services
Department of Health Services

SUBJECT: Corrective Action Plan to Interim Audit Memos – Monitoring of Subrecipients

Department staff has reviewed the Legislative Audit Bureau's (LAB) interim audit memo for Monitoring of Subrecipients. This is the Department's response.

☑ Recommendation (2019-304) Monitoring of Subrecipients–Public Health Emergency Preparedness Program

We recommend the Wisconsin Department of Health Services develop and implement policies and procedures and maintain documentation to ensure compliance with Uniform Guidance subrecipient monitoring requirements, including:

- a. *Ensuring that all required award information is communicated in all subrecipient agreements;*
- b. *Developing written subrecipient monitoring procedures to identify what monitoring steps are necessary when risks greater than low are identified from the risk assessment process;*
- c. *Implementing a tracking method to ensure that all subrecipient risk assessments are completed; and*
- d. *Maintaining documentation of all subrecipient monitoring activities conducted.*

Wisconsin Department of Health Services Corrective Action Plan:

- a. The Wisconsin Department of Health Services has implemented a centralized contracting procedure as of SFY19 to ensure compliance with the Uniform Guidance requirements regarding consistent communication of all required award information. The Division Public Health – Office of Preparedness and Emergency Health Care (DPH-OPEHC) intends to fully participate in contract centralization, and has already done so with its SFY19 contracts. DPH-OPEHC understands the requirements to ensure compliance with Uniform Guidance award information requirements, including the use of Department templates that include required Uniform Guidance language.

1 West Wilson Street • Post Office Box 7850 • Madison, WI 53707-7850 • Telephone 608-266-9622 •
www.dhs.wisconsin.gov

Protecting and promoting the health and safety of the people of Wisconsin

- b. DPH-OPEHC recognizes the need to be prepared to address risks greater than low among potential subrecipients. In SFY19, the Office developed a draft subrecipient monitoring plan intended to address all aspects of subrecipient monitoring. The Office will update that plan to incorporate information from the DHS Bureau of Procurement and Contracting as presented in their Operating Standard OS-503.0.0 and their Policy and Procedure document PP-503.0.0, both of which address subrecipient monitoring with the intention of complying with Uniform Guidance. The DHS-OPEHC subrecipient monitoring plan will be updated to specifically include actions to take based on a subrecipient’s assessed risk. These actions will be written in consultation with the Bureau of Procurement and Contracting’s subject matter experts.
- c. The Wisconsin Department of Health Services has implemented a centralized contracting procedure as of SFY19 to ensure compliance with the Uniform Guidance requirements regarding completion of subrecipient risk assessments. The Division Public Health – Office of Preparedness and Emergency Health Care (DPH-OPEHC) intends to fully participate in contract centralization, and has already done so with its SFY19 contracts. Additionally, fiscal and administrative staff within DPH-OPEHC will develop an internal tracking document to ensure that completion of the risk assessments is being tracked at the program level as well as through the centralized contract process.
- d. DPH-OPEHC recognizes the need to better document subrecipient monitoring activities to ensure compliance with grant requirements. In SFY19, the Office developed a draft subrecipient monitoring plan intended to address all aspects of subrecipient monitoring. The Office will update that plan to clearly enumerate the steps involved in subrecipient monitoring and the related documentation process with the intention of complying with Uniform Guidance. Additionally, fiscal and administrative staff within DPH-OPEHC will develop an internal tracking document which will be completed annually to ensure that subrecipient monitoring activities are being completed and thoroughly documented.

Anticipated Corrective Action Completion Date:

- a. 02/28/2020
- b. 06/30/2020
- c. 04/01/2020
- d. 05/31/2020

Person(s) Responsible for Corrective Action:

David Rozell, Health Emergency Preparedness Section Chief
 Division of Public Health, Health Emergency Preparedness Section
 David.Rozell@dhs.wisconsin.gov

Finding 2019-304: Monitoring of Subrecipients

Public Health Emergency Preparedness (CFDA #93.069)

<u>Award Number</u>	<u>Award Years</u>
1NU90TP921893-01-00	7/1/2017-6/30/2018
6NU90TP921893-01-01	7/1/2017-6/30/2018
6NU90TP921893-01-02	7/1/2017-6/30/2018
6NU90TP921893-01-03	7/1/2017-6/30/2018

6NU90TP921893-01-04	7/1/2017-6/30/2019
6NU90TP921893-01-05	7/1/2017-6/30/2019
6NU90TP921893-01-06	7/1/2017-6/30/2019
6NU90TP921893-01-08	7/1/2017-6/30/2020

Questioned Costs: None



State of Wisconsin
 Department of Health Services

Tony Evers, Governor
 Andrea Palm, Secretary

DATE: March 6th, 2020

TO: Sherry Haakenson, Financial Audit Director
 Legislative Audit Bureau

FROM: Barry Kasten, Deputy Director
 Bureau of Fiscal Services
 Department of Health Services

SUBJECT: Corrective Action Plan to Interim Audit Memos – Security for Medical Assistance
 Program IT Systems

Department staff has reviewed the Legislative Audit Bureau's (LAB) interim audit memo for Security for Medical Assistance. This is the Department's response.

☑ Recommendation (2019-305) Security for Medical Assistance Program IT Systems

We recommend the Wisconsin Department of Health Services ensure that it adequately safeguards information technology systems used in administering the Medical Assistance Program, including by:

- a. Developing and implementing information technology policies and procedures that comply with federal regulations and state policies and procedures;
- b. Establishing specific timelines for remediation of security weaknesses identified; and
- c. Monitoring that corrective actions to remediate security weaknesses are taken in a timely manner.

Wisconsin Department of Health Services Corrective Action Plan:

Department of Health Services (DHS) has worked with DXC since the release of the February 2018 security assessment report to resolve security weaknesses and implement compensating controls. While there were no service level agreement (SLA) violations, DHS communicated concerns to DXC when remediation timelines were extended. These discussions along with enhanced security requirements in the new Medicaid Management Information System (MMIS) contract with DXC led to improved remediation project tracking and completion.

There is no indication the extension of timelines for resolving weaknesses identified in the security risk assessment led to inappropriate access that resulted in the issuance of erroneous or fraudulent payments, ineligible program participants, or inappropriate viewing of confidential data. Of the 14 security

1 West Wilson Street • Post Office Box 7850 • Madison, WI 53707-7850 • Telephone 608-266-9622 •
www.dhs.wisconsin.gov

Protecting and promoting the health and safety of the people of Wisconsin

weaknesses assessed as high and 13 assessed as medium that were referenced in the condition narrative, 7 weaknesses assessed as high and 6 weaknesses assessed as medium were remediated as of March 1, 2020.

DHS will continue working with DXC to close the remaining weakness assessed as high and medium. These efforts include implementing a continuous monitoring framework based upon NIST guidelines and standards. As part of these processes, DHS will review the proposed remediation project plans, closure artifacts, proposed compensating controls, and track their progress on a monthly basis to ensure the deliverables and milestones are met. SLAs related to IT security in the MMIS contract with DXC will be enforced.

Anticipated Corrective Action Completion Date:

Implement continuous monitoring framework and complete Plans of Action and Milestones (POAM) for remaining weaknesses assessed as high and medium identified in February 2018 security assessment by May 30, 2020.

Person(s) Responsible for Corrective Action:

Nick Havens, Bureau of Systems Management Director
Division of Medicaid Services
nicholas.havens@wisconsin.gov

Finding 2019-305: Security for Medical Assistance Program IT Systems

Medical Assistance Program (CFDA #93.778)

<u>Award Number</u>	<u>Award Years</u>
1805WI5MAP	2018
1905WI5MAP	2019

Questioned Costs: None



State of Wisconsin
 Department of Health Services

Tony Evers, Governor
 Andrea Palm, Secretary

DATE: March 10th, 2020

TO: Sherry Haakenson, Financial Audit Director
 Legislative Audit Bureau

FROM: Barry Kasten, Deputy Director
 Bureau of Fiscal Services
 Department of Health Services

SUBJECT: Corrective Action Plan to Interim Audit Memos – Medical Assistance Program Provider Overpayments

Department staff has reviewed the Legislative Audit Bureau’s (LAB) interim audit memo for Medical Assistance Program Provider Overpayments. This is the Department’s response.

Recommendation (2019-306) Medical Assistance Program Provider Overpayments

We again recommend the Wisconsin Department of Health Services comply with the federal regulations and return to the federal government its share of Medical Assistance Program provider overpayment amounts it has identified and communicated to providers.

Wisconsin Department of Health Services Corrective Action Plan:

DHS continues to object to LAB’s finding that OIG “identified” overpayments to Medicaid providers. Medicaid overpayments are not identified until a provider has exhausted all appeal rights. From March 2017 until August 2019, DHS was enjoined by the Waukesha Circuit Court from proceeding to the identification stage of an audit, except in very limited circumstances.

Audits at the preliminary stage do not “identify” overpayments. Often, preliminary overpayment amounts are reduced after providers submit rebuttal documentation.

Since September 2019, DHS has requested a meeting or conference call with the Centers for Medicare and Medicaid Services (CMS) to discuss LAB Finding 2018-305. In January 2020, CMS agreed to have a conference call with DHS-OIG staff and attorneys from the DHS Office of Legal Counsel. That call was scheduled for February 7, 2020 at 1:00 pm. Approximately one hour before the call, CMS canceled the conference call and indicated they would reschedule. To date, the call has not been rescheduled.

DHS’s position remains the same. Overpayments could not have been identified during the injunction period, because overpayments are never identified until a provider has been given notice of the opportunity for a fair hearing.

1 West Wilson Street • Post Office Box 7850 • Madison, WI 53707-7850 • Telephone 608-266-9622 •
www.dhs.wisconsin.gov

Protecting and promoting the health and safety of the people of Wisconsin

Depending on the outcome of conversations with CMS, DHS is reserving the right to file an appeal with the Departmental Appeals Board at the U.S. Department of Health and Human Services.

On July 31, 2019, the Wisconsin Court of Appeals overturned the circuit court decision and removed the injunction from DHS. Since that time, DHS-OIG has collaborated with OLC to begin finalizing the audits that were stalled during the injunction period. Once providers have been given notice of the opportunity for a fair hearing, the department will report the overpayment and reimburse the appropriate federal share.

Anticipated Corrective Action Completion Date: N/A

Person(s) Responsible for Corrective Action:

Anthony Baize, Inspector General
Office of the Inspector General, Department of Health Services
anthony.baize@dhs.wisconsin.gov

Finding 2019-306: Medical Assistance Program Provider Overpayments

Medical Assistance Program (CFDA #93.778)

<u>Award Number</u>	<u>Award Years</u>
1805WI5MAP	2018
1905WI5MAP	2019

Questioned Costs: None



Carolyn Stanford Taylor, State Superintendent

Corrective Action Plan

Finding 2019-400: Timing of Draws of Federal Funds—Child Nutrition Cluster

Finding 2019-401: Timing of Draws of Federal Funds—Child and Adult Care Food Program

Finding 2019-402: Timing of Draws of Federal Funds—Twenty-First Century Community Learning Centers

Planned Corrective Action:

The State Controller's Office notified the Department of Public Instruction (DPI) of the Department of Administration's (DOA) findings 2018-100 and 2018-101 relating to the timing of draws of federal funds on March 7, 2019. The State Controller's Office in DOA is responsible for drawing the majority of DPI's federal funds. DPI was asked to minimize the number of days between the date that a voucher payment is approved and the payment date, as much as administratively feasible. DPI took steps to reduce the days between the payment interface into STAR and payment date. Starting with the May 6, 2019 aid run, the days between approval and payment were reduced to 7 days or less. It is DPI's understanding that there were additional days before funds were received from the federal government due to overnight batching.

Additionally, on December 2, 2019, the Department of Administration implemented functionality in STAR that changed the initiation of the draw from the transaction approval date to the payment date.

Anticipated Completion Date: May 6, 2019

Person responsible for corrective action:

Michele McGaffin
 Director of Business Services
 Division for Finance and Management
 michele.mcgaffin@dpi.wi.gov

STATE OF WISCONSIN



DEPARTMENT OF MILITARY AFFAIRS
OFFICE OF THE ADJUTANT GENERAL
STATE BUDGET & FINANCE OFFICE
POST OFFICE BOX 14587
MADISON, WI 53708-0587

March 9, 2020

Kendra Eppler, Financial Audit Director
Legislative Audit Bureau
22 East Mifflin St., Suite 500
Madison, Wisconsin 53703

RE: Corrective Action Plan – National Guard Military Operations and Maintenance Projects Extensions (Finding 2019-810)

This memo is the Department of Military Affairs' corrective action plan for the finding and recommendations made by the Legislative Audit Bureau (LAB) in the interim memo dated February 27, 2020, regarding the National Guard Operations and Maintenance Extensions (Finding 2019-810).

LAB Recommendation

We recommend the Wisconsin Department of Military Affairs develop and implement procedures to ensure extension requests are submitted as required.

The Department of Military Affairs (DMA) plans to take the following corrective actions:

- In a two-phased approach:
 - DMA will develop an extension request template by March 30, 2020 and submit it to the United States Property and Fiscal Office for approval to ensure it complies with cooperative agreement extension requirements.
 - DMA State Budget and Finance Office will remove delegation from federal program managers and submit extension requests to the United States Property and Fiscal Office using the approved template by July 1, 2020 to ensure that the State has all extension requests in place for transactions that occur after the federal fiscal year has closed.
- DMA will identify any open cooperative agreements that should, but do not have, extension requests on file and submit those to the United States Property and Fiscal Office by July 1, 2020.

The person responsible for the corrective action is Anna Oehler, DMA Budget Director, who can be contacted via email at anna.oehler@wisconsin.gov or by phone at (608) 242-3155.

STATE OF WISCONSIN



DEPARTMENT OF MILITARY AFFAIRS
OFFICE OF THE ADJUTANT GENERAL
STATE BUDGET & FINANCE OFFICE
POST OFFICE BOX 14587
MADISON, WI 53708-0587

March 9, 2020

Kendra Eppler, Financial Audit Director
Legislative Audit Bureau
22 East Mifflin St., Suite 500
Madison, Wisconsin 53703

RE: Corrective Action Plan – Internal Controls over Matching and Reporting for the Disaster Grants – Public Assistance (Presidentially Declared Disasters) Program (Finding 2019-811)

This memo is the Department of Military Affairs' corrective action plan for the finding and recommendations made by the Legislative Audit Bureau (LAB) in the interim memo dated March 3, 2020, regarding the Disaster Grants internal controls (Finding 2019-811).

LAB Recommendation

We recommend the Wisconsin Department of Military Affairs modify the query that obtains expenditure data from the State's accounting system so that the query consistently provides accurate data, and develop and implement written procedures to ensure the query is consistently executed using appropriate criteria.

The Department of Military Affairs (DMA) plans to take the following corrective actions:

- DMA will review the query by April 30, 2020 and review all available options to reduce the risk of misreporting expenditures.
- Based on the options available, DMA will modify the query by July 1, 2020.
- DMA will develop a policy and procedure by July 1, 2020 on the usage of the query to ensure appropriate and consistent criteria is entered. The new policy and procedure will be provided to all current employees that run the query and be used to train new employees who would run the query.

The person responsible for the corrective action is Anna Oehler, Budget Director, who can be contacted via email at anna.oehler@wisconsin.gov or by phone at (608) 242-3155.