

A QUALITY  
EDUCATION  
FOR  
EVERY  
CHILD



**State of Wisconsin  
Department of Public Instruction**

Elizabeth Burmaster, State Superintendent

---

**Trend Data on Weapon  
Carrying and Fighting, as  
Reported by Wisconsin High  
School Students  
Between 1993 and 2007, for  
the Youth Risk Behavior  
Survey**

Handwritten text at the top of the page, possibly a header or title, which is mostly illegible due to fading and bleed-through.

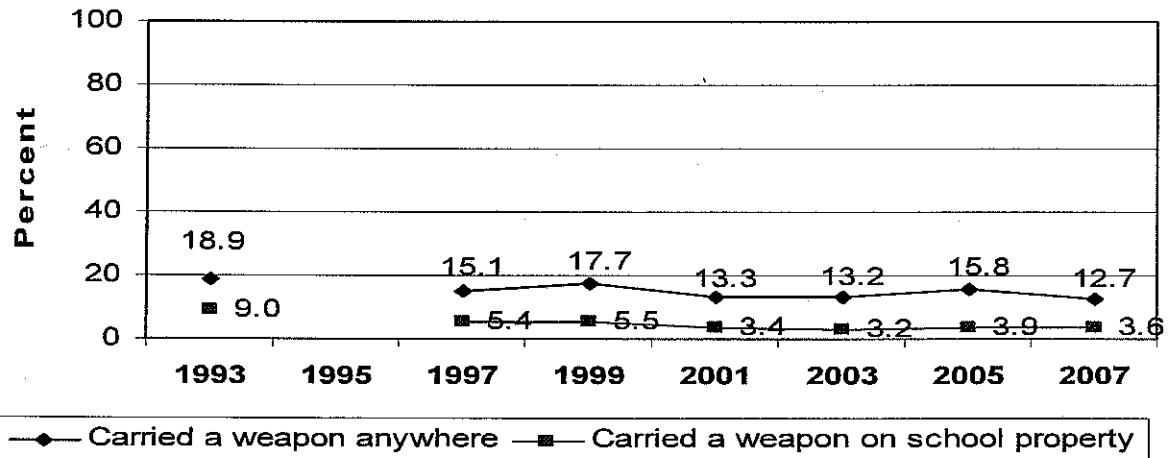
Main body of handwritten text, consisting of several lines of cursive script. The text is significantly faded and difficult to decipher, but appears to be a continuous paragraph or list of entries.

Handwritten text at the bottom of the page, likely a signature, date, or footer, which is also mostly illegible.

**Section VIII: Weapons and Violence**

2007 Wisconsin Youth Risk Behavior Survey

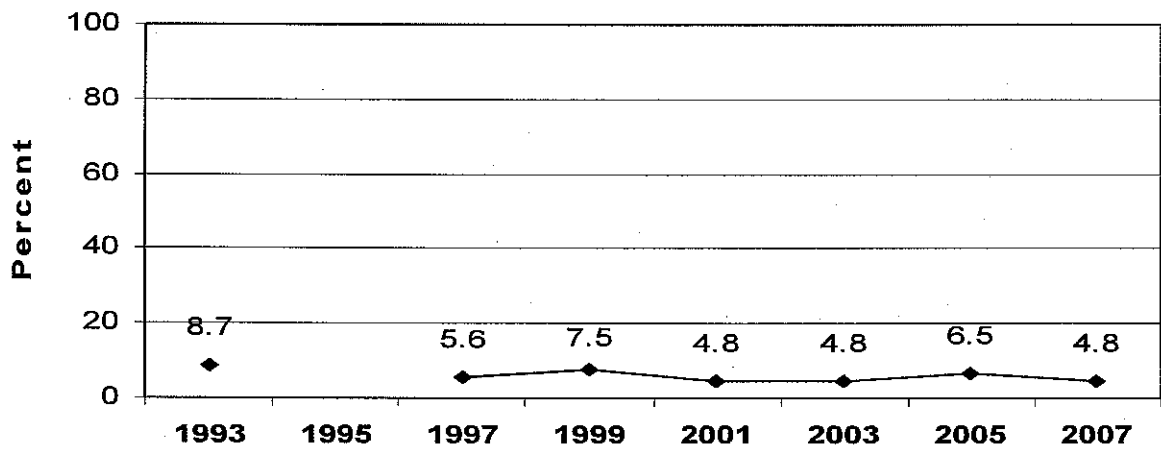
Percentage of students who, in the past 30 days, carried a weapon, such as a gun, knife, or club anywhere or on school property (1993–2007)



Data from 1995 unavailable  
2007 Wisconsin Youth Risk Behavior Survey

Wisconsin Department of Public Instruction

Percentage of students who carried a gun on one or more of the past 30 days (1993–2007)

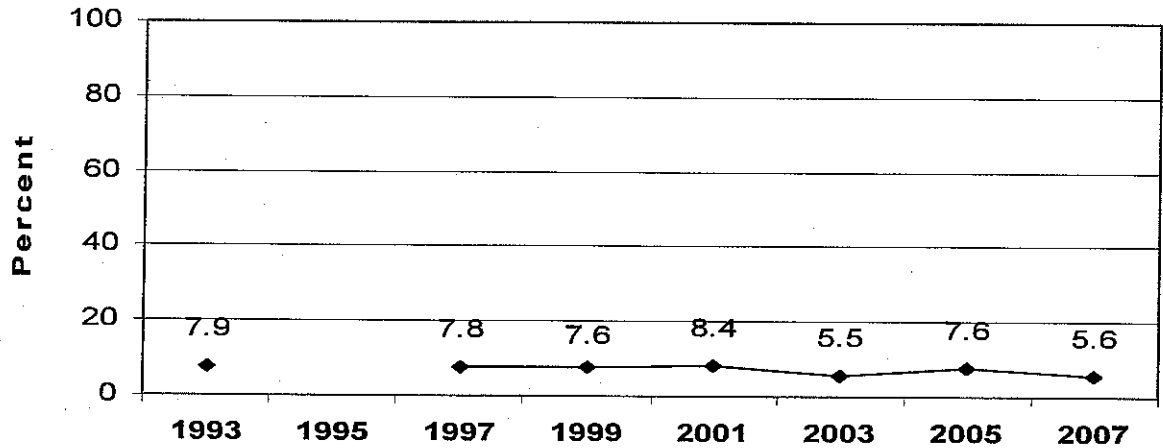


Data from 1995 unavailable  
2007 Wisconsin Youth Risk Behavior Survey

Wisconsin Department of Public Instruction

2007 Wisconsin Youth Risk Behavior Survey


Percentage of students who had been threatened or injured with a weapon such as a gun, knife, or club on school property one or more times during the past 12 months (1993–2007)



Data from 1995 unavailable  
2007 Wisconsin Youth Risk Behavior Survey

Wisconsin Department of Public Instruction

Percentage of students who were in a physical fight anywhere, or in a fight on school property, in the past 12 months (1993–2007)

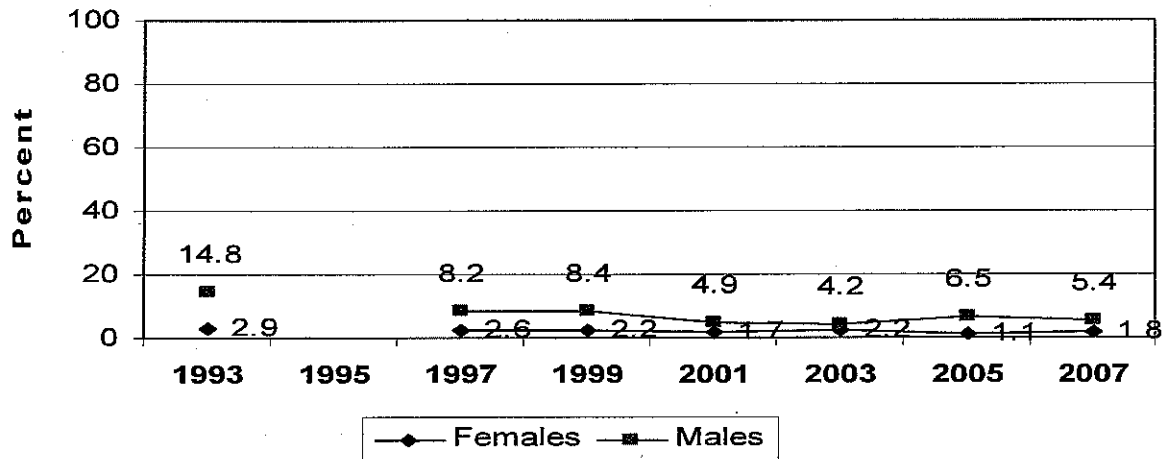


Data from 1995 unavailable  
2007 Wisconsin Youth Risk Behavior Survey

Wisconsin Department of Public Instruction

2007 Wisconsin Youth Risk Behavior Survey

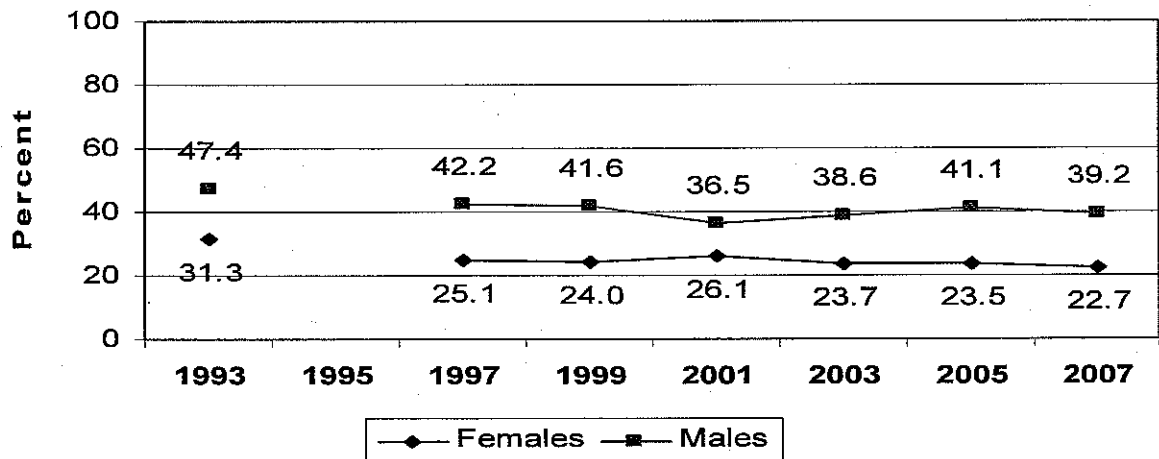
Percentage of students who carried a weapon such as a gun, knife, or club on school property on 1 or more of the past 30 days, by gender (1993 - 2007)



Data from 1995 unavailable  
2007 Wisconsin Youth Risk Behavior Survey

Wisconsin Department of Public Instruction

Percentage of students who were in a physical fight 1 or more times during the past 12 months, by gender (1993-2007)

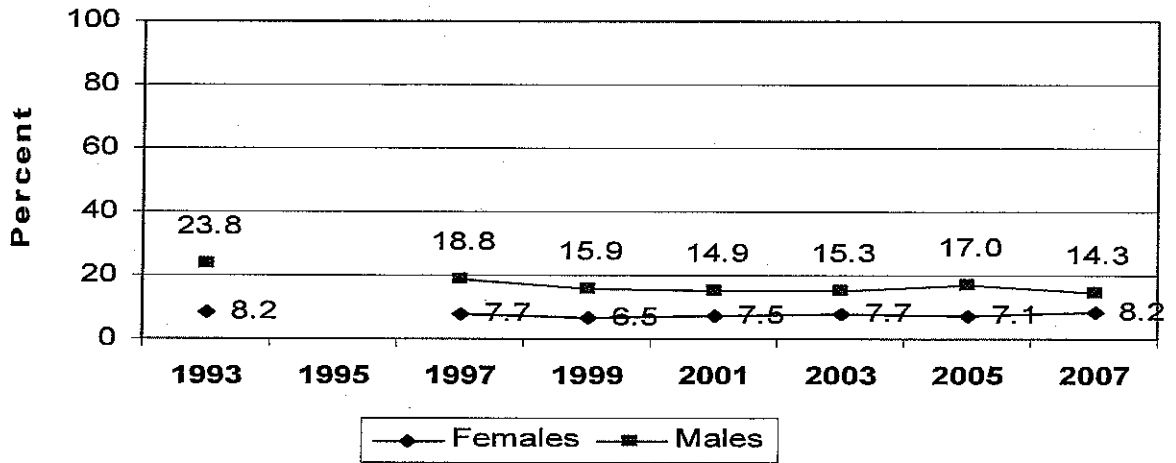


Data from 1995 unavailable  
2007 Wisconsin Youth Risk Behavior Survey

Wisconsin Department of Public Instruction

2007 Wisconsin Youth Risk Behavior Survey

Percentage of students who were in a physical fight on school property one or more times during the past 12 months, by gender (1993-2007)\*



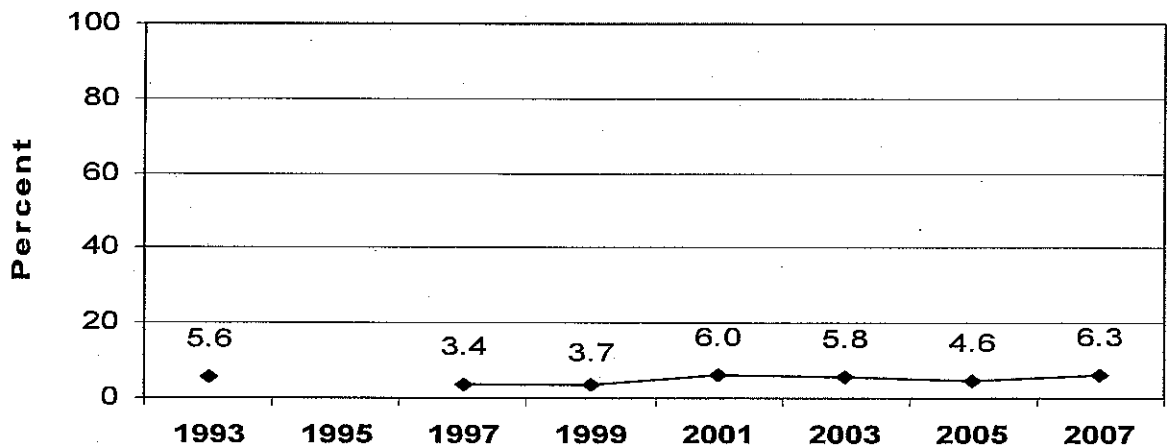
\*Note: The long-term trend for males is decreasing. The long-term trend for females is unchanged.

Data from 1995 unavailable

2007 Wisconsin Youth Risk Behavior Survey

Wisconsin Department of Public Instruction

Percentage of students who did not go to school on 1 or more of the past 30 days because they felt they would be unsafe at school or on their way to or from school (1993-2007)\*



\*Note: The long-term trend is unchanged.

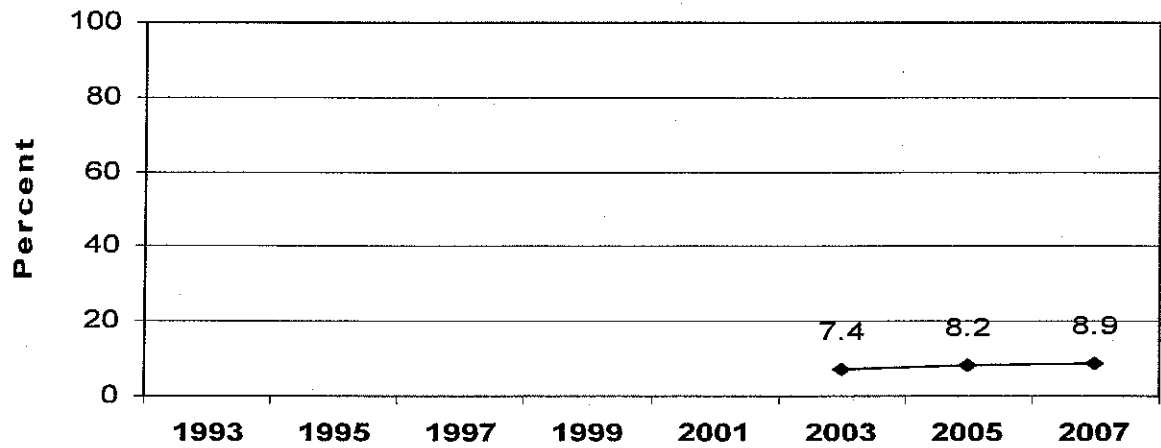
Data from 1995 unavailable

2007 Wisconsin Youth Risk Behavior Survey

Wisconsin Department of Public Instruction

2007 Wisconsin Youth Risk Behavior Survey

**Percentage of students who were ever hit, slapped, or physically hurt on purpose by their boyfriend or girlfriend during the past 12 months (2003–2007)\***



\*Note: Question first appeared on the 2003 Wisconsin YRBS. The long-term trend is unchanged.

2007 Wisconsin Youth Risk Behavior Survey

Wisconsin Department of Public Instruction