

# 2011

## WISCONSIN

### Deer Hunting Regulations



Photo by Carrie Milestone

*Tanya Geiger, 14, (left) harvested this impressive 8 point, 183 pound, buck on November 6, 2010 while being mentored by her father Andy Geiger (right). The hunt was part of Sandhill Outdoor Skills Center's Learn to Hunt program for youth and first time deer hunters. After some early morning disappointment, this buck came through in mid-afternoon while following a doe. After making an excellent shot with her 30-06, the buck was recovered about 50 yards from where she shot it. Tanya came out of the hunt beaming from her success while also making her dad proud. It was a great experience, and the memories will not be forgotten. Congratulations Tanya!*

WISCONSIN DEPARTMENT OF NATURAL RESOURCES



PUB-WM-431 2011

This pamphlet gives you a summary of Wisconsin's important deer hunting laws and how they affect you; it is not a complete set of all the hunting related laws.

# Table of Contents

What's New in 2011 .....	4
Deer Hunting Seasons	
Regular Units .....	6
Herd Control Units .....	7
CWD Management Zone EAB Units .....	9
License and Privilege Information .....	10
Armed Forces Members .....	11
Hunter Education Requirements .....	11
Hunting Mentorship Program .....	12
Disabled Hunters .....	13
Deer Tagging Instructions .....	13
Deer Registration: Non-CWD and CWD Units .....	13
Carcass Tags .....	14
Earn-A-Buck Authorization Stickers .....	16
Firearm and Bow Restrictions .....	17
Deer Firearm Restricted Area Map .....	19
General Deer Hunting Regulations .....	20
Dogs and Devices .....	20
Blaze Orange Requirements .....	22
Group Deer Hunting Law .....	23
Transport, Possession and Sale of Deer .....	23
Baiting and Feeding Deer .....	26
Frequently Asked Questions .....	30
Chronic Wasting Disease Update .....	33
Venison and CWD: What Hunters Should Know .....	35
Safe Handling of Deer .....	35
State-Owned Lands .....	36
Federal Lands .....	37
Tribal Lands .....	38
Private Lands and Landowner Information .....	38
MFL & FCL Lands .....	39
Special Hunts .....	39
Youth Hunts .....	39
Wisconsin Deer Donation .....	41
State Park Deer Hunting Seasons and Harvest Limits .....	42
Your Investment in Wisconsin's Wildlife .....	47
Overview of Regulations in Spanish and Hmong .....	48
Northern Area Deer Hunting Hours .....	50
Southern Area Deer Hunting Hours .....	52
Coyote Season Closure .....	54
Night Hunting Restrictions .....	54
Wild Hogs .....	54
DNR Contact Information .....	55

**Hunters need to check with local governments for weapon restrictions as some prohibit rifles and other weapon types within their boundaries.**

**Firewood Rule:** Firewood brought onto state managed lands must not come from more than 25 miles away. Details can be found by phone at 1-877-303-WOOD (9663) or online at [dnr.wi.gov](http://dnr.wi.gov); search for 'firewood'.

***A message to Wisconsin's deer hunters:***

*I've asked department staff to emphasize the three "Hs" as we talk deer this fall season: **Hunt, Harvest, and Help.** Here's what I mean by this phrase.*

***Hunt*** – *After green and gold, the next most common color within Lambeau Field is blaze orange. Deer, and deer hunting, are key parts of the Wisconsin we cherish. For 2011, I want us to just step back and celebrate our deer hunting heritage. We have a world-class deer herd that attracts hunters from all 50 states and many foreign countries. No other state contributes more record book bucks annually than we do. We are also a top state both in the quality and quantity of deer harvested each year. This will be Wisconsin's 102nd modern era deer hunting season. Just like seasons past, first time hunters will take to the woods and fields to learn from our veteran deer hunters. Did you know that we had nearly 5,000 deer hunters that were 80+ years young last year? I'm sure they shared memories - like you did - with nearly 1,400 10 and 11 year olds that participated in the Mentored Hunt programs. Let's all keep our deer hunting heritage strong by joining the hunt!*

***Harvest*** - *If your family gatherings are like mine, venison snacks are a real treat. Brats, summer sausage, hot sticks, or some other tasty item quickly becomes a topic of conversation. Enjoying venison is a way of stretching deer camp into a year-around event. Your harvest is a very important part of Wisconsin's economy. For many meat processors, the deer season is a big part of their annual business. I also want to thank you for sharing your deer harvest to help the hungry. In the past 11 years, you've donated more than 77,000 deer and 3.4 million pounds of ground venison to Wisconsin's food pantries. Another remarkable aspect to Wisconsin's deer harvest is that no other state contributes more record book bucks annually than we do.*

***Help*** – *Beyond the fun (the hunt) and the treasures (the harvest and memories), Wisconsin's deer hunters are our partners in managing the deer herd on behalf of all Wisconsin citizens. We all know that the deer herd does need to be managed. In some cases, an overabundance of deer can cause problems for farmers or cause long-term damage to forests. Unfortunately, we've also learned that our deer herd is not immune to disease issues and hunters can help slow the spread of disease. In short, deer hunters play a vital role in keeping a healthy herd, and as I have stated often...we can't do this without you! If you are hunting in a Herd Control or CWD unit, please consider harvesting an extra antlerless deer among your hunting party or from your property.*

*I'm very excited about the 2011 deer hunting season, and the traditions that we are all helping to keep alive and well. I hope you are excited as well. Let's all get out there and hunt, harvest, and help.*

*Have a great fall!*

***Cathy Stepp  
Secretary  
Wisconsin DNR***

## What's New in 2011

---

- Most hunters are not allowed to hunt antlerless deer in 8 regular-buck only deer management units. Archery and gun antlerless deer carcass tags are not valid in units 3, 7, 29B, 34, 35, 39, 44, and 45. No bonus antlerless tags will be available in these units. See pages 11-13 and 15 for exceptions for Armed Forces members, youth ages 10-17, and certain disabled hunting permit holders.
- In the CWD-MZ, the Earn-A-Buck requirements do not apply when using a person's one Gun Buck Deer Carcass Tag or when using a person's one Archery Buck Deer Carcass Tag. All other buck deer harvest in the CWD-MZ and tagged with any other tag must follow EAB rules.
- The 4-day October antlerless-only hunt will only occur in the CWD-MZ.
- Beginning in 2011, all youth ages 10-17 will automatically be issued a free antlerless deer carcass tag when they purchase a gun deer license. This tag is valid for one antlerless deer in any DMU, including the regular-buck only units which have no antlerless quota, during any open deer season with the appropriate license and corresponding weapon. This tag is issued along with the youth's gun deer license through any license agent, and may also be filled in any DMU statewide during the archery season with legal archery gear if the person also holds a valid archery license.
- One-time only free antlerless deer carcass tags which were issued to a person upon completing a Hunter Education Class are no longer being issued.
- Telescopic sights with magnification can now be used statewide during all gun seasons, including the muzzleloader-only deer season.
- Whole deer carcasses and certain parts of those carcasses may be transported outside of the CWD-MZ and its adjacent DMUs if the carcass or parts are transported to a licensed taxidermist or licensed meat processor within 72 hours of registration.
- Landowner Permits and CWD hunter permits are available within the CWD Management Zone and will be valid from January 9 through March 31, 2012. See page 40 for details.
- The DNR will mail a 2011 Buck Authorization Sticker to hunters who harvest a CWD-positive buck. If you harvested a CWD-positive buck last year and did not receive a 2010-2011 Buck Authorization Sticker in the mail, please notify the DNR at 1-888-WDNR-INFO.
- Deer hunting will be allowed at Nelson Dewey State Park during the November firearm season.
- Hunting will be allowed during the muzzleloader-only season at Big Bay State Park.
- Rifles will be allowed for hunting deer in Waupaca County during the 9-day firearm season.
- Archery deer season will be open concurrently with the 9-day firearm deer season.

## Definitions

---

**Antlerless deer:** any deer without antlers or any deer with both antlers less than 3 inches in length.

**Buck deer:** a deer with at least one antler which is 3 inches or longer in length.

**Ground blind:** a blind that is located on the ground or used to conceal a hunter hunting from the ground. Ground blinds do not include elevated blinds or other elevated devices such as tree stands where both the blind and the hunter are in a tree or elevated device above the ground.

**Vehicle:** includes any device, motorized or not, in, upon, or by which any person or property is or may be transported or towed upon a highway or other roadway.

## Unit Breakdown 2011

---

*See map on page 28 to determine your type of unit*

- **38 Regular Units:** The buck deer carcass tag issued with your deer license is valid for a buck in these units. Antlerless tags are available in 30 regular units at a cost of \$12 for residents or \$20 for non-residents, and are sold over the counter on a first come, first served basis until sold out. See page 14.
- **74 Herd Control Units:** The buck deer carcass tag and free antlerless deer carcass tag that are issued with each deer license are valid in these units, and unlimited \$2 antlerless tags are available. See page 15. **There will be no October antlerless-only hunt in Herd Control Units in 2011.**
- **22 CWD Management Zone Units:** In the CWD-MZ, the EAB requirements do not apply to a person's one Gun Buck Deer Carcass Tag or to a person's one Archery Buck Deer Carcass Tag. All bucks tagged with a tag other than the Buck Carcass Tag that was issued with your license must follow EAB rules. Unlimited Earn-A-Buck regulations apply to all archery and gun deer seasons except the October and December four-day antlerless-only hunts when only antlerless deer may be harvested. Any of the carcass tags described on pages 14-15 are valid in these units. See these pages for further instructions.

### Deer Marked for Research Purposes

Beginning in 2010, the Wisconsin Department of Natural Resources made its greatest investment ever in Wisconsin deer research. Federal Wildlife Restoration Act funds are being used to conduct a number of research projects to improve our deer population knowledge, including buck mortality and fawn recruitment studies. The University of Wisconsin–Madison, University of Wisconsin-Stevens Point, Wisconsin Conservation Congress, Whitetails Unlimited, Safari Club International, AFL-CIO, Union Sportsmen's Alliance, and numerous Wisconsin citizens are key partners in these research efforts. We will be looking for help from additional partners to increase our capacity for gathering valuable information through these multi-year research studies.

The buck mortality and fawn recruitment studies will provide information on the magnitude and relative importance of various causes of buck mortality (hunting, predation, vehicle collisions, weather, etc.), and causes of mortality and rates of loss of fawns (including the roles of predation, habitat, and weather) across northern (Sawyer, Price, and Rusk Counties) and east-central (Shawano, Waupaca, and Outagamie Counties) Wisconsin.

Importantly, researchers have captured and marked numerous deer throughout these areas. External markings on deer include mortality-sensing radiocollars and metal ear tags. The Department would like to make clear that if hunters encounter any of these animals while hunting this fall, **they are legal to harvest**. The Department asks hunters to treat these deer as they would any other deer, and to make the decision about whether or not to harvest them as if they were not marked. The Department has provided contact information on all radiocollars and ear tags and asks that hunters report harvest information of all marked animals by contacting DNR Research Scientist Christopher Jacques at 608-221-6358 (i.e., the number listed on collars and ear tags). Obtaining harvest information on all study animals is critical and the Department thanks everyone for their assistance with collecting and reporting this important information. Please feel free to contact Christopher Jacques at 608-221-6358 if you have additional questions about our deer research program. Thank you, and good luck hunting!

## Deer Hunting Seasons: Regular Units



Deer populations are at or near goal in these units. Harvesting zero or a limited number of antlerless deer maintains a DMU's population near established goals. Regular units are the **non-shaded** and **darker gray shaded** units on the Deer Management Unit map (pages 28–29). This includes the following units: **1, 2, 3, 6, 7, 13, 14, 24, 26, 28, 29A, 29B, 30, 31, 32, 34, 35, 36, 37, 38, 39, 40, 41, 42, 43, 44, 45, 49A, 49B, 50, 52, 53, 55, 56, 59A, and 78**. See pages 42–45 for information on state park unit (52A and 59E) seasons.

**Archery antlerless deer carcass tags are not valid in the darker gray shaded units:** 3, 7, 29B, 34, 35, 39, 44, and 45.

### Seasons & Harvest Limits

2011 Gun Deer Seasons—Regular Units	
Season	Harvest Limits
October 8 - 9	Youth Gun Deer Hunt (see page 39)
November 19 - 27	One buck deer per unused Gun Buck Deer Carcass Tag and one antlerless deer per unused Unit Specific Antlerless Deer Carcass Tag.
December 8 - 11	<b>Antlerless deer only hunt:</b> One antlerless deer per unused Unit Specific Antlerless Deer Carcass Tag.

2011 Archery Deer Seasons—Regular Units	
Season	Harvest Limits
September 17 - November 17 & November 19 - January 8, 2012	One buck per unused Archery Buck Carcass Tag, <b>EXCEPT</b> December 8–11. One antlerless deer per unused valid* Archery Antlerless Deer Carcass Tag and one antlerless deer per unused Unit Specific Antlerless Deer Carcass Tag.
December 8 - 11	<b>Antlerless deer only hunt:</b> One antlerless deer per unused valid* Archery Antlerless Deer Carcass Tag and one antlerless deer per unused Unit Specific Antlerless Deer Carcass Tag.

2011 Muzzleloader Deer Seasons—Regular Units	
Season	Harvest Limits
November 28 - December 7	One buck deer per unused Gun Buck Deer Carcass Tag and one antlerless deer per unused Unit Specific Antlerless Deer Carcass Tag.

\* Archery antlerless deer carcass tags are not valid in units: 3, 7, 29B, 34, 35, 39, 44, and 45.

### Always Remember the Four Rules of Firearm Safety

1. Treat every gun as if it were loaded.
2. Always point the muzzle in a safe direction.
3. Be sure of your target and beyond.
4. Keep your finger out of the trigger guard until you are ready to shoot.

## Deer Hunting Seasons: Herd Control Units □

Units are designated as Herd Control Units when a deer population is significantly over goal and increased antlerless harvest is required to bring populations toward goal. Herd Control Deer Management Units are the **lighter grey shaded** units on the Deer Management Unit map (pages 28-29). There will be unlimited Antlerless Deer Carcass Tags available in Herd Control Units. Hunters will receive one free with each deer license, and additional tags may be purchased at \$2 each. **There will NOT be a 4-day October antlerless-only season in Herd Control Units.** Herd Control Units include: **1M, 4, 8, 9, 10, 11, 12, 15, 16, 17, 18, 19, 20, 21, 22, 22A, 23, 25, 27, 33, 46, 47, 51A, 51B, 54A, 54B, 54C, 57, 57A, 57B, 57C, 58, 59B, 59C, 59D, 59M, 60A, 60B, 60M, 61, 62A, 62B, 63A, 63B, 64, 64M, 65A, 65B, 66, 67A, 67B, 68A, 68B, 69, 72, 73B, 73D, 74A, 74B, 77C, 77M, 80A, 80B, and 81.** See page 8 for season dates in Metro Units 1M, 59M, 60M, 64M, and 77M. See pages 42-45 for information on state park unit (23A, 57D, 61A, 64A, 69C, 72A, 73A, 77D, 77E, and 80C) seasons.

2011 Gun Deer Seasons—Herd Control Units	
Season	Harvest Limits
October 8 - 9	Youth Gun Deer Hunt (see page 39)
November 19 - 27	One buck deer per unused Gun Buck Deer Carcass Tag and one antlerless deer per unused Antlerless Deer Carcass Tag which specifies being valid statewide or in Herd Control and EAB units.
December 8 - 11	<b>Antlerless deer only hunt:</b> One antlerless deer per unused Antlerless Deer Carcass Tag which specifies being valid statewide or in Herd Control and EAB units.

2011 Archery Deer Seasons—Herd Control Units	
Season	Harvest Limits
September 17 - November 17 & November 19 - January 8, 2012	One buck per unused Archery Buck Carcass Tag <b>EXCEPT</b> December 8-11. One antlerless deer per unused Archery Antlerless Deer Carcass Tag and one antlerless deer per unused Antlerless Deer Carcass Tag which specifies being valid statewide or in Herd Control and EAB units.
December 8 - 11	<b>Antlerless deer only hunt:</b> One antlerless deer per unused Archery Antlerless Deer Carcass Tag and one antlerless deer per unused Antlerless Deer Carcass Tag which specifies being valid statewide or in Herd Control and EAB units.

2011 Muzzleloader Deer Seasons—Herd Control Units	
Season	Harvest Limits
November 28 - December 7	One buck deer per unused Gun Buck Deer Carcass Tag and one antlerless deer per unused Antlerless Deer Carcass Tag which specifies being valid statewide or in Herd Control and EAB units.

## Herd Control Units: *continued*



### **Metro Herd Control Units**

Units 1M, 59M, 60M, 64M, and 77M are **Metropolitan (Metro) Herd Control Units**. These metro units have longer seasons due to higher deer populations in and around urban areas. **Note:** only shotguns, muzzleloaders, and handguns are allowed in units 59M, 60M, 64M, and 77M, whereas rifles, shotguns, muzzleloaders, and handguns are allowed in unit 1M during firearm seasons. **However, it is important to check with local town officials to see if there are local ordinances prohibiting firearm use.**

<b>2011 Gun Deer Seasons–Metro Herd Control Units</b>	
<b>Season</b>	<b>Harvest Limits</b>
October 8 - 9	Youth Gun Deer Hunt (see page 39)
November 19 - December 7	One buck deer per unused Gun Buck Deer Carcass Tag and one antlerless deer per unused Antlerless Deer Carcass Tag which specifies being valid statewide or in Herd Control and EAB units.
December 8 - 11	<b>Antlerless deer only hunt:</b> One Antlerless Deer per unused Antlerless Deer Carcass Tag which specifies being valid statewide or in Herd Control and EAB units.

<b>2011 Archery Deer Seasons–Metro Herd Control Units</b>	
<b>Season</b>	<b>Harvest Limits</b>
September 17 - November 17 & November 19 - January 31, 2012	One buck per unused Archery Buck Deer Carcass Tag, <b>EXCEPT</b> December 8-11. One antlerless deer per unused Archery Antlerless Deer Carcass Tag and one antlerless deer per unused Antlerless Deer Carcass Tag which specifies being valid statewide or in Herd Control and EAB units.
December 8 - 11	<b>Antlerless deer only hunt:</b> One antlerless deer per unused Archery Antlerless Deer Carcass Tag and one antlerless deer per unused Antlerless Deer Carcass Tag which specifies being valid statewide or in Herd Control and EAB units.

## **Hunters' Code of Ethics**

### **1. Respect Landowners**

- Always know where you are hunting and gain permission before entering private lands. Know how to use a map, compass, or GPS unit when needed.
- Be courteous, follow the landowner's rules and treat their property with respect.

### **2. Respect other Hunters**

- Don't interfere or disrupt the hunt of another. Treat other hunters in a manner that you would expect to be treated.

### **3. Respect Non-Hunters**

- Understand that not everyone supports hunting. While everyone is entitled to their own view, positive hunting behavior will not turn someone who is neutral toward hunting into someone who is opposed to it.

### **4. Respect Wildlife and other Natural Resources**

- Follow all hunting laws and report observed violations to your local warden.



## Chronic Wasting Disease Earn-A-Buck Units

Chronic Wasting Disease Earn-A-Buck Units are the non-shaded units with cross-hatches on the Deer Management Unit map on pages 28-29. All non-state park units within the CWD Management Zone (CWD-MZ) have unlimited Earn-A-Buck regulations except during the Youth Gun Hunt when EAB doesn't apply and during the Oct. and Dec. antlerless-only deer seasons when EAB stickers may be earned but only antlerless deer may be harvested. **IMPORTANT NOTICE:** the EAB requirement does not apply to a person's ONE Archery Buck Deer Carcass Tag or to a person's ONE Gun Buck Deer Carcass Tag. EAB rules do apply to all other bucks harvested in the CWD-MZ. Additional bucks harvested in the CWD zone and tagged with any other type of deer carcass tag require that a Buck Authorization Sticker is attached to the tag OR an unregistered antlerless deer tagged by the same hunter accompanies the tagged buck until both are registered together. CWD units include the following: 54B-CWD, 70-CWD, 70A-CWD, 70B-CWD, 70E-CWD, 70G-CWD, 71-CWD, 73B-CWD, 73E-CWD, 75A-CWD, 75C-CWD, 75D-CWD, 76-CWD, 76A-CWD, 76M-CWD, 77A-CWD, 77B-CWD, and 77C-CWD. See page 46 for information on season dates within CWD-MZ state park units (70C-CWD, 70D-CWD, 70F-CWD, 75B-CWD).

2011 Gun Deer Seasons—CWD Earn-A-Buck Units	
Season	Harvest Limits
October 8 - 9	Youth Gun Deer Hunt (see page 39)
October 13 - 16	<b>Antlerless deer only hunt:</b> One antlerless deer per unused antlerless or CWD deer carcass tag.
November 19 - 27 & December 24 - January 8, 2012	One buck deer per unused Gun Buck Deer Carcass Tag (without EAB). Also, one buck deer per unused antlerless or CWD deer carcass tag provided a valid Buck Authorization Sticker is affixed to the back OR an unregistered antlerless deer tagged by the same hunter accompanies the buck deer until both are registered. Also, one antlerless deer per additional unused antlerless or CWD deer carcass tag.
December 8 - 11	<b>Antlerless deer only hunt:</b> One antlerless deer per unused deer carcass tag.
2011 Archery Deer Season—CWD Earn-A-Buck Units	
Season	Harvest Limits
September 17 - January 8, 2012	One buck deer per unused Archery Buck Deer Carcass Tag (without EAB). Also, one buck deer per unused antlerless or CWD deer carcass tag provided a valid Buck Authorization Sticker is affixed to the back OR an unregistered antlerless deer tagged by the same hunter accompanies the buck deer until both are registered, <b>EXCEPT</b> October 13-16 and December 8-11 antlerless-only seasons (see below). Also, one antlerless deer per unused antlerless or CWD deer carcass tag.
October 13 - 16 & December 8 - 11	<b>Antlerless deer only hunt:</b> One antlerless deer per unused antlerless or CWD deer carcass tag.
2011 Muzzleloader Deer Season—CWD Earn-A-Buck Units	
Season	Harvest Limits
November 28 - December 7	One buck deer per unused Gun Buck Deer Carcass Tag (without EAB). Also, one buck deer per unused antlerless or CWD deer carcass tag provided a valid Buck Authorization Sticker is affixed to the back OR an unregistered antlerless deer tagged by the same hunter accompanies the buck deer until both are registered. Also, one antlerless deer per unused antlerless or CWD deer carcass tag.

## Licensing Requirements

- Your **backtag must be displayed** where it can be clearly seen in the center of the back of your outermost garment. **Note:** the backtag number must not be hidden by a coat hood, displayed upside down, or be marked up in any manner.
- A Gun Deer License is required to hunt deer with a firearm (including muzzleloaders).
- An Archery License is required to hunt deer with a bow and arrow (or crossbow by qualified individuals as described on page 18 under “Bows, arrows, and crossbows”).
- It is illegal to allow someone else to use or carry your license, carcass tag, or Buck Authorization Sticker, or for you to use or carry another person’s license, carcass tag, or Buck Authorization Sticker when engaged in hunting.
- No person younger than 10 years old may obtain a license which authorizes hunting; 10 and 11 year-olds and anyone born on or after January 1, 1973 who has not completed Hunter Education may only hunt with a mentor. See page 12 for details.
- To receive a duplicate license you must turn in all remaining parts of the lost license to a license vendor (available from any license sales agent).

Resident and non-resident customers can purchase their hunting licenses and submit their permit applications via the DNR website at [dnr.wi.gov](http://dnr.wi.gov). Licenses will be delivered by mail within 7 to 10 days. Licenses are also available at authorized license agents, DNR Service Centers, or over the phone at 1-877-WI-LICENSE (1-877-945-4236).

### License and Privilege Information

License	Resident	Non- Resident
<b>Conservation Patron</b>	\$165	\$600*
<b>Conservation Patron Junior (12–17 year-olds)</b>	\$75	\$77*
<i>Conservation Patron and Conservation Patron Junior Privileges include: Small Game, Spring and Fall Turkey Licenses and Stamp, Pheasant Stamp, Deer Firearm, Archery, General Fishing, Trapping (proof of certification or exemption required), State Fishing and Waterfowl Stamps, and most permit fees. DNR Magazine subscription and vehicle admission to state parks and related areas (including State Trail Pass) are included in the Conservation Patron license, but not in the Conservation Patron Junior license.</i>		
<b>Sports</b>	\$60	\$275*
<b>Sports Junior (12–17 year-olds)</b>	\$35	\$36*
<i>Sports and Sports Junior Privileges include: General Fishing, Small Game, and Firearm Deer</i>		
<b>Gun Deer**</b>	\$24	\$160
<b>Archery**</b>	\$24	\$160*
<b>Junior Gun Deer (12–17 year-olds)</b>	\$20	—
<i>Privileges include: Firearm Deer</i>		
<b>Junior Archery (12–17 year-olds)</b>	\$20	—
<i>Privileges include: Small Game and Archery Deer</i>		
<b>Antlerless Deer Carcass Tag</b>		
First Herd Control Antlerless Deer Carcass Tag <i>One free with license</i>	\$0	\$0
Additional Herd Control Antlerless Deer Carcass Tag	\$2	\$2
Unit Specific Antlerless Deer Carcass Tag	\$12**	\$20**

\* Does not include hunting or trapping furbearing animals.

\*\* For 10 and 11 year-olds, the fee for an archery or gun deer license is \$7 and the fee for a unit specific antlerless deer carcass tag is \$5.

## Effective Dates

- All hunting licenses are effective immediately after purchase and with the opening of the specific seasons. Gun and archery deer licenses may be purchased before and during any open deer season. All licenses from the 2011 license year expire on March 31, 2012

## Resident Licenses

### *Wisconsin residency*

- A person must have maintained a permanent residence in Wisconsin for 30 consecutive days immediately before purchasing a license. Domiciliary intent is required. Evidence of domiciliary intent includes where the person votes, pays personal state income taxes, or obtains a driver's license. Mere presence in the state for a 30-day period and/or ownership of property is not sufficient to establish residency. **Non-residents ages 10–17 who have a parent that is a Wisconsin resident may purchase licenses at resident prices.**

### *Non-resident students attending school in Wisconsin*

- Full-time non-resident students in residence at **any** public or private Wisconsin college, technical college, or university offering a degree OR foreign citizens residing in the state and attending a Wisconsin high school or a university agricultural short course may purchase gun deer, archery, small game, fishing, and sports licenses at resident prices.

## Armed Forces Members

### *Armed Forces members are entitled to the following:*

- Exemption from Hunter Education requirements (see below).
- A U.S. Armed Forces member who exhibits proof that he or she is a Wisconsin resident, or was a resident when he/she entered active service, **may use a firearm and his or her one Gun Buck Deer Carcass Tag to harvest one deer of either sex** from any Deer Management Unit (including CWD Earn-A-Buck Units) during any firearm season (not including the 2-day youth deer hunt), including any antlerless-only gun deer hunts established by the department, if he or she is:
  1. in active service outside of Wisconsin with the U.S. Armed Forces or forces incorporated in the U.S. Armed Forces, and
  2. is on furlough or leave.Those who meet the above criteria may also purchase one bonus antlerless deer carcass tag in a unit with a quota, even if the unit is sold out.
- People meeting the following criteria may purchase any hunting, trapping, or fishing license at the resident price:
  1. Any non-resident active duty U.S. Armed Forces member or member of forces incorporated in the U.S. Armed Forces who is stationed in Wisconsin or was a resident when he/she entered active service.
  2. A member of a Reserve unit located in Wisconsin, or a unit located outside of Wisconsin if the person was a Wisconsin resident when they entered active service.
  3. A non-resident member of the Wisconsin National Guard.

*Armed Forces members are not exempt from the need to purchase a valid deer hunting license.*

## Hunter Education Requirements

Persons born on or after January 1, 1973 must present their Wisconsin Hunter Education certificate (or proof of a hunter safety course recognized by the Department from another state, province, or country), a Wisconsin hunting license from a previous year, or proof of successful completion of basic training in the U.S. Armed Forces, Reserves, or National

Guard to purchase any hunting license. A certificate of successful completion of a Bow Hunter Education course can be used to purchase an Archery License. If a person has not completed hunter education, they may only obtain a license that requires hunting with a mentor in compliance with the Hunting Mentorship Program rules (below). Contact the DNR Call Center (see page 55) for course information or visit our web site at [dnr.wi.gov](http://dnr.wi.gov).

### **First-time Hunter Education Graduate Privilege**

- First time Hunter Education graduate special free antlerless deer tags are no longer being issued. Instead, all youth ages 10-17 will now automatically be issued a free Antlerless Deer Carcass Tag each year they purchase a gun deer license (see page 15, *Antlerless Deer Carcass Tags for Youth Under Age 18*, for more details). Hunters 18 and older who graduate from Hunter Education will no longer receive a free Antlerless Deer Carcass Tag.
- All residents 10 years and older who graduate from a *Wisconsin Hunter Education course for the first time* will continue to be entitled to the following:
  - Certificates issued after January 1, 2011 will serve as your Small Game License and are valid for hunting small game until March 31, 2012. You must carry your Hunter Education Certificate with you while hunting if it is acting as your small game hunting authorization.
  - Exemption from the requirement to purchase the Pheasant and state Waterfowl Stamps while the certificate is valid for small game hunting.

**Note:** the above does not exempt a person from the requirement to purchase goose permits, a Federal Waterfowl Stamp (age 16 and over), or from becoming HIP registered.

### **Hunting Mentorship Program**

This program allows a person to obtain a hunting license and hunt without the need to first take hunter education, **provided the hunter and the mentor comply with the following:**

#### **Rules that apply to the hunter:**

- Must be at least 10 years old.
- Must possess the appropriate hunting license, permits, stamps, and tags.
- Must hunt within arms reach of a mentor regardless of the age of the hunter or the mentor.
- Must comply with all other hunting laws, seasons, and bag limits.

#### **Rules that apply to the mentor:**

- Must be at least 18 years old.
- Must be a hunter education graduate unless born before January 1, 1973 or have completed basic training with the Armed Forces.
- Must be the hunter's parent or guardian, or have the permission of the hunter's parent/guardian before acting as a mentor for a person under 18.
- Must possess a current year's Wisconsin hunting approval (type of hunting approval does not matter, unless the mentor will also be attempting to harvest game).

**Note:** Certain exemptions apply if mentoring on a licensed bird or deer hunting preserve or on land the mentor owns or occupies. Contact DNR for details.

- Only allowed to serve as a mentor for ONE hunter at a time if the hunter is either of the following:
  - age 10 or 11, or
  - born on or after January 1, 1973 and has not yet taken Hunter Education.

Only **ONE** firearm, bow, or crossbow (if eligible for a crossbow permit) can be **possessed jointly** between the hunter and the mentor if the hunter is either age 10 or 11, or was born on or after January 1, 1973 and has not yet taken and passed hunter education.

**Note:** 10 and 11 year-olds may only hunt under these mentorship rules, even if they have already completed hunter education.

### **Adult Supervision Required**

A parent or guardian (at least 18 years of age) must accompany hunters ages 12 and 13. *Accompanied* means within sight *and* voice contact without the aid of any mechanical or electronic amplifying device other than a hearing aid. Persons under the age of 12 may not hunt unless participating in a DNR Learn to Hunt event or the Hunting Mentorship Program. Persons under age 18 may not possess firearms for non-hunting purposes unless accompanied by an adult, except that persons age 14-17 who have completed Hunter Education can possess legal shotguns and rifles without being accompanied by an adult

### **Disabled Hunters**

A qualified disabled person may obtain a permit to hunt from a stationary vehicle and/or use a crossbow. Class A and C disabled hunters are authorized to harvest one deer of either sex with their one regular Gun Buck Deer Carcass tag during any gun deer season except for the 2-day youth gun deer hunt unless they are age 10-15. This means that a hunter with a Class A or Class C Disabled Permit may:

- A. Fill their one regular Gun Buck Deer Carcass tag with:
  1. an antlerless deer during any gun deer season (except for the 2-day youth hunt),
  2. a buck during the October or December 4-day antlerless-only deer hunts, or
  3. a buck in Chronic Wasting Disease Earn-A-Buck units without the need to tag an antlerless deer first.
- B. Fill their one Archery Buck Deer Carcass tag with a buck without the need to tag an antlerless deer first when hunting in an Earn-A-Buck unit.
- C. Fill their one archery Antlerless Deer Carcass Tag with an antlerless deer in any unit statewide, including those 8 regular DMUs with a zero antlerless deer quota (i.e., buck-only). See page 15 for details on zero-quota units.

### **CWD Landowner Permits**

For information about the CWD Landowner Permit Season, please see page 40.

### **Deer Tagging Instructions**

---

- 1 You must validate the appropriate deer carcass tag by slitting the appropriate date and time immediately upon killing and before field dressing or moving the deer.  
**Note: an antlerless deer is any deer that does not have an antler of 3 or more inches in length. A buck deer is any deer with at least one antler 3 inches or longer.**
2. Insert a string or similar fastener through the small hole in the middle of the tag (note: a tab covers the hole) and attach it to the deer's ear or antler. You will need to provide your own string or similar fastener to attach the carcass tag to your deer.
3. After the deer has been tagged, it must be registered at an appropriate registration station. Please see the section below on registration.
4. The carcass and registration tags must remain attached to the deer until butchering. The person who killed, tagged, or obtained the deer shall retain all tags until the meat is consumed.

### **Deer Registration**

---

Deer must be kept intact, except for field dressing, skinning, and quartering\* prior to registration. The lower legs up to the tarsus joint ("ankle or hock") on the hind legs and up to the carpus joint ("wrist or knee") on the front legs, may also be removed. If the

skin or legs are removed prior to registration they must be kept with the carcass until after the deer is registered.

\* **Hunters may divide a deer into as many as five pieces** (provided the head remains attached to one of the 5 parts of the carcass) prior to registration to facilitate removal of the carcass from the field. The hide and lower legs, if removed, do not count as one of the 5 parts. Prior to registration, only one deer that has been quartered may be stored or transported at a time, but quartered deer can be transported with other intact deer.

In addition to the tagging requirements, *all deer must be registered* at a DNR Deer Registration Station. Registration forms are available at deer registration stations.

### **Non-CWD Unit Deer Registration**

- **Deadline:** All deer killed by **firearm hunters (including during the muzzleloader deer season)** must be registered no later than 5:00 p.m. on the day after the close of the season in which the deer was killed. All deer killed by **archery hunters** must be registered no later than 5:00 p.m. on the third day after the deer was killed or by 5:00 p.m. on the day after the season closes, whichever occurs first.
- **Location:** All deer killed must be registered in the unit of kill or in an adjoining unit.

### **CWD Unit Deer Registration**

- **Deadline:** **All deer killed must be registered no later than 5:00 p.m. on the day after harvest.**
- **Location:** All deer killed in the **CWD Management Zone** must be registered within the unit of kill or an adjacent unit of kill **within** the CWD Management Zone.

### **Collection of samples at time of registration**

Any part of any deer may be collected or sampled by the Department for disease testing purposes. If requested, you must allow the Department to collect a sample for disease testing. Special arrangements can be made at the time of registration for deer that will be prepared as a taxidermy mount. Failure to provide or allow a sample to be collected may result in a fine.

## **Carcass Tags**

---

While hunting, no person may possess a validated carcass tag (of any kind) unless it is attached to a legally harvested deer. It is illegal to possess, move, or transport an untagged deer. The proper carcass tag must be immediately validated and attached to the harvested deer.

### **Gun Buck Deer Carcass Tag**

Valid in any Deer Management Unit (DMU) statewide during the appropriate gun deer season (not valid Oct. 13-16 in CWD units or Dec. 8-11 statewide) for harvesting a buck with a firearm including muzzleloaders (see pages 11 and 13 for Military and Disabled hunter exceptions). **In CWD Earn-A-Buck units, this tag can be used to tag a buck without a Buck Authorization Sticker or the need to first tag an antlerless deer.** Additional bucks harvested in CWD units must be tagged with an unused deer carcass tag that has a valid Buck Authorization Sticker affixed to the back OR must be accompanied by an unregistered antlerless deer tagged by the same hunter until both deer are registered.

### **Antlerless Deer Carcass Tags**

*Unit Specific*—Unit specific Antlerless Deer Carcass Tags are only valid for tagging one antlerless deer in the unit specified on the tag. This tag is **not** weapon-specific. Unit specific antlerless tags for regular units\* are \$12.00 for residents and \$20.00 for non-residents (\$5 for youth ages 10 and 11) and can be purchased at any DNR

license vendor, online at [dnr.wi.gov](http://dnr.wi.gov), or by phone. **For all regular DMUs, these tags will be sold starting at noon on Saturday, August 20.**

- \* **8 regular DMUs will not have unit specific antlerless tags available in 2011.** These units are: 3, 7, 29B, 34, 35, 39, 44, and 45.

***Herd Control and Earn-A-Buck (EAB)***—This Antlerless Deer Carcass Tag is only valid for tagging one antlerless deer in Herd Control and CWD EAB units, and is **not valid** for regular units or non-quota areas (see map on page 29). This tag is **not** weapon-specific. One tag is issued free with each gun deer license to persons age 18 or older and with each archery license to each person age 10 or older (individuals age 18 or older will receive two of these free antlerless tags if they purchase both the Archery and Gun Deer License or a Conservation Patron License). Additional tags are available for \$2.00 each at any authorized license agent, online at [dnr.wi.gov](http://dnr.wi.gov), or by phone.

***Youth Under Age 18*** – Youth ages 10-17 will be issued a statewide Antlerless Deer Carcass Tag with their gun deer license. This tag is valid for tagging one antlerless deer in any DMU statewide, including regular or buck only units, during any open deer season with the appropriate gun or archery license and corresponding weapon (firearm or archery).

### **Archery Buck Deer Carcass Tag**

This tag is valid for one buck deer harvested with legal archery equipment in any unit statewide during an open archery season (not valid October 13-16 in CWD units or statewide December 8-11). **In CWD Earn-A-Buck units, this tag can be used to tag a buck without a Buck Authorization Sticker or the need to first tag an antlerless deer.** Additional bucks harvested in CWD units must be tagged with an unused deer carcass tag with a valid Buck Authorization Sticker affixed to the back OR must be accompanied by an unregistered antlerless deer tagged by the same hunter until both deer are registered. When hunting outside of CWD units, the Archery Buck Deer Carcass Tag is the **ONLY** archery tag valid for harvesting and tagging a buck with archery equipment. This tag is weapon-specific and may not be filled with a deer killed with a firearm.

### **Archery Antlerless Carcass Tag**

This carcass tag is valid for one antlerless deer harvested with **legal archery equipment only** during an open archery season statewide **except** it is not valid in the following units: 3, 7, 29B, 34, 35, 39, 44, and 45 (see page 13 for disabled hunter exception). One of these tags is issued with each Archery Deer License or Patron License.

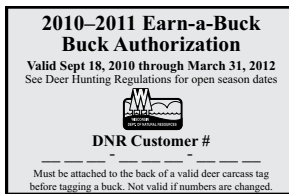
### **2011-12 & 2012-13 CWD Deer Carcass Tag**

This carcass tag is valid only in CWD units during an open CWD deer season and can be used to tag a deer of either sex. To be valid for a buck, a valid Buck Authorization Sticker issued to the same hunter must be attached to the back of the CWD Deer Carcass Tag unless a legally-harvested unregistered antlerless deer, tagged by the same hunter, accompanies the buck deer until both are registered. This tag is **not** weapon-specific. Hunters can obtain these tags free of charge (limit 4 per hunter per day) at deer registration stations and participating license vendors located in the CWD Management Zone, as well as at DNR Service Centers.


**Tip:** Hunters planning on hunting outside of the CWD Management Zone should save the buck carcass tag issued with their license for use during those hunts, and should use the free 2011-12 and 2012-13 CWD Deer Carcass Tags for hunting within the CWD Management Zone if they have earned a buck. If CWD tags are used, then EAB rules will apply.

## EAB Units (CWD Units Only): Buck Authorization Stickers

Buck Authorization Stickers are used to validate the earner's Gun Antlerless Deer Carcass Tag, Archery Antlerless Deer Carcass Tag, or 2011-12 and 2012-13 CWD Deer Carcass Tags for a buck. **It is not necessary to use a Buck Authorization Sticker to validate a Gun Buck or Archery Buck Deer Carcass Tag in CWD units.**



This light blue Buck Authorization Sticker would have been earned during the 2010 deer hunting season by registering an antlerless deer in a CWD EAB unit or by having registered a CWD-positive buck during the 2010 regular hunting season. If this sticker was not used in 2010 to validate a buck carcass tag it is still valid for that hunter in the 2011 deer hunting season in a CWD Management Zone (CWD-MZ) unit.



The 2011 Buck Authorization Sticker is purple and can be earned during the 2011 deer hunting season by tagging and registering an antlerless deer in a CWD-MZ unit. The hunter will receive his/her sticker at the registration station when registering an antlerless deer or by mail if the deer was harvested and registered

during the 2011 CWD Landowner Permit Season. This sticker can be used during the 2011 deer season in a CWD unit or, if not used in 2011, it can be used in an EAB unit during the 2012 deer season. Be sure not to misplace it.

Replacement Buck Authorization Stickers will also be issued to any hunter who harvests a buck that tests CWD-positive during the 2011 regular deer hunting season. The DNR will mail a letter with a replacement 2011-2012 Buck Authorization Sticker attached to a CWD-MZ Carcass Tag to hunters that harvest a CWD-positive buck. Hunters will be allowed to keep the meat, antlers, hide, and any other parts of the CWD-positive buck. If a hunter chooses to not keep any part of the CWD-positive buck, they are reminded to properly dispose of the parts so they end up in a landfill. Removing CWD-positive deer from the landscape is an important management tool and the DNR offers these replacement Buck Authorization Stickers as a token of our appreciation for your assistance in managing CWD.

### Buck Authorization Sticker Frequently Asked Questions

**Where is my buck authorization valid?** In 2011, they are valid in any CWD Management Zone (CWD-MZ) unit.

**How many buck authorizations can I earn?** During the 2011 season, a Buck Authorization Sticker will be issued for each antlerless deer registered in any CWD-MZ unit. The sticker must be attached to the back of an antlerless deer carcass tag or CWD deer carcass tag to validate the tag to be used for a buck. **Reminder:** it is not necessary to use a Buck Authorization Sticker to validate a Gun Buck or Archery Buck Deer Carcass Tag in CWD units.

**Is the buck authorization weapon or season specific?** No. An antlerless deer harvested with a gun or bow in a CWD-MZ unit will earn a Buck Authorization Sticker that can be used on any valid antlerless deer carcass tag or CWD deer carcass tag (see pages 14-15) while hunting during a gun deer season with a gun deer license or during an archery deer season with an archery license; however, it may not be used during any antlerless-only season.



**Can I earn a buck for someone else?** Buck authorizations are non-transferable. Only those who tag and register an antlerless deer will be issued a Buck Authorization Sticker. Group hunting is allowed to earn or harvest a buck during the gun season, but only the person who tags and registers an antlerless deer will receive the Buck Authorization Sticker. Only the person who has been issued a buck authorization may use it to tag a buck.

**How do I prequalify for a buck for next year (2012)?** During the regular 2011 deer seasons, if you tag and register an antlerless deer in a CWD-MZ unit you will be issued, at the time of registration, a Buck Authorization Sticker valid in any 2011 or 2012 EAB unit. Additionally, you will be mailed a replacement Buck Authorization Sticker for any CWD-positive buck you harvest.

## **Firearm and Bow Restrictions**

---

### ***It is illegal to:***

- possess or use any firearm for hunting if you are a felon or have been prohibited from possessing a firearm under Wisconsin law. In Wisconsin, a firearm is any weapon that uses gun powder, including black powder or black powder substitute for muzzleloaders. A hunting license does not authorize the purchaser to possess a firearm for hunting. Unless otherwise prohibited, a felon can generally hunt legally with an air rifle for small game mammals (see *2011 Small Game Regulations*) or with a bow and arrow for small game, turkey, bear, and deer. Appropriate licenses are required.
- hunt with a fully automatic firearm.
- possess or use while hunting any tracer or incendiary shells, cartridges, or ammunition.
- hunt with any means other than a gun discharged from the shoulder or a bow and arrow. Handguns may be used as described under the “Handgun” section (page 18). Crossbows may only be used as described under the “Bows, arrows, and crossbows” section (page 18).
- shoot a firearm within 100 yards of a building devoted to human occupancy while on lands you do not own (including public lands and public waters) without the permission of the owner or occupant of that building.
- hunt deer with ammunition loaded with non-expanding type bullets.
- possess or control any shotshell loaded with a single slug or ball while hunting game birds except during the gun season for deer.
- possess any firearm from 12:00 midnight–11:59 p.m. on November 18, 2011 unless the firearm is unloaded and enclosed within a carrying case. **Exceptions:** target shooting at established target ranges, target shooting on private lands by landowners and immediate family members, waterfowl hunting during open season, hunting game birds on licensed bird hunting preserves, and hunting turkeys and small game in CWD Management Zone units.  
**Note:** An established target range means an existing location that is set up for target shooting with firearms as its major purpose.
- possess while hunting, shot or shotshells loaded with shot larger than No. BB from June 1–Dec. 12 (unless legally engaged in waterfowl hunting or while hunting bobcat). See *Waterfowl Regulations* for maximum shot sizes for waterfowl hunting.
- hunt deer with any ammunition loaded with shot other than a single slug or projectile.

### **Shotguns**

- Must have an overall minimum length of 26" with an 18" minimum barrel length.
- Rifled shotgun barrels of at least 18" in length are considered to be shotguns for the purpose of hunting deer if they fire a single projectile and are in the following gauges: 10, 12, 16, 20, and 28.

- It is illegal to hunt deer with a .410 bore or less shotgun or handgun loaded with any .410 shotgun shell ammunition.
- Buckshot is not legal to use or possess while hunting deer.

### Rifles

- Must have an overall minimum length of 26" with a 16" minimum barrel length.
- Are legal for hunting deer in areas not restricted to shotguns, muzzleloaders, and handguns only as indicated by the maps on page 19.
- It is illegal to possess any rimfire rifle larger than .22 caliber or any center-fire rifle .22 caliber or larger during any gun deer season in shotgun only areas unless it is unloaded and enclosed within a carrying case. **Note:** Rifle-barreled shotguns and muzzleloaders are not considered rifles for purpose of hunting deer.
- It is illegal to hunt deer with any air rifle or rimfire rifle, or any center-fire rifle less than .22 caliber.

### Muzzleloaders

- Muzzleloaders that are discharged from the shoulder must be at least .45 caliber if smoothbore and .40 caliber or larger if the barrel is rifled, and must be loaded with a single ball or slug to be legal for deer hunting. **During the 10-day muzzleloader-only season (Nov. 28–Dec. 7)**, muzzleloaders must have a solid threaded breech plug making them capable of being loaded only from the muzzle. Telescopic sights are legal to use on muzzleloaders during any firearm deer season. **Note: Inline muzzleloaders** are legal to use during the 10-day muzzleloader hunt with black powder or any black powder substitutes.
- Muzzleloaders may be used statewide in all areas open to hunting deer with guns.
- Muzzleloading handguns must be .44 caliber or larger with a minimum barrel length of 7", measured from muzzle to breech face, *and* fire a single projectile weighing 138 grains or more to be legal for deer hunting.
- Black powder revolvers are legal, **but not for hunting deer during the 10-day muzzleloader-only season** because they are capable of being loaded by the cylinder instead of the muzzle.

### 10-Day Muzzleloader-Only Deer Season

- Telescopic sights on muzzleloaders are allowed during the 10-day muzzleloader-only season.
- A hunter, or at least one member of a group hunting party, must have a valid unused deer carcass tag to participate in the muzzleloader-only season. See pages 11 and 13 for exemptions for qualified military personnel and disabled hunters.
- Blaze orange clothing and ground blind display requirements apply (see page 22).
- The 10-day muzzleloader-only season will be held statewide except in non-CWD metro units and some state parks. See pages 42-46 for state park season information.

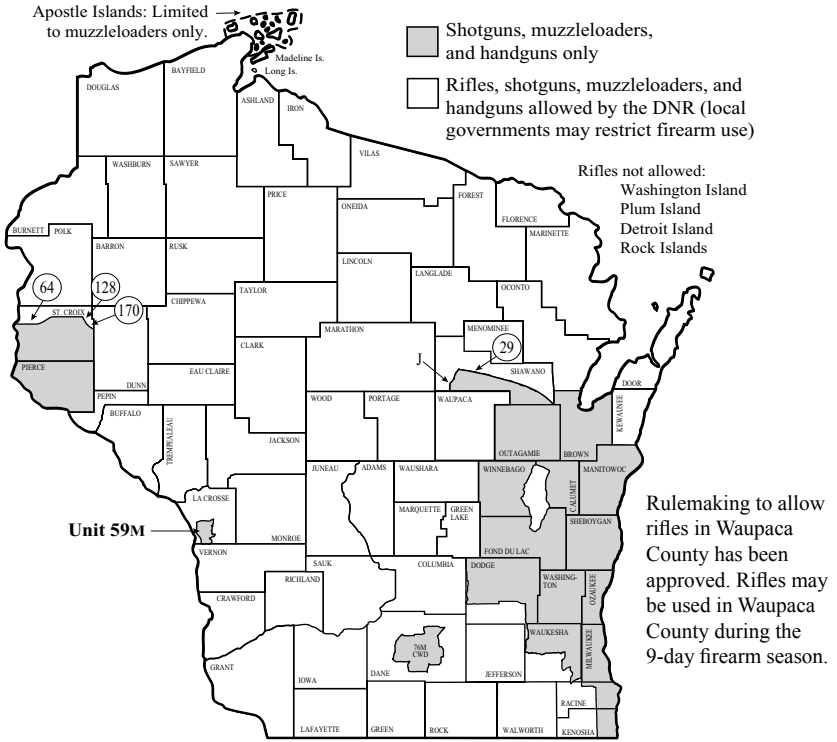
### Handguns

- To be legal for deer hunting, handguns must use center-fire cartridges of .22 caliber or larger and have a 5½" minimum barrel length measured from the firing pin to the muzzle with the action closed.
- You may not possess a concealed handgun.
- Muzzleloading handguns, see "Muzzleloaders," above.
- It is illegal to hunt with a handgun if under age 18.

### Bows, Arrows, and Crossbows

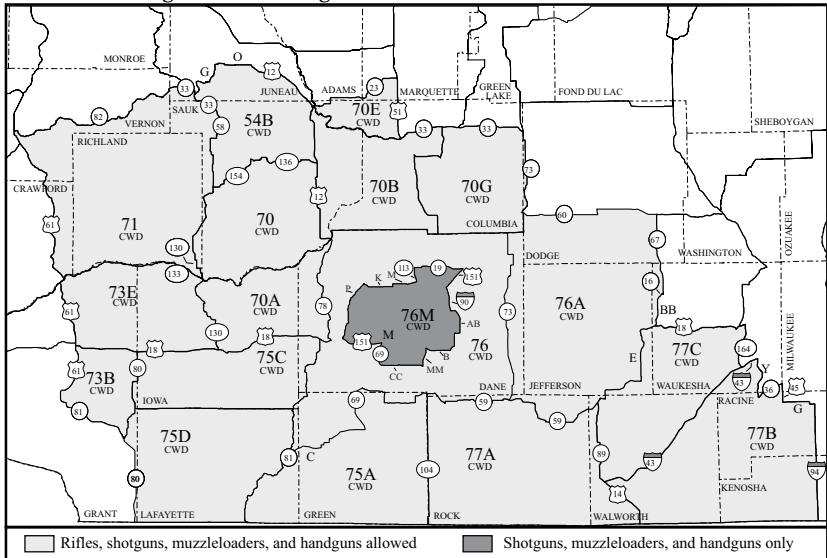
- If used while hunting deer, bows must have a draw weight of 30 pounds or greater, and metal broadheads must be at least 7/8" wide and kept sharp.

# Deer Firearm Restricted Areas



**Hunters need to check with local governments for weapon restrictions as some prohibit rifles and other weapon types within their boundaries.**

# Chronic Wasting Disease Management Zone Firearm Restrictions



- Crossbows are only allowed for hunters age 65 or older and any disabled hunters with a Class A, B crossbow, or C disabled permit or a crossbow permit. The crossbow must have a minimum draw of 100 pounds, a working safety, and use at least 14-inch long bolts or arrows equipped with broadheads. An archery license is required.
- Compound bows equipped with a drawlock mechanism that is capable of holding the bow at full draw without the aid of a hunter are considered crossbows. These are exempt from the 100-pound requirement but must meet the 30-pound minimum draw weight.
- You may not possess, while hunting, any poison, drug, or explosive-tipped arrow.

### Arms Transportation

- All firearms must be **unloaded and completely enclosed** within carrying cases designed to carry a firearm when **in** or **on** any vehicle, whether moving or stationary. A holster is not a legal carrying case for a handgun in a vehicle unless it completely encloses the handgun. All firearms must be **unloaded** when **in** or **on** any motor driven boat while the motor is running.

**Note:** A firearm is considered unloaded if the shell or cartridge is removed from the chamber, and any clip, magazine, or cylinder that is attached to the firearm is empty; the cap is removed from a percussion muzzleloader; the flashpan of a flint lock muzzleloader is cleaned of powder; or the powder and projectile is removed from the barrel of an electronic ignition system muzzleloader.

- All bows and crossbows must be **unstrung or enclosed within a case** when **in** or **on** a vehicle **OR in** or **on** any motor-driven boat while the motor is running. Some exceptions apply for disabled hunters issued Class A or B disabled permits.

### Hunting Incidents

Any person involved in an incident in which a person is injured by a projectile fired from a firearm or an arrow fired from a bow or crossbow while hunting or trapping must first render necessary assistance and then immediately report the incident to the local warden, sheriff, or police. In addition, every person involved in a hunting accident must render a written report to the DNR within 10 days.

## General Deer Hunting Regulations

### Dogs

- It is illegal to hunt deer with dogs.
- Dogs are considered private property and are protected by law. Only Conservation Wardens may kill dogs chasing deer. Owners may be held responsible for damage caused by their dogs.
- A dog that is actively engaged in a legal hunting activity, including training, is not considered to be running-at-large if the dog is monitored or supervised by a person, and the dog is on land that is open to hunting or on land on which the person has obtained permission to hunt or to train a dog.

### Use of Devices

#### *It is illegal to:*

- hunt any animal with the aid of an aircraft.
- use while hunting any bow equipped with a draw-lock type mechanism that is capable of holding a bow at full draw without the aid of the hunter. **Note:** For exceptions, see "Bows, Arrows, and Crossbows" on page 18.
- use, or possess with the intent to use, laser sights while hunting except by Class C visually handicapped permit holders.
- **Note:** Electronic calls and decoys are legal for hunting deer.

## Lead in Venison

Deer harvested with lead bullets have been shown to have tiny lead particles or fragments remaining in the processed meat. These are often too small to be seen and can disperse far from the wound channel. Although lead in venison does not rival lead paint in older homes as a health risk for the public, the risk is not low enough to ignore. Children under six and pregnant women are at the greatest risk from lead exposure. The amount of lead found in a small percentage of venison samples suggests that long term effects of lead consumption could occur in people who regularly eat venison harvested with lead ammunition. However, there is currently no known evidence linking human consumption of venison to lead poisoning.

### The following measures can reduce your potential exposure to lead in venison:

- Consider alternative non-lead expanding ammunition such as copper or other high-weight retention lead bullets, such as bonded bullets.
- Practice marksmanship and outdoor skills to get closer to your target, making cleaner, lethal shots away from major muscle areas. Aim for the vitals behind the shoulder or the neck. Don't shoot at running deer.
- Avoid consuming internal organs as they can contain extra lead from heart-lung shots.
- Process small batches so you can frequently check the grinder and remove lead fragments.
- Remind your meat processor to not use deer meat with excessive shot damage. Trim a generous distance away from the wound channel and discard any meat that is bruised, discolored, or contains hair, dirt, bone fragments, or grass.

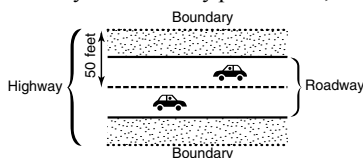
This is an important issue that will continue to be investigated.

### For additional information:

- on the lead-in-venison issue: [dnr.wi.gov](http://dnr.wi.gov), search for 'lead'.
- on lead poisoning: [www.dhfs.wisconsin.gov](http://www.dhfs.wisconsin.gov).
- on deer processing: <http://datcp.wi.gov/uploads/Food/pdf/CommonSense.pdf>.
- on where to find copper bullets and non-toxic ammunition for hunting: [dnr.wi.gov](http://dnr.wi.gov); search for 'copper bullets'.

## Hunting Near Roadways

- **Highway** means the entire width between the boundary lines of every public road, but does not include private roads and driveways.
- **Roadway** means the portion of the highway which is improved or ordinarily used for vehicle travel, excluding the berm or shoulder.
- **Public road** means those roads shown on the current official county highway map available from the Department of Transportation for public use. It **does not** include **private** roads or driveways.



### It is illegal to:

1. Hunt within 50 feet of the roadway's center; or
2. Discharge a firearm, shoot an arrow from a bow, or a bolt from a crossbow:
  - a. from or across a highway, or
  - b. within 50 feet of the roadway's center.

The above prohibition applies to all public roads (defined above). Certain exceptions are allowed for Class A and B Disabled Permit holders. Call the DNR Call Center (see page 55) for an explanation of these exceptions.

## Shining

### *It is illegal to:*

- use, or possess with intent to use, a light, including vehicle headlights, for shining any wild animal while hunting or in possession of a firearm, bow and arrow, or crossbow. This includes laser sights on firearms, bows, and crossbows. Exceptions apply for hunting certain small game; see *2011 Wisconsin Small Game Hunting Regulations*.
- use, or possess with intent to use, a light, including vehicle headlights, for shining wild animals between the hours of 10 p.m. and 7 a.m. from September 15 through December 31 whether or not a firearm or bow is in possession. **Note:** Some areas may prohibit shining by local ordinance. Check with the local Sheriff's Department or township officials for local shining restrictions.
- shine at any time on federal refuges and Waterfowl Production Areas.

## Blaze Orange Requirements

In any area of the state where a firearm deer season is open (including the regular 9-day hunt, muzzleloader season, October 8–9 Youth Hunt, October and December 4-day antlerless-only hunts, and CWD hunts), no person may hunt any game, except waterfowl, unless at least 50% of the person's outer clothing above the waist is colored blaze orange. A hat or other head covering, if worn, must be at least 50% blaze orange. Faded or stained blaze orange clothing is unsafe and may not meet law requirements. Camo-blaze that is 50% blaze orange is legal, but is not as visible as solid blaze clothing. 100% solid blaze orange is recommended. **Note:** Blaze orange requirements do not apply to those hunters participating in legal night hunting (e.g., raccoon) from ½ hour after sunset to ½ hour before sunrise.

During any gun or muzzleloader deer season, ground blinds (except waterfowl blinds) on DNR owned or managed lands must have a minimum of **144 square inches of solid blaze orange material visible from all directions**. Also, all unoccupied ground blinds must have the owner's customer ID number or name and address attached in a manner that is legible and visible in a conspicuous location near the entrance. Ground blinds must be removed daily at the end of hunting hours, except waterfowl blinds which may be left up throughout the season but must be removed completely within seven days after the season closes. **Exceptions:** these requirements do not apply to blinds constructed entirely of dead vegetation found on the property, and which include no man-made materials.

## Ground Blind Frequently Asked Questions

### **Can I just hang a 12" x 12" blaze orange flag on the top of my blind?**

No, because not all 144 square inches of the 12" x 12" blaze orange flag or piece of material will be visible from all directions, 360 degrees around the blind, at all times.

### **Can I attach multiple small pieces of blaze orange on the outside of my blind if the total area is equal to 144 square inches?**

No, multiple small pieces of blaze orange are not legal because the requirement is that when looking at the blind from any direction there must be at least one SOLID patch (i.e. one piece) of blaze orange visible which is at least 144 square inches in size.

### **Can I just wrap a 144-inch long piece of blaze orange flagging tape that is 1 inch wide around my blind?**

No, because while a narrow strip of blaze orange may equal 144 square inches, if it is wrapped around the blind and only about 25 % of the material is visible from each side then the minimum requirement is not met.

## Can I use camo-blaze orange pattern?

No, camo-blaze orange does not meet the solid color requirement. Camo-blaze can be used in addition to the minimum 144 square inches of solid blaze orange visible in all directions, but not in place of it.

## Group Deer Hunting Law

**Group Hunting:** It is illegal to kill game for another person EXCEPT that during a **deer firearm season only** any member of a group deer hunting party may kill a deer for another member of the party. Group hunting is **not legal** for archery deer hunting. All participants **must** be licensed and each **must** possess a firearm, **except** that a mentor and the person they are mentoring under the Hunting Mentorship Program may share one firearm (see page 12 for Hunting Mentorship Program rules). Members of a group deer hunting party should also agree in advance that a tag holder is willing to use their tag on a deer killed by another member of the party.

The following conditions are established by law to ensure that hunters are actively participating in the hunt, are in the field, and do not harvest more deer than the group has tags for:

1. A group deer hunting party must be 2 or more hunters who are hunting together within sight or voice contact at all times. Temporary loss of voice or visual contact for a reasonable time due to terrain or weather conditions is acceptable. Hunters may not kill deer for persons who are not out in the field actively hunting with the party or are at other locations apart from the area where the hunter killed the deer.
2. Group deer hunting is allowed to fill the free statewide Antlerless Deer Carcass Tag issued to youth ages 10-17.
3. Hunters may not use cellular phones, special free radio communications, or other mechanical or electronic amplifying devices (except hearing aids) to get someone to tag a deer. It is legal to use electronic devices for reasons other than getting someone to tag a deer.
4. The hunter for whom the deer is killed must possess a valid unused carcass tag for the type of deer killed.
5. The hunter killing the deer may not leave the deer unattended until after the deer is tagged and the tag is validated according to the deer carcass tagging instructions (page 13). A hunter is attending a deer if the hunter can see the deer.
6. Convicted felons cannot participate in group deer hunting or allow use of their tag by anyone else. Deer drivers are not required to possess firearms or hunting licenses.
7. Adults may **not** gun deer hunt during the October 8-9 youth gun deer hunt.

## Transport, Possession, and Sale of Deer

**It is illegal to:**

- sell, purchase, barter, or offer to sell, purchase, or barter any deer or deer part thereof **except** the head, skin not in spotted coat, and antlers not in velvet of any deer lawfully killed when these parts are separated from the rest of the carcass.
- possess in an EAB deer management unit or during an antlerless-only deer season, prior to registration, a deer with antlers completely broken off which makes determination of legality impossible.
- possess a deer carcass unless tagged and registered as required.
- possess deer antlers in velvet, spotted hides, albino, or white deer, which are entirely white except the hooves, tarsal glands, heads, and parts of the head, unless special written authorization is obtained from the Department.

**Note:** Deer with antlers in velvet or in spotted coat may be harvested during the open deer season, however, to keep the antlers or spotted hide the hunter must contact a

warden within 7 days of tagging the deer and request written authorization to keep the antlers or hide. The velvet antlers and spotted hide may not be sold or transferred to another person. Albino and white deer may not be harvested without prior written authorization from the DNR **except** that albino and white deer may be harvested and possessed in the CWD Management Zone.

- transport another person's unregistered deer unless accompanied by the person issued the carcass tag. Once registered, anyone may transport the deer.

**Note:** Legally-possessed deer may be transported out-of-state by residents and non-residents once the deer is registered. *For transportation requirements in CWD units and from other states, provinces, or countries, see "Deer Carcass Transportation Regulations in the United States and Canada" below.*

## Taking of Game

### *It is illegal to:*

- take or possess any deer or wild animal which has been lawfully obtained by someone else without having that person's consent.
- not immediately kill all game taken and make it part of the daily bag.
- carelessly waste game. You must make every reasonable effort to retrieve all game killed or crippled. Until such effort is made, such game shall be included in the daily bag. This rule does not allow you to trespass without permission of the landowner nor to shoot game beyond established shooting hours.

## Vehicle-Killed Deer Tagging and Possession

- Contact your Sheriff's Department before moving the deer to obtain a tag so that the carcass, or part of the carcass, can be legally possessed.
- Any person may claim a deer that has been killed by a motor vehicle operated on a highway. The driver of a vehicle that accidentally collides with and kills a deer has first priority to the deer. If the driver does not want the deer, any other person who arrives at the scene may request a tag for the carcass.
- See below for deer carcass transportation restrictions.

**Note:** It is illegal to use a vehicle-killed deer to obtain a Buck Authorization Sticker.

## Taxidermists

These regulations are available at [dnr.wi.gov](http://dnr.wi.gov); search for 'taxidermy'.

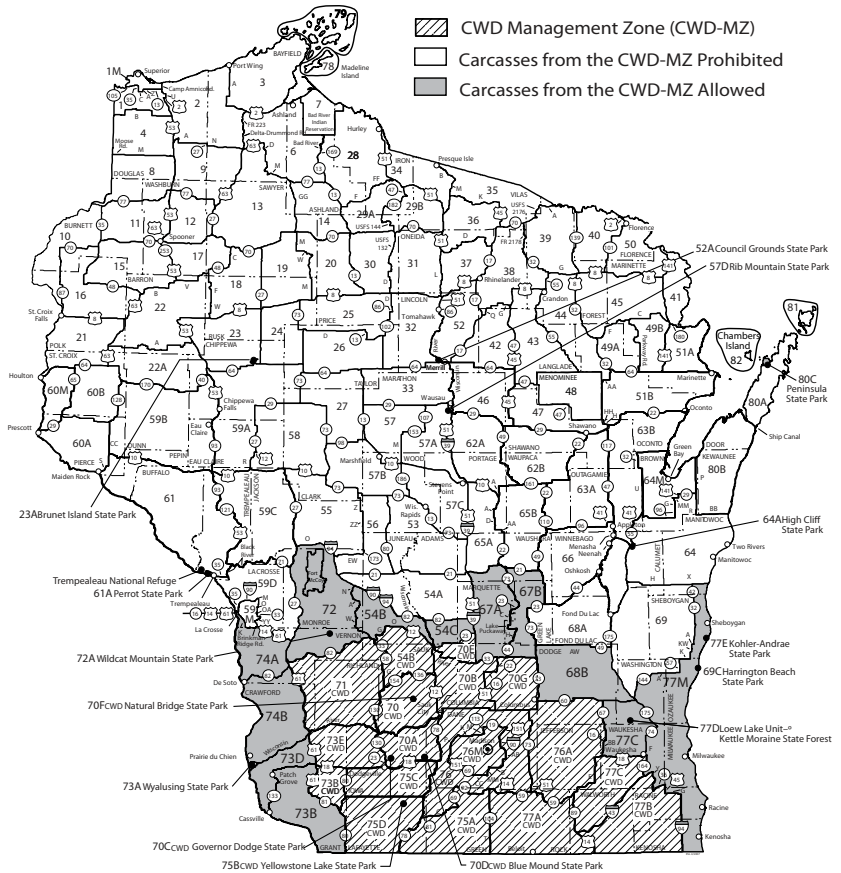
## Deer Carcass Transportation Regulations in the United States and Canada

Research indicates that intact carcasses and certain parts of cervids (deer, elk, and moose) infected with CWD may be a source of disease spread. The infective agent (prion) is concentrated in the brain, spinal cord, and lymph nodes. The intent of the following regulations is to prevent the movement of brain, spinal cord, and lymphoid tissue in order to minimize the risk of introducing CWD into an area where it does not currently exist.

### **It is illegal to:**

- Transport whole wild deer carcasses and certain parts of those carcasses from the CWD Management Zone (CWD-MZ) to areas outside of the CWD-MZ (see map on page 25), UNLESS these parts are being transported to adjacent deer management units or to a licensed taxidermist or licensed meat processor within 72 hours of the deer being registered. *This restriction applies to any deer management unit ending in -CWD, such as 77C-CWD or 54B-CWD* (see maps on pages 25 and 28-29).
- Transport carcasses or certain parts of wild cervids (deer, elk, and moose) from other states or provinces that have CWD *into* any part of Wisconsin UNLESS they are taken to a licensed meat processor or licensed taxidermist within 72 hours of entering the





state. Hunters transporting whole carcasses or restricted parts of those cervids into Wisconsin from other states or provinces must possess and exhibit to wardens, upon request, documentation of what state or province the carcass was harvested in.

**The following list specifies the only parts of wild deer harvested in the CWD-MZ that may be transported beyond those deer management units adjacent to the CWD-MZ. This list also applies to any wild deer, elk, or moose transported into Wisconsin from other states and provinces that have CWD.**

- Meat that is cut and wrapped (either commercially or privately),
- Quarters or other portions of meat to which no part of the spinal column is attached,
- Meat that has been deboned,
- Hides with no heads attached,
- Finished taxidermy heads,
- Antlers,
- Clean skulls or skull plates with no lymphoid or brain tissue attached,
- Upper canine teeth (also known as buglers, whistlers, or ivories), or
- Whole carcasses that are delivered to a licensed meat processor or licensed taxidermist within 72 hours of being registered or entering the state. The processor or taxidermist must be told that the animal came from the CWD-MZ or a state with CWD, and they must dispose of the brain, spinal column, and parts not exempt from the transportation

restrictions in a landfill or rendering plant.

The movement of carcasses and parts of *captive* cervids is regulated by the USDA and the Wisconsin Dept. of Agriculture, Trade, and Consumer Protection (DATCP). Please contact DATCP (608-224-4872) with questions concerning these regulations.

Many states and provinces restrict the importation of cervid carcasses and it is recommended that hunters check the regulations of their home state or province, the state or province they will be hunting in, and the states or provinces they will be traveling through. For more information, please visit the CWD Alliance webpage at: [www.cwd-info.org/](http://www.cwd-info.org/).

**The following Deer Management Units (DMUs) make up Wisconsin's CWD Management Zone from which deer carcass movement is restricted:**

Affected DMUs include: 54B-CWD, 70-CWD, 70A-CWD, 70B-CWD, 70C-CWD, 70D-CWD, 70E-CWD, 70F-CWD, 70G-CWD, 71-CWD, 73B-CWD, 73E-CWD, 75A-CWD, 75B-CWD, 75C-CWD, 75D-CWD, 76-CWD, 76A-CWD, 76M-CWD, 77A-CWD, 77B-CWD, and 77C-CWD. See centerfold map on page 28 and 29.

These DMUs are located in the Counties of Adams, Crawford, Columbia, Dane, Dodge, Grant, Green, Iowa, Jefferson, Juneau, Kenosha, Lafayette, Marquette, Racine, Richland, Rock, Sauk, Vernon, Walworth, and Waukesha.

**Please note:** All deer killed in the **CWD Management Zone** must be registered within the unit of kill or an adjacent unit of kill *within* the CWD Management Zone.

## **Baiting and Feeding Deer**

---

The following regulations pertaining to baiting and feeding are divided into two parts of the state—those counties where baiting and feeding deer is prohibited, and those areas where baiting and feeding of deer is allowed with a 2-gallon limit.

### **Counties where baiting is NOT allowed**

Placing bait for hunting purposes is prohibited in the following counties: Adams, Calumet, Columbia, Crawford, Dane, Dodge, Grant, Green, Iowa, Jefferson, Juneau, Kenosha, Lafayette, Manitowoc, Marathon, Marquette, Milwaukee, Portage, Racine, Richland, Rock, Sauk, Sheboygan, Vernon, Walworth, Waukesha, Waushara, and Wood Counties.

In these counties, no person may place, use, or hunt over bait or feed material for the purpose of hunting deer. **Note:** It is not legal to feed deer, even for recreational viewing purposes, in counties where baiting deer is prohibited.

**Scents:** Scent may be used for hunting deer statewide, but the scent may not be placed or deposited in a manner that makes it accessible for consumption by deer, and scents shall be removed daily at the end of hunting hours. However, two ounces or less of scent may be placed, used, or deposited in any manner for hunting deer and do not need to be removed daily at the end of hunting hours. For more information on recommended uses of scents as they pertain to CWD, please visit our CWD webpages at [dnr.wi.gov](http://dnr.wi.gov) and search for 'CWD'.

**Natural Vegetation and Plantings:** You may hunt with the aid of material deposited by natural vegetation or material found solely as a result of normal agricultural or gardening practices, or with the aid of crops planted and left standing as wildlife food plots.

### **Counties where baiting deer is allowed**

In the remainder of the state (except for U.S. Fish and Wildlife Service lands), baiting for deer hunting purposes is allowed **only under the following conditions:**

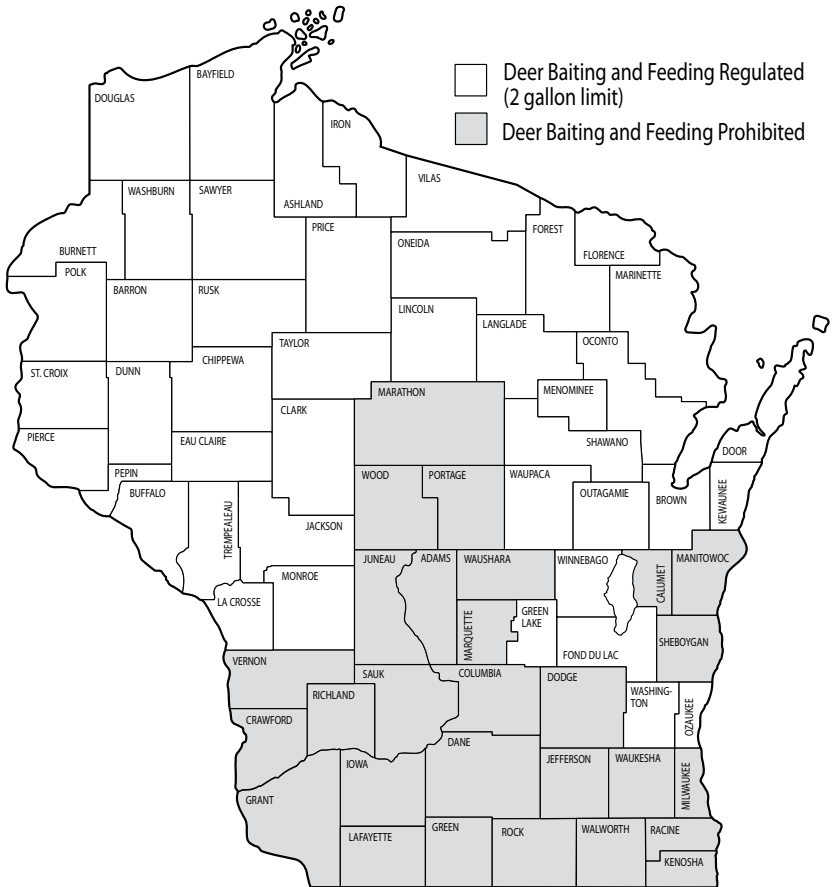
**Amount:** Each hunter may place up to 2 gallons of bait for each property under the same ownership regardless of the size of the property. If the property is larger than 40 acres, then each hunter may place an additional 2 gallons of bait for each additional full 40 acres of contiguous land under the same ownership if the bait sites are at least 100 yards away from any other bait site (parcels of land that do not touch but are separated only by a town, county, or state highway are considered contiguous).

**Note:** *Bait may be spread out or divided into more than one pile as long as the total amount of bait or feed material is not more than 2 gallons per 40 acres or less.*

**Placement:** No person may:

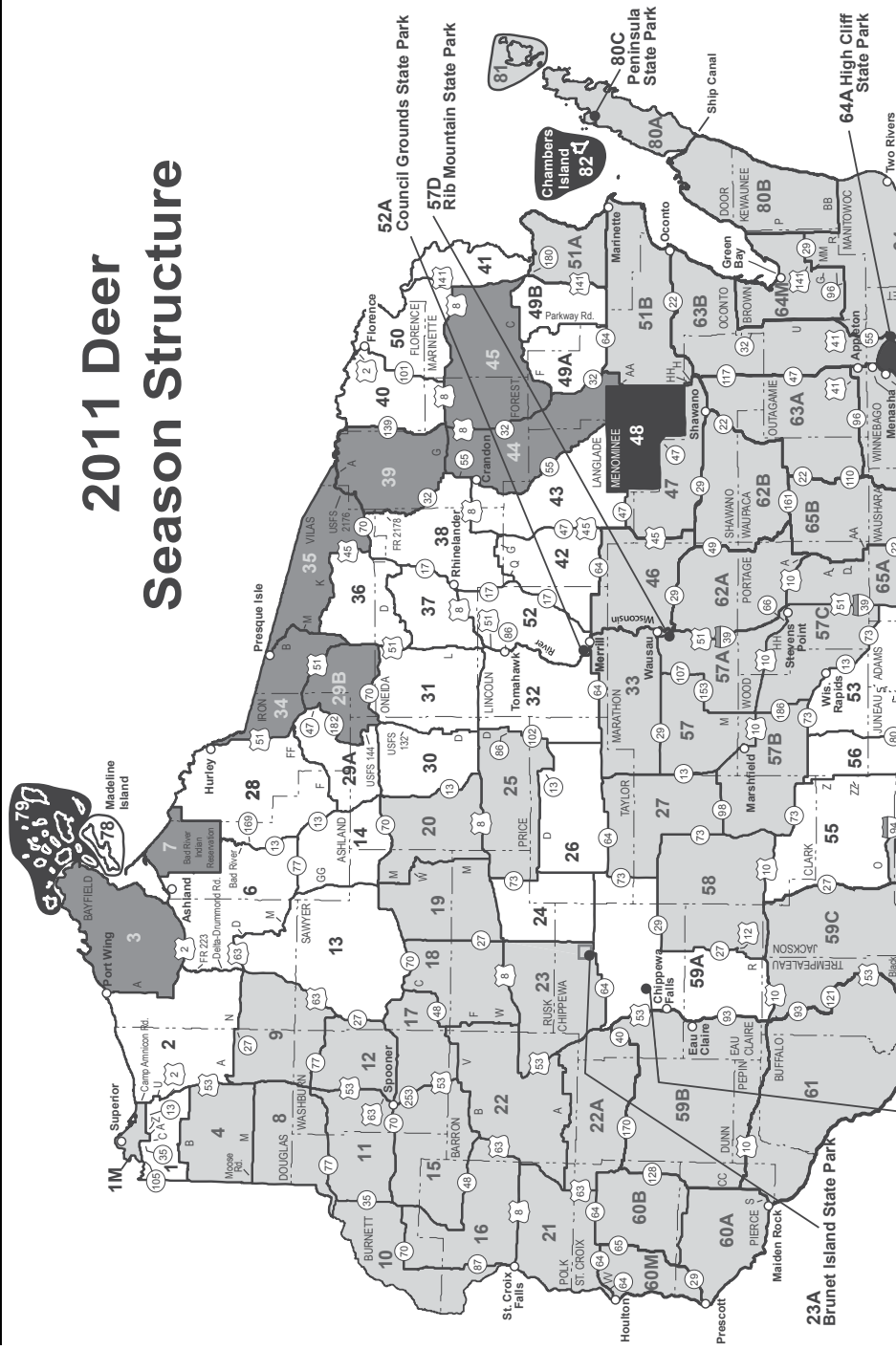
- Place a baiting site closer than 100 yards from another baiting site.
- Hunt within 100 yards of more than 2 gallons of bait on the same parcel of land.
- Place a baiting site within 50 yards of any trail, road, or campsite used by the public, or within 100 yards of a roadway having a posted speed limit of 45 mph or more.

**Note:** *Removal of unlawfully placed bait or feed material does not preclude the issuance of a citation for the original placement of the unlawful baiting or feeding material.*



**Baiting and Feeding Deer regulations continued on page 30.**

# 2011 Deer Season Structure





## Baiting and Feeding Deer Regulations *continued...*

**Timing:** No person may:

- Place, use, or hunt over bait or feed for hunting purposes during the closed season for hunting deer, but may start to place bait for deer hunting the day before the opening day of the first deer hunting season, which is the archery season. **This means the 24-hour period from 12:00 am to 11:59 pm on the day immediately before the season.**
- Hunt over bait or a feeding site that is in violation of these regulations unless the area is completely free of bait or feed material for at least 10 consecutive days prior to hunting, pursuing animals, or dog training.

**Content:** No person may place, use, or hunt over any bait or feed material that:

- contains any animal part or animal by-product. **Note:** Animal parts and by-products include honey, bones, fish, meat, solid animal fat, animal carcasses, and parts of animal carcasses, but do not include liquid scents.
- is contained in or deposited by a feeder that is designed to deposit or replenish feed automatically, mechanically, or by gravity.
- contains or is contained within metal, paper, plastic, glass, wood, or other similar processed materials. This does not apply to scent materials.

**License:** No person may use or hunt over bait or feed material placed for deer without possessing an appropriate valid Archery or Gun Deer License and valid, unused carcass tag.

### Counties where feeding deer is allowed

**In counties where it is legal to bait deer for hunting, it is also legal to feed deer for recreational viewing.** However, the following regulations apply:

- Each owner-occupied residence or business open to the public may place out **no more than 2 gallons** of feed.
- The feed must be located **within 50 yards** of an owner-occupied residence or a business open to the public.
- The feed **may not** be located within 100 yards of a roadway with a posted speed limit of 45 mph or more.
- It is **illegal** to use a feeder that replenishes or distributes food automatically, mechanically, or by means of gravity (i.e. automated feeders).
- It is illegal to place feed at a deer feeding site that the person knows is being used by bear or elk. If the owner of the residence or business is notified by the Department or otherwise becomes aware that bear or elk have been using a deer feeding site, then the owner must discontinue feeding for a period of not less than 30 consecutive days.

*Owner-occupied residence* means a dwelling devoted to human occupancy that is used as a residence by the owner, members of the owner's immediate family, or as a residence by individuals as a rental property. When a residence is not being used as a residence it is not legal to feed deer there.

*Business open to the public* means a business building that allows the general public to enter and access the building.

### Baiting and Feeding Frequently Asked Questions

#### What exactly is considered bait?

Bait is any material that is placed or used to attract wild animals, including scent materials, salt, minerals, grains, etc. Water is not considered bait.

#### What is considered a scent material?

Scent is any material, except animal parts or by-products, used to attract wild animals

solely by its odor.

**Are there any restrictions on scent material?**

The following rules apply statewide:

- Up to 2 ounces of scent (liquid or solid) may be placed or used in any manner (on the ground, scrapes, branches, etc.)
- Any scent material over 2 ounces must not be accessible to deer and must be removed daily at the end of hunting hours for deer.
- Honey and solid animal parts or animal by-products may not be used as scent. For more information on recommended uses of scents as they pertain to CWD, please visit our CWD webpages at [dnr.wi.gov](http://dnr.wi.gov) and search for 'CWD'.

**In areas where deer baiting is not allowed, what can I use to attract deer closer to my stand if I can't use bait?**

Use of the following is legal statewide:

- Decoys
- Scents
- Naturally-occurring material (such as acorns), deposited by natural vegetation, that is not collected and/or relocated in any manner.
- Crops planted and left standing as wildlife food plots.
- Material deposited solely as a result of normal agricultural or gardening practices that is not collected and/or relocated for hunting or other purposes.

**Can I still place out salt or mineral blocks or similar material?**

In counties where baiting and feeding of deer is prohibited, no. These materials are considered bait and are not legal. In the remainder of the state, you may only place these materials during the open seasons for deer hunting, and they may not exceed the 2-gallon limit per hunter per 40 acres.

**Can I use an automatic, mechanical, or gravity feeder to bait or feed deer?**

No. It is not legal to use these types of feeders for baiting deer for hunting or for feeding wild deer for viewing purposes.

**Does the 2 gallons per 40 acres also apply to public land?**

Yes. If a hunter wants to place more than 2 gallons of bait, or more than one bait site on any public hunting land, then the hunter will need to make sure that each bait site does not exceed 2 gallons. The hunter must also be sure not to place more than 2 gallons for each 40 acres of public land that is contiguous, and that each site is more than 100 yards from any other bait site placed by them or another hunter.

**What if my neighbor has a bait site on his property that is less than 100 yards from my stand where I want to place a bait site?**

The 100 yard rule does not apply to bait sites that are located on an adjacent property which has a different owner. Where you place your bait site on your land is not affected or restricted by where a neighbor places their bait site on their land.

**If there are 4 members in my hunting party, can we each place 2 gallons of bait?**

Yes, but each bait site must be at least 100 yards apart and the hunters may not hunt within 100 yards of more than one site (or 2 gallons of bait) at a time. So, if more than one hunter will be placing a bait site on the same property, the hunters may not hunt from any location that allows them to use more than 2 gallons or be within 100 yards of more than one bait site. Hunting halfway between 2 bait sites located less than 200 yards apart is not legal. Keeping all bait sites at least 200 yards apart will eliminate the risk of violating the bait site distance restrictions.

**I have more than one stand on my 40 acres. Can I maintain a bait site at each location for myself, or for other hunters?**

Provided all of the bait sites combined do not contain more than 2 gallons total, yes; however, no one, including family members, may place out another hunter's bait and their own if the total they place out is more than 2 gallons.

**Can I hunt over someone else's bait site? Can someone else hunt over my bait site?**

Yes. If it is a legally placed bait site, there is no restriction on how many hunters can use that one bait site. This applies to both public and private lands. Placing a bait site out on public lands does not reserve that area for the exclusive use of the hunter who places the bait.

**If I own or hunt on a 50-acre or larger parcel, how many bait sites can I have?**

Only 2 gallons may be placed by each hunter on any property less than 80 acres in size. Each hunter may place up to 2 gallons of bait for each property under the same ownership regardless of the size of the property. If the property is larger than 80 acres, then each hunter may place an additional 2 gallons of bait for each additional full 40 acres of contiguous land under the same ownership if the bait sites are at least 100 yards away from any other bait site.

**Note:**

1. Hunters that only plan to place one bait site for hunting purposes do not need to worry about how many acres they own or have permission to hunt on.
2. Hunters that plan to place more than one bait site for hunting purposes will need to be familiar with the location and boundaries of the property they will be hunting and baiting.

**If I only hunt deer during the firearm season and do not bow hunt, when can I start baiting for deer?**

Placement of bait for deer hunting can be done during any open season for deer hunting as well as the day before the first season opens. So, the day before the archery deer season opens is the first day you may begin to place out bait for deer, and all baiting for deer must stop when all the deer seasons have closed for that area.

**Can I place out more than 2 gallons of bait or place bait in an automatic feeder if I hunt more than 100 yards from the bait site?**

No, it is not only illegal to place out more than 2 gallons of bait or feed for deer, or to place feed or bait in an automatic feeder, but it is also illegal to use more than 2 gallons of bait, even if you stay over 100 yards from the illegal bait.

**What is the penalty for illegal placement or use of bait material?**

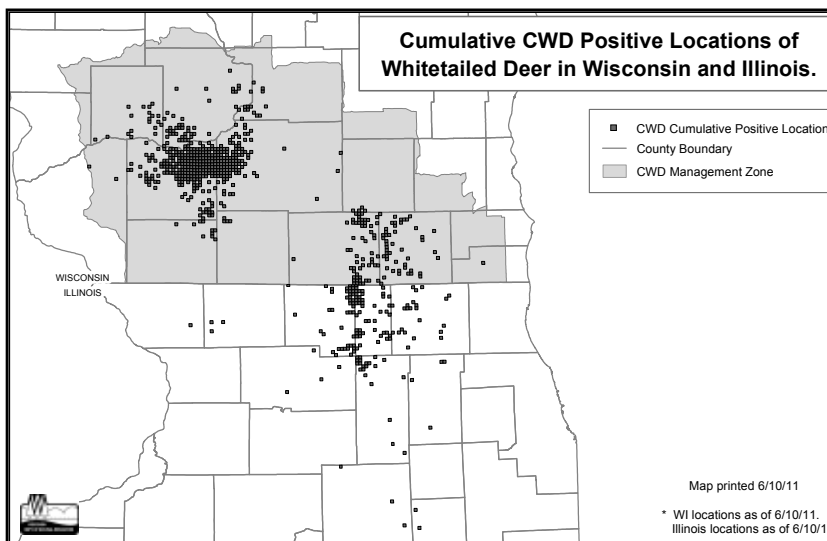
A bond amount for a citation issued for illegal bait or baiting is currently set at \$343-\$745, depending on the amount of bait. The maximum penalty which can be imposed by the court is \$2,152 and loss of all hunting, trapping and fishing privileges for up to 3 years. The penalty for the illegal feeding of wildlife is \$343.

**For more information, including graphics of legal baiting and feeding activities, go to [dnr.wi.gov](http://dnr.wi.gov) and search for 'deer baiting'.**



# Chronic Wasting Disease Update

Wisconsin has intensively monitored chronic wasting disease (CWD) for nine years. Between 2002 and March 2011, we tested over 166,000 free-ranging deer, of which 1,570 have tested positive for CWD. All of the positive cases have been found within the current CWD Management Zone (CWD-MZ). Wisconsin has two separate cores of disease infection, one in the southwest part of the state, one in the southeast. The southeast CWD outbreak is contiguous with a CWD area in northern Illinois where 326 CWD positive deer have been found since 2002 (see map below).



## CWD Prevalence in Wisconsin

Since 2002, CWD prevalence within our western monitoring area has shown an overall increasing trend in all sex and age classes. During the past nine years, the trend in prevalence in adult males has risen from about 8 percent to over 16 percent and in adult females from about 3 percent to approximately 7 percent. During that same time, the prevalence trend in yearling males has increased from about 2 percent to about 6 percent and in yearling females from less than 2 percent to about 4 percent. We continue to see similar trends in the eastern monitoring area as well, albeit at lower prevalence levels. We continue to find that disease prevalence is higher in males than in females and higher in adults than in yearlings. It is important to keep in mind that annual prevalence estimates are subject to sampling variation and that trends over time give us better information. These annual monitoring data are important for Wisconsin's understanding of CWD distribution and prevalence.

## 2011 CWD Sampling in Wisconsin

We will continue to sample deer within the CWD-MZ, including both the southwestern and southeastern core infection areas, to track changes in both CWD prevalence and distribution. The exact locations of sampling within the CWD-MZ, as well as any possible locations outside of the CWD-MZ will be available at registration and sampling stations, and on our website, prior to the opening of the 2011 archery season.

## CWD in North America

As of 2011, 15 states and provinces have identified CWD within their free-ranging cervid (deer, elk, moose) herds. In some of those 15, CWD has been detected in only a handful of deer, while in others, vast geographic areas and large numbers of animals are affected.

In Colorado and Wyoming, states where CWD has infected wild deer for several decades, recent studies have documented high prevalence rates (20-40%) and lower survival of CWD-infected deer when compared to uninfected deer. In Wyoming, high prevalence rates (~35%) have been identified across extensive geographic areas (>4,000 square miles). Researchers suggest that CWD may be limiting deer numbers in these populations. Examining CWD in other states helps us anticipate the future impacts of CWD in Wisconsin. This knowledge will assist us in making the best management choices for our state.

Successfully managing CWD in Wisconsin will require a sustained effort over many years, necessitating cooperation and communication among the DNR, hunters, agricultural agencies, landowners, farmed-cervid producers, and the many citizens of the state who benefit from a healthy deer herd. Although successful CWD management is very challenging for everyone involved, the alternative of letting the disease spread uncontrolled is much worse. Without a joint effort, I believe the long-term future of deer hunting in Wisconsin could be in jeopardy. As we learn more about CWD, we will strive to make the best decisions for the current and future benefit of both Wisconsin's deer and the people who value them. For information on our current plan for CWD in Wisconsin, please see our recently adopted Response Plan at [dnr.wi.gov](http://dnr.wi.gov); search for 'CWD plan'.

Thank you for your role in helping to manage CWD over the past nine years. Wisconsin is very fortunate to have citizens with such a great conservation ethic and appreciation for the natural world. Hunters are the cornerstone of conservation and wildlife management and your help and assistance is greatly appreciated.

Davin Lopez  
CWD Coordinator

### Check your deer's CWD test results

Check the CWD result of your deer by searching for 'CWD results' on the DNR's website, [dnr.wi.gov](http://dnr.wi.gov)

## Why should people care about CWD?

---

*CWD is an issue for the entire state, not just southern Wisconsin.*

- Without appropriate management, CWD will spread across the state.
- Based on current knowledge, including information on disease progression from western states where CWD has been present for a longer time, CWD poses a significant threat to the long-term welfare of Wisconsin's deer herd.
- A healthy deer herd is critical for the preservation of hunting traditions. Wisconsin has nearly 700,000 deer hunters who have harvested an average of 440,000 deer annually during the past decade.
- Deer hunting contributes more than 7 million days of recreation every year.
- Deer hunting annually generates more than \$500 million dollars in retail sales and over \$1 billion in total impact to the state's economy.
- For a summary of CWD information including common misconceptions please visit our website at [dnr.wi.gov](http://dnr.wi.gov) and search for 'CWD misconceptions'.

## Venison and CWD What Hunters Should Know

### Information from the Wisconsin Division of Public Health

Chronic Wasting Disease is a fatal disease that affects the nervous system of deer, elk, and moose. The disease is caused by an abnormal protein called a prion, which can survive cooking temperatures. Prions concentrate in certain tissues, such as the brain, spinal cord, lymph nodes, and spleen, and are present in lower concentrations in other tissues, such as muscle. The U.S. Centers for Disease Control state that there is currently no scientific evidence proving that CWD can cause disease in humans. However, in the interest of safety, this organization advises that people not consume meat from deer, elk, or moose which test positive for CWD.

**In keeping with this recommendation, the Wisconsin Division of Public Health recommends that venison from deer harvested inside the CWD Management Zone not be consumed or distributed to others until CWD test results on the source deer are known to be negative.**

Venison from multiple deer should be kept separate and labeled before freezing. For more information, call the WI Department of Health Services at (608) 267-9003 or see <http://www.dhs.wisconsin.gov/communicable/CWD/index.htm>.

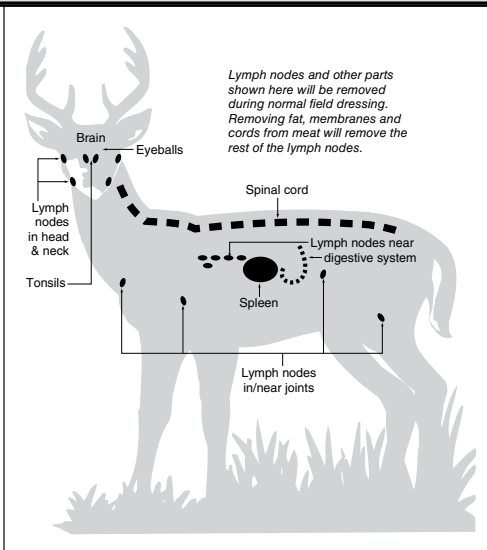
## Safe Handling of Deer

### General Precautions

- Do not eat the eyes, brain, spinal cord, spleen, tonsils, or lymph nodes of any deer.
- Do not eat any part of a deer that appears abnormal.
- If your deer is sampled for CWD testing, wait for test results before eating the meat.

### Hunters

- **Wear rubber or latex gloves** when field dressing carcasses.
- **Bone out** the meat from your animal.
- **Remove** all internal organs.
- **Minimize the handling** of the brain, spinal cord, spleen, and lymph nodes.
- **Do not use** household knives or utensils.
- **Use equipment** dedicated to field dressing only.
- **Thoroughly clean knives and equipment.** Use a 50/50 solution of chlorine bleach and water to soak all butchering tools for one hour and to wipe down all countertops and work areas.
- **Request** that your animal be processed individually and not combined with meat from other animals.
- **Avoid use of saws.** Do not cut through the spine or skull except to remove the head. Use a knife designated only for this purpose.



## State-Owned and Managed Lands

---

This section refers to rules for all lands and property owned by or under control of the DNR. This includes lands under easement to or leased by the DNR, but **does not** include lands enrolled in Managed Forest Law or Forest Crop Law programs. See the section on page 39 for rules regarding these properties.

### *It is illegal to:*

- hike or snowshoe on designated cross-country ski trails when the trails are snow covered.
- hunt or possess a firearm or bow in a wildlife refuge or possess a firearm, air gun, slingshot, or bow in a state park, state fish hatchery, or within 100 yards of a state campground, picnic area, or within the exterior boundaries of a state recreational trail (except as posted open to hunting) unless it is unloaded and enclosed within a carrying case. A bow or crossbow may be unstrung or enclosed within a carrying case.
- pursue, drive, or chase animals on lands that are closed to hunting.
- use a ground blind during any open deer season or special deer hunt with firearms unless a **minimum of 144 square inches** of solid blaze orange or florescent blaze orange material is **visible from all directions**.\*

**Note:** Blinds used for waterfowl hunting are exempt from this rule.

- build or use a ground blind or any elevated device unless it does not damage the tree and is completely removed from the property each day at the close of hunting hours.\*

**Note:** Blinds used for waterfowl hunting do not need to be removed daily. See waterfowl regulations for details.

- leave a tree stand or ground blind unoccupied during legal hunting hours unless the owner's customer ID number or name and address have been attached in a manner that is visible and legible to a person on the ground or near entrance of ground blind.\*

\* **Except:** Ground blinds constructed entirely of dead vegetation found on the property do not need to be removed at the end of each day, do not need to display blaze orange, and do not need to have name and address displayed.

- damage trees. Cutting shooting lanes and use of screw-in tree-stands or steps are considered damaging and are illegal.
- possess any loaded or uncased firearm or air gun while within the exterior boundary of state-owned lands posted with Department signs in Dane, Dodge, Fond du Lac, Jefferson, Juneau, Kenosha, La Crosse, Milwaukee, Outagamie, Ozaukee, Racine, Sauk, Sheboygan, Walworth, Washington, Waukesha, and Winnebago Counties or on state forest lands in the Kettle Moraine or Point Beach State Forests, or State Recreation Areas, except as follows:
  1. while engaged in hunting in accordance with the open seasons listed on pages 6-9.
  2. while shooting at an established target range (this is the only target shooting permitted on these state lands).
  3. while training or trialing dogs under department license within designated areas.
- camp on any state lands except in designated campgrounds unless a special camp registration permit is obtained from the DNR prior to setting up camp.
- allow dogs to run on DNR lands from April 15 through July 31 unless the dog is on a leash no longer than 8 feet. This rule does not apply to Class 1 field trial grounds, DNR lands open to dog training, or training dogs to track bear after June 30. Also, there are exceptions for the training and trialing of dogs on raccoon and rabbits with a training license. See the *Wisconsin Dog Training and Trialing Regulations* (PUB-WM-444)

for more information, license requirements, and restrictions.

- operate any vehicle, including but not limited to snowmobiles, bicycles, trail bikes, and all-terrain vehicles except where their use is authorized by posted notice or permit. This prohibition does not apply to public roadways and trails held open to the public for the type of vehicle being operated. *Bicycles are permitted in all areas of the northern state forests and the Turtle-Flambeau and Willow Flowage Scenic Water Areas, except where posted against such use.*
- operate motor vehicles, including ATVs and snowmobiles, except in areas posted open to such use.

## Finding Public Land Open to Hunting

The DNR website provides detailed information about public and public-access lands in your area. Go to [dnr.wi.gov](http://dnr.wi.gov) and click on the hunting link. Look for the 'Where to Hunt' link under the "Plan Your Hunt" subheading.

## Federal Lands

### Chequamegon-Nicolet National Forest information:

Headquarters Offices—Park Falls: 715-762-2461, TTY 715-762-5701 and Rhinelander: 715-362-1300, TTY 715-362-1383.

Additional information and regulations may be found on the web at [www.fs.fed.us/r9/cnnf/](http://www.fs.fed.us/r9/cnnf/).

**Notice:** Contact the above offices for details about motorized access to these forest lands.

### National Wildlife Refuge and Waterfowl Production Area Regulations

Portions of National Wildlife Refuges (NWR) and Waterfowl Production Areas (WPA) are open to hunting and trapping in accordance with state and federal regulations. Federal regulations will vary. **In order to avoid violating federal regulations**, contact the office of the NWR or WPA you will be hunting to get regulations **specific to that property**. **Additional information can be found at [midwest.fws.gov](http://midwest.fws.gov).**

**Whittlesey Creek NWR is open for archery hunting.** For more information on rules and season dates, please contact Whittlesey Creek at 715-685-2678 or by email: [whittleseycreek@fws.gov](mailto:whittleseycreek@fws.gov).

The following is a *partial* list of general NWR and WPA regulations. Blaze orange on ground blinds is currently not required, but it is recommended on these lands during gun deer seasons.

#### ***It is illegal to:***

- Possess any firearm, bow, or other weapons unless engaged in legal hunting.
- Possess lead shot. **Note:** only non-toxic shot may be possessed for hunting game birds and animals, including wild turkey, on WPAs, Horicon NWR, Necedah NWR, and Upper Mississippi River National Wildlife and Fish Refuges (UMRNWFR). This rule does not apply to hunting small game mammals or deer with rifles and shotguns with a single projectile (slug).
- Leave spent shells on the ground. Spent shells are considered litter and must be removed. The federal citation for littering is \$125.00.
- Build or use a ground blind or any elevated device, unless it does not damage the tree (i.e., no use of screws, nails, etc.) **and** it is completely removed from the property each day at the close of hunting hours.
- Construct permanent blinds out of man-made materials. **Note:** portable blinds constructed of man-made materials are allowed, but must be removed from the

- property each day at the close of hunting hours.
- Possess alcoholic beverages while hunting.
- Camp or use overnight, horseback ride, or build campfires on WPAs.
- Shine wild animals at any time.
- Baiting of any sort on Fish & Wildlife Service managed lands is not allowed.

**Horicon NWR**—Mayville; WI 920-387-2658

**Fox River NWR**—(Marquette County) contact the Horicon office at 920-387-2658

**Necedah NWR**—Necedah; WI 608-565-2551

**Trempealeau NWR**—Trempealeau, WI; 608-539-2311

**Whittlesey Creek NWR**—Ashland, WI; 715-685-2678

**Upper Mississippi River National Wildlife and Fish Refuge (UMRNWFR)**

Winona; MN 507-452-4232

**Leopold Wetland Management District (WMD)**—Portage, WI; 608-742-7100.

Contact this office for information regarding WPAs in the southeast.

**St. Croix WMD**—New Richmond, WI; 715-246-7784.

Contact this office for information regarding WPAs in the northwest.

## **Tribal Lands**

---

Special rules apply on tribal lands in portions or all of Ashland, Bayfield, Forest, Iron, Menominee, Oneida, Sawyer, and Vilas Counties. For more information, contact the tribal chairpersons.

## **Private Lands and Landowner Information**

---

**License Requirements:** A landowner is required to have a license to hunt deer.

**Liability:** Under sec. 895.52 of the Wisconsin Statutes, landowners are generally immune from liability for injuries received by individuals recreating on their lands. This law provides liability protection to landowners for injury or death of individuals participating in outdoor recreation such as fishing, hunting, trapping, hiking, camping, boating, and berry picking activities on their land. This immunity does not apply when the landowner receives more than \$2,000 a year in income from the recreation activity or when the landowner acted maliciously with an intent to harm the recreator. There is also an exception for social guests invited specifically for an occasion on residential or platted property or property within 300 feet of a commercial building or structure. Courts have consistently interpreted this statute to protect landowners in furtherance of its purpose, which is to encourage landowners to allow others to recreate on their lands.

**Trespassing:** Landowners suspecting that individuals are trespassing on their property should **contact their local Sheriff's Department or other local law enforcement agency**. Conservation Wardens do not have the authority to investigate trespassing complaints. Any person convicted of trespassing is subject to a penalty of up to \$1,397.50. According to s. 943.13, of the Wisconsin Statutes, **it is illegal to:**

- enter land of another without the express or implied consent of the owner or occupant of the land. This includes railroad tracks and their adjacent property.
- enter or remain on land after having been notified by the owner or occupant not to enter or remain. A person has received notice from the owner or occupant if he or she has been notified personally, either orally or in writing, or if the land is posted.

**Remember:** although hunters are required to make a reasonable effort to retrieve game they have killed or injured, hunters may not trespass to retrieve such game, even if the game was shot from outside the posted area. *Ask first for permission.*

**Farmer Antlerless Deer Carcass Tags:** Eligible resident farm owners can receive one free Antlerless Deer Carcass Tag for each bonus Antlerless Deer Carcass Tag they purchase beginning at noon on August 20 for units that have carcass tags available. To qualify, a majority of the land on the farm must be used on a commercial basis and for an agricultural purpose to provide income during the year that the permit is valid. In addition, the farm must be located wholly or partially in the DMU for which the landowner is requesting the free tag. If there are joint owners or vendee names under a land contract, only one of the owners is eligible for the free Antlerless Deer Carcass Tag.

### **CWD Landowner Permits**

For information about the CWD Landowner Permit Season, please see page 40.

### **Managed Forest Law and Forest Crop Law**

This section refers to rules on private forest lands enrolled in either the Managed Forest Law or Forest Crop Law programs.

#### ***It is illegal to:***

- build or use a ground blind or any elevated device unless it does not damage the tree and is completely removed from the property each day at the close of hunting hours.\*
- damage trees. **Note:** Cutting shooting lanes and use of screw-in tree-stands or steps are considered damaging and are illegal.\*
- operate any vehicle, including but not limited to snowmobiles, bicycles, trail bikes, and all-terrain vehicles except where their use is authorized by posted notice or permit.\*

\* This does not apply to the owners of lands enrolled in the program or those who have the landowner's authorization. Doing so without authorization would be considered a trespassing violation.

## **Special Hunts**

---

Many of the deadlines for special hunts occur prior to the publication of this pamphlet. If you are interested in these hunts, please note the deadlines for 2012.

### **Two-day Youth Gun Deer Hunt – October 8 and 9**

- Open only to persons 10–15 years of age (resident or non-resident) who possess a gun deer license.
- Earn-A-Buck (EAB) restrictions do not apply statewide during the October 8-9 Youth Gun Deer Hunt, but youths may earn an EAB sticker for shooting an antlerless deer during the two-day Youth Gun Deer Hunt in CWD EAB units.
- The bag limit is **one** buck with a Gun Buck Deer Carcass Tag plus one additional antlerless deer per Antlerless Deer Carcass Tag valid for the Deer Management Unit the youth is hunting.
- In CWD units, a youth may use the free CWD Deer Carcass Tag to harvest and tag bucks or antlerless deer, but must follow EAB rules to use these tags to tag a buck.
- The youth may harvest a deer in any DMU statewide (including those portions west of the Burlington Northern Santa Fe Railroad that are not posted closed to hunting) except in state park and non-quota units.
- Allowable types of firearms are those authorized for the November gun deer season.
- Adults may not gun deer hunt during the two-day Youth Gun Deer Hunt, **except for adults who possess a valid disabled hunting permit and are hunting on a property sponsored for a disabled deer hunt and hunters hunting on an agricultural shooting permit.**

- Youth hunters must be accompanied\* by a parent or guardian (at least 18 years of age) even if the youth is 14 or 15 and holds a Hunter Education Certificate. \* Accompanied means within visual **and** voice contact without the aid of any mechanical or electronic amplifying device other than a hearing aid.
- One adult may not accompany more than two youth hunters and all other hunting regulations apply **including blaze orange clothing requirements for all hunters, except waterfowl hunters.**
- Hunting mentorship rules apply to all youth ages 10-11, and to 12-15 year olds who have not completed hunter education. See page 12 for more information on the Hunting Mentorship Program.

### **CWD Management Zone Landowner Permit**

- Landowners owning 5 or more contiguous acres in the CWD-MZ may hunt with a landowner permit during the landowner season on their property.
- Hunters may hunt on these properties with the purchase of the Chronic Wasting Disease (CWD) hunter permit and written authorization from the landowner.
- Both landowner and hunter permits can be purchased for \$2 at any license sales location beginning December 1, 2011.
- Owners of multiple separate parcels will only receive one permit per DNR Customer Identification Number, and the permit will be valid on all of the parcels they own within the CWD-MZ.
- Permits are valid beginning January 9, 2012 and will expire on March 31, 2012.

### **Educational Hunts:**

- **Buckhorn State Park and Wildlife Area:** Deer hunting is offered to novice hunters who complete a “Learn to Deer Hunt Workshop.” For applications and information regarding dates and fees, write or call Buckhorn State Park at W8450 Buckhorn Park Avenue, Necedah, WI 54646-7338; phone 608-565-2789. ***Applications for 2012 are due July 15, 2012.***
- **Sandhill Outdoor Skills Center:** Deer hunting is offered to youth and beginner adults who complete a “Learn to Deer Hunt Workshop.” For dates and fees, write or call the Center at Box 156, Babcock, WI 54413; phone 715-884-2437. ***Applications for 2012 are due May 31, 2012.***

**Hunting on School Forest Land:** A school board may decide to allow hunting for game in its school forest consistent with the open and closed seasons for game on adjacent land.

**Gun Deer Hunt for Hunters with Disabilities:** Oct. 1–Oct. 9, 2011. Interested disabled hunters who wish to participate in 2011 should contact the nearest DNR Service Center or disabled deer hunt sponsor before ***September 1st***. The disabled deer hunt is available to disabled hunters who hold a Class A or C disabled permit, or to holders of a Class B permit that is issued for longer than one year and which authorizes hunting or shooting from a stationary vehicle. People who wish to sponsor a deer hunt ***in 2012*** must submit an application to their local wildlife manager by ***June 1, 2012***. A list of sponsors for the 2011 gun deer hunt for hunters with disabilities can be found at [dnr.wi.gov](http://dnr.wi.gov).

**Badger Army Ammunition Plant:** For hunting information send a self-addressed, stamped envelope to: Hunting Program, Badger Army Ammunition Plant, 2 Badger Road, Baraboo, WI 53910-5000.

**Volk Field and Hardwood Range:** For hunting information send a self-addressed, stamped business envelope to: Attn: Natural Resources Management, Volk Field ANGB, 100 Independence Drive, Camp Douglas, WI 546218-5001. Hunting regulations are revised annually.



**Fort McCoy Military Reservation:** Hunting information can be found under Recreation Opportunities at [www.mccoy.army.mil](http://www.mccoy.army.mil) or by calling the Permit Sales Office at 608-388-3337.

**Apostle Islands (Deer Management Unit 79):** Permits are required to participate in the Oct. 1-31 muzzleloader season and the Sept. 17-30 and Nov. 1-Jan. 8, 2012 archery season. Contact the Apostle Islands National Lakeshore for information on specific island openings and closings, accessibility, and required permits and tagging options. Madeline and Long Islands are open to regular statewide seasons.

**Contact information:**

Email: [APIS\\_resource\\_issues@nps.gov](mailto:APIS_resource_issues@nps.gov)

Mail: Superintendent, Apostle Islands National Lakeshore,

415 Washington Avenue, Bayfield, WI 54814

Phone: 715-779-3397

## **Wisconsin Deer Donation 2011**

---

Since the deer donation program began in 2000, hunters have donated nearly 77,000 deer which were processed into over 3.4 million pounds of ground venison. Hunters, you can continue to help feed needy people throughout Wisconsin this fall by taking four simple steps:

1. Field dress the deer and register it at a Wisconsin DNR registration station prior to donating the deer.
2. Call first! Contact one of the participating processors before dropping the deer off to verify the processor has space to accept your deer.
3. Drop deer off at a participating processor by February 1, 2012. Donate the entire deer to receive the processing for free (head and or/antlers may be removed for mounting).
4. When dropping your deer off at a processor, please sign the simple log sheet indicating your desire to donate the deer.

The 2011 deer donation program will begin accepting deer after August 1. **Hunters may make voluntary donations to help pay for the costs of deer processing when they buy their hunting license.** Since 2002, over 46,000 hunters have donated over \$147,000 to help pay for venison processing for food pantries. Last year hunters donated 3,606 deer. Please visit our website at [dnr.wi.gov](http://dnr.wi.gov) and search for 'deer donation' for updates on participating processors.

Thank you for your interest and good luck hunting!

### **Ask First and Say Thanks!**

Wisconsin landowners appreciate those people who ask permission to hunt and say thanks afterward. This builds important landowner-hunter trust. Remember, entering private lands without permission is illegal and creates a negative image for all hunters.

### State Park Deer Hunting Seasons and Harvest Limits

**Limited Access:** The following State Parks require that each hunter first obtain a \$3 Park Access Permit prior to hunting during the following seasons. Park Access Permits are available on a first come, first served basis starting on Saturday, August 20 at noon. Any remaining permits will be sold beginning on August 22. Permits can be purchased at any license vendor, online at *dnr.wi.gov*, or by phone at 1-877-WI-LICENSE (1-877-945-4236). A State Park sticker or pass is required for all vehicles in a state park.

State Park	Unit	Season Structure	ARCHERY		GUN		MUZZLELOADER	
			Dates	Harvest Limit	Dates	Harvest Limit	Dates	Harvest Limit
Brunet Island State Park	23A	Herd Control	Nov. 19–Jan. 8	One antlerless deer per valid, unused Antlerless Deer Carcass Tag with park access permit.	Nov. 19–Nov. 27 (Shotgun season)	One antlerless deer per valid, unused Antlerless Deer Carcass Tag with park access permit.	N/A	N/A
Council Grounds State Park	52A	Regular	Nov. 19–Jan. 8	One deer per valid, unused carcass tag with park access permit.	Nov. 19–Nov. 27 (Shotgun season)	One deer per valid, unused carcass tag with park access permit.	Nov. 28–Dec. 7	One deer per valid, unused carcass tag with park access permit.
Harrington Beach State Park	69C	Herd Control	Nov. 19–Jan. 8	One deer per valid, unused carcass tag with park access permit.	N/A	N/A	Nov. 19–Dec. 7	One deer per valid, unused carcass tag with park access permit.
High Cliff State Park	64A	Herd Control	N/A	N/A	N/A	N/A	Nov. 19–Nov. 27	One deer per valid, unused carcass tag with park access permit.
Kohler-Andrae State Park	77E	Herd Control	Nov. 19–Jan. 8	One deer per valid, unused carcass tag with park access permit.	N/A	N/A	Nov. 19–Dec. 7	One deer per valid, unused carcass tag with park access permit.

		ARCHERY			GUN		MUZZLELOADER	
State Park	Unit	Season Structure	Dates	Harvest Limit	Dates	Harvest Limit	Dates	Harvest Limit
Lake Wissota State Park	59E	Regular	N/A	N/A	Nov. 19–Nov. 27 (Shotgun season)	One antlerless deer per valid, unused Antlerless Deer Carcass Tag with park access permit.	N/A	N/A
Loew Lake Unit of Kettle Moraine State Forest	77D	Herd Control	See page 45	See page 45	N/A	N/A	Nov. 19–Dec. 7	One deer per valid, unused carcass tag with park access permit.
Peninsula State Park	80C	Herd Control	N/A	N/A	N/A	N/A	Nov. 19–Nov. 27	One deer per valid, unused carcass tag with park access permit.
Perrot State Park	61A	Herd Control	N/A	N/A	N/A	N/A	Nov. 19–Nov. 27	One deer per valid, unused carcass tag with park access permit.
Rib Mountain State Park	57D	Herd Control	Nov. 19–Jan. 8	One deer per valid, unused carcass tag with park access permit.	N/A	N/A	Nov. 19–Dec. 7	One deer per valid, unused carcass tag with park access permit.
Wildcat Mountain State Park	72A	Herd Control	Nov. 19–Jan. 8	One antlerless deer per valid, unused antlerless deer carcass tag with park access permit.	N/A	N/A	Nov. 19–Dec. 7	One antlerless deer per valid, unused antlerless deer carcass tag with park access permit.
Wyalusing State Park	73A	Herd Control	N/A	N/A	Nov. 19–Nov. 27	One deer per valid, unused carcass tag with park access permit.	N/A	N/A

**Unrestricted Access:** A Park Access Permit is **NOT** required to hunt during the following seasons in the following state parks, trails, and forests. A State Park sticker or pass is required for all vehicles in a state park.

State Park	Unit	Season Structure	ARCHERY			GUN			MUZZLELOADER	
			Dates	Harvest Limit	Dates	Harvest Limit	Dates	Harvest Limit	Dates	Harvest Limit
Big Bay State Park		Regular	Oct. 15– Nov. 17 & Nov. 19– Jan. 8	One deer per valid, unused carcass tag.	Nov. 19– Nov. 27	One deer per valid, unused carcass tag.	Nov. 28– Dec. 7	One deer per valid, unused carcass tag		
Buckhorn State Park		Herd Control	Sept. 17–Nov. 17 & Nov. 19–Jan. 8	One deer per valid, unused carcass tag.	N/A	N/A	N/A	N/A		
Portion of Buckhorn State Park east of 19 <sup>th</sup> Ave, north of Hwy G, and north of 3 <sup>rd</sup> St		Herd Control	Sept. 17– Nov. 17 & Nov. 19– Jan. 8	One deer per valid, unused carcass tag.	Nov. 19– Nov. 27 see * below for additional dates	One deer per valid, unused carcass tag.	Nov. 28– Dec. 7	One deer per valid, unused carcass tag.		
Portion of the Elroy–Sparta State Trail located within DMU 54B		Herd Control	Nov. 19– Jan. 8	One deer per valid, unused carcass tag.	Nov. 19– Nov. 27	One deer per valid, unused carcass tag.	N/A	N/A		
Remainder of the Elroy–Sparta State Trail		Herd Control	Nov. 19– Jan. 8	One deer per valid, unused carcass tag.	Nov. 19– Nov. 27	One deer per valid, unused carcass tag.	N/A	N/A		
Governor Thompson State Park		Regular	N/A	N/A	Nov. 19– Nov. 27	One deer per valid, unused carcass tag.	N/A	N/A		
Hartman Creek State Park		Herd Control	Nov. 19– Jan. 8	One deer per valid, unused carcass tag.	Nov. 19– Nov. 27	One deer per valid, unused carcass tag.	N/A	N/A		
Interstate State Park		Herd Control	Nov. 19– Jan. 8	One deer per valid, unused carcass tag.	Nov. 19– Nov. 27	One deer per valid, unused carcass tag.	N/A	N/A		
Kinnickinnic State Parks		Herd Control	Nov. 19– Jan. 8	One deer per valid, unused carcass tag.	Nov. 19– Nov. 27 (Shotgun Season)	One deer per valid, unused carcass tag.	N/A	N/A		

\* This area will be open during the statewide youth deer hunt weekend (October 8-9) and the December antlerless-only hunt (December 8-11)

State Park		Unit	Season Structure	ARCHERY			GUN			MUZZLELOADER	
				Dates	Harvest Limit	Dates	Harvest Limit	Dates	Harvest Limit	Dates	Harvest Limit
Loew Lake Unit of Kettle Moraine State Forest	77D	Herd Control	Sept.17–Nov. 17 & Nov. 19–Jan. 8	One deer per valid, unused carcass tag.	N/A	See page 43. Park Access Permit is required for this season.	N/A	See page 43. Park Access Permit is required for this season.			
Mill Bluff State Park		Herd Control	Oct. 15–Nov. 17 & Nov. 19–Jan. 8	One deer per valid, unused carcass tag.	Nov. 19–Nov. 27	One deer per valid, unused carcass tag.	Nov. 28– Dec. 7	One deer per valid, unused carcass tag.			
Nelson Dewey State Park		Herd Control	N/A	N/A	Nov. 19–Nov. 27	One deer per valid, unused carcass tag.	N/A	N/A			
Newport State Park		Herd Control	Nov. 19–Jan. 8	One deer per valid, unused carcass tag.	Nov. 19–Nov. 27	One deer per valid, unused carcass tag.	Nov. 28– Dec. 7	One deer per valid, unused carcass tag.			
Potawatomi State Park		Herd Control	N/A	N/A	Nov. 19–Nov. 27	One deer per valid, unused carcass tag.	N/A	N/A			
Rock Island State Park		Herd Control	Oct. 15–Nov. 17 & Nov. 19–Jan. 8	One deer per valid, unused carcass tag.	Nov. 19–Nov. 27	One deer per valid, unused carcass tag.	Nov. 28– Dec. 7	One deer per valid, unused carcass tag.			
Straight Lake State Park		Herd Control	N/A	N/A	Nov. 19–Nov. 27	One deer per valid, unused carcass tag.	Nov. 28– Dec. 7	One deer per valid, unused carcass tag.			
Tusculobia State Trail		Regular	Nov. 19–Jan. 8	One deer per valid, unused carcass tag.	Nov. 19–Nov. 27	One deer per valid, unused carcass tag.	N/A	N/A			
Whitefish Dunes State Park		Herd Control	N/A	N/A	Nov. 19–Nov. 27	One deer per valid, unused carcass tag.	N/A	N/A			
Willow River State Park		Herd Control	Nov. 19–Jan. 8	One deer per valid, unused carcass tag.	Nov. 19–Nov. 27 (Shotgun Season)	One deer per valid, unused carcass tag.	N/A	N/A			

### CWD Zone State Park Deer Hunting

No person may hunt deer in the State Parks listed below during the open deer hunting season in that park without first obtaining a State Park Deer Hunting Permit. **Note:** permits and maps are available at the State Park office and all DNR offices that offer counter service within the CWD Zone. **Vehicle admission stickers are still required.**

STATE PARKS WITHIN THE CWD MANAGEMENT ZONE						
Park	ARCHERY		GUN		MUZZLELOADER	
	Dates	Harvest Limit	Dates	Harvest Limit	Dates	Harvest Limit
Belmont Mound, Mirror Lake, Natural Bridge (70F), Rocky Arbor, New Glarus Woods, Yellowstone Lake (75B), and Devil's Lake State Parks.	Nov. 19–Dec. 7	Unlimited EAB regulations apply*	Oct. 13–16 (hunting hours end at 12 noon)	Antlerless Only	Nov. 28–Dec. 7	Unlimited EAB regulations apply**
	Dec. 8–11	Antlerless Only	Nov. 19–27	Unlimited EAB regulations apply**		
	Dec. 12–Jan. 8	Unlimited EAB regulations apply*	Dec. 8–11	Antlerless Only		
	Oct. 13–16 (hunting hours end at 12 noon)	Antlerless Only	Oct. 13–16 (hunting hours end at 12 noon)	Antlerless Only		
Blue Mound (70D), Governor Dodge (70C), and Tower Hill State Parks	Oct. 17–Dec. 7	Unlimited EAB regulations apply*	Nov. 19–27	Unlimited EAB regulations apply**	Nov. 28–Dec. 7	Unlimited EAB regulations apply**
	Dec. 8–11	Antlerless Only	Dec. 8–11	Antlerless Only		
	Dec. 12–Jan. 8	Unlimited EAB regulations apply*				

\* **Note:** one buck deer per unused Archery Buck Deer Carcass Tag (without EAB). Also, one buck deer per each unused antlerless or CWD deer carcass tag provided a valid Buck Authorization Sticker is affixed to the back OR an unregistered antlerless deer tagged by the same hunter accompanies the tagged buck deer until both are registered. Also, one antlerless deer per each additional unused antlerless or CWD deer carcass tag.

\*\* **Note:** one buck deer per unused Gun Buck Deer Carcass Tag (without EAB). Also, one buck deer per each unused antlerless or CWD deer carcass tag provided a valid Buck Authorization Sticker is affixed to the back OR an unregistered antlerless deer tagged by the same hunter accompanies the tagged buck deer until both are registered. Also, one antlerless deer per each additional unused antlerless or CWD deer carcass tag.

# Your Investment in Wisconsin's Wildlife 2009–2010


Tracking the Fish & Wildlife (F&W) Account

The \$100 million Fish & Wildlife Account comes from the following sources:

Sources of Revenue	Percent (%)
Fishing and hunting licenses and stamps	67.7
Sport Fish Restoration federal aid	11.1
Misc. grants, donations, and other sources	9.9
Pittman Robertson federal wildlife aid	8.7
Wildlife damage surcharge	2.6

F & W Account:

\$100 million  
(21.1%)



\$474 million total  
DNR costs FY 10

## What did your money accomplish in 2009–2010?

- 1. Managed and monitored wildlife populations:** Working with stakeholders, wildlife staff set harvest quotas, hunting rules, and regulations for several game species. We compiled bird and mammal harvest and age data, waterfowl band returns, and license surveys to assist in season framework and harvest quota development. We piloted the first-ever national surveys for difficult-to-monitor birds including owls, nightjars, marsh birds, and red-shouldered hawks. Research on sharp-tailed grouse populations was begun. Deer population goals in 43 units were raised to help reach a statewide overwinter goal of 800,000 deer. Prairie chickens from Minnesota were translocated to Wisconsin to help improve population genetics. The Wisconsin Whitetails Initiative, Wisconsin's largest investment in deer research, was launched. We helped to develop the Mississippi Flyway Plan for managing eastern sandhill cranes. The number of bear permits available increased to 8,910 following a bear population study.
- 2. Enhanced wildlife populations through habitat management:** We worked to maximize the Wild Turkey, Pheasant, and Waterfowl Stamp revenue for critical habitat work. We partnered with other organizations to fund five Farm Bill biologists to help private landowners benefit wildlife. Federal NAWCA grants for wetland habitat conservation were also secured.
- 3. Customer Service:** Operated a 15-hour-per-day customer call center seven days a week that served over 380,000 customers. Provided multilingual communications with customer service representatives speaking Hmong and Spanish. Maintained an easy-to-use automated licensing system and a digital message service.
- 4. Law Enforcement:** Processed over 6,000 hunting and fishing violations. We taught more than 29,000 students in Hunter Education courses and sponsored 108 Learn to Hunt events with over 1,345 participants. Efforts to increase hunting and fishing community diversity through multicultural outreach were pursued.
- 5. Outreach and education:** We developed an action plan to reduce lead impacts on Wisconsin's wildlife. Participation in the National Archery in the Schools Program has continued to climb, and more than 6,000 citizens participated in 98 hearings on wildlife conservation regulations. The Trapper Education program, a joint effort with the Wisconsin Trappers Association, taught 1,100 new trappers.
- 6. Improved access to wildlife on public and private lands:** Over 18,210 acres of land were purchased, of which 90% are open to hunting and fishing. Over 600,000 acres of land on 178 state wildlife areas were managed by the DNR.
- 7. Stocked wildlife for recreation:** 51,000 pheasants were released by the DNR on 71 properties for public hunting.
- 8. Conducted Chronic Wasting Disease (CWD) management:** Provided free CWD testing for 7,418 hunter-killed deer.

## Overview of Regulations in Spanish and Hmong

---

Bien venido al estado de Wisconsin. Wisconsin esta orgulloso de su historia en la protección, conservación y gozo de sus recursos naturales. Nos gustaría que todos tuvieran una experiencia segura y agradable al aire libre. Parte de ser un buen ciudadano al aire libre es saber y seguir las leyes y las regulaciones que gobiernan el uso de nuestros recursos naturales. En Wisconsin las regulaciones de caza, pescas, y otras regulaciones pueden parecer complicadas al principio. Estas regulaciones fueron diseñadas para alcanzar muchos propósitos, incluyendo mejorar la seguridad, proteger las especies contra sobre-cosecha, y buscar una distribución justa de recursos entre todos. Al tomar un poco de extra tiempo para aprender estas regulaciones, nosotros esperamos que usted tenga una experiencia al aire libre más agradable y productiva. Aquí es lo que usted necesita saber:

### **Muchas actividades al aire libre son reguladas en Wisconsin:**

- Caza, pesca, captura, consumo o posesión de una criatura viva.
- Uso de barco, ATV, snowmobile, y arma de fuego.

### **Las regulaciones pueden requerir los siguientes de usted:**

- Una licencia valida para la actividad y mínima edad es requerida.
- límites en el número de pescados o animales capturados en un período. Esto se llama bolsa límite.
- Límites en el período, también llamado *“temporada,”* durante la cual usted puede cazar o pescar.
- Límites en las especies que usted puede cazar o pescar. Muchas especies son *protegidas* y no pueden ser tomadas.
- Límites en los métodos y las clases de equipo que usted puede utilizar para cazar o para pescar.
- Límites en la localización de donde usted puede cazar o pescar. Algunas tierras públicas están abiertas para la caza y la pesca. La mayoría de la tierra, sin embargo, son tierras privadas, y usted necesita la aprobación del dueño para estar en estas propiedades. Si usted está en tierras privadas sin la aprobación del dueño, usted puede ser cargado con una violación por traspaso.

Las regulaciones se publican cada año, y algunas regulaciones cambian del año al año. Para información específica sobre regulaciones, [el personal de habla hispana] [Hmong]-del servicio al cliente está disponible para asistirle al 1-888-WDNR INFO (1-888-936-7463), o usted puede visitar los centros locales de servicio del DNR o visite nuestro sitio en la Net [www.dnr.wi.gov](http://www.dnr.wi.gov)

Se espera que haya cortesía entre los compañeros ciudadanos que disfrutan estar al aire libre. Buena etiqueta al aire libre incluye:

- Saludos amistosos.
- Respetando los límites de propiedades y recibiendo permiso para estar en estas propiedades.
- No ensucie tierras públicas o privadas.
- No caze ni pesque muy cerca de otros. Diferente gente tiene diferentes ideas sobre la cantidad de espacio que se necesita entre ellos. Utilice comunicación respetuosa para llegar a un acuerdo sobre cuánto espacio es apropiado.
- Comparta los recursos con la gente. Las tierras públicas están disponibles para todos.

La ley del hostigamiento al cazador protege a cazadores y a pescadores contra el maltrato de otros. Si usted ha sido maltratado o acosado mientras que usted ha estado cazando o pescando, usted puede llamar 1-800-TIP-WDNR para reportar un incidente o para pedir ayuda. Finalmente, le animamos a que se haga un ciudadano activo en la continuación de proteger nuestros recursos naturales. Los clubes de deportes locales son la mejor manera de involucrarse. Entre en contacto con su centro de servicio local del DNR para los lugares y los nombres de clubes y de acontecimientos.

---



Lub xeev Wisconsin zoo siab tos txais sawvdaws. Wisconsin muaj ntau txoj cai txog kev plob hav zoov, kev nuv ntses, thiab kev txuag peb lub xeev no. Wisconsin xav kom sawvdaws to taub cov cai ua ntej sawvdaws mus plob hav zoov thiab nuv ntses thiaj li tsis muaj teeb meem.

Hauv Wisconsin no, cov cai hais txog kev plob hav zoov thiab kev nuv ntses ntsiv ntau thiab nyuaj heev. Tiamsis cov cai no yog tsim los mus pab kom tsis txhob muaj teeb meem ntawd kev plob hav zoov, pab txuag txhua yam tsiaj, thiab txuag peb lub xeev. Yog sawvdaws siv sijhawm los kawm cov cai no, sawvdaws yuav to taub thiab yuav tsis muaj teeb meem dabsi.

### **Cov cai muaj raws li:**

- Kev plob, kev nuv ntses, kev txhom, kev khaws los yog cia tsiaj muaj sia.
- Kev caij nkoj, caij ATV, snowmobile, thiab kev siv phom.

### **Cai muaj ntxiv raws li:**

- Koj yuav tsum muaj license koj thiab li tau mus plob thiab nuv ntses, thiab koj yuav tsum muaj hnuv nyoog raws txoj cai.
- Muaj txoj cai *kav tsiaj raws hnuv* rau kev nuv ntses thiab tua tsiaj, xws li ib hnuv koj yuav tau pes tsawg tus ntses thiab tsiaj.
- Mauj *caij* los yog *season* rau kev nuv ntses thiab kev plob.
- Muaj cai txwv txiav ib txhia tsiaj tua tsis tau. *Cov tsiaj koj tua thiab yuav tsis tau no yog tsiaj protected*, caiv tsis pub tua.
- Mauj cai qhia txog phom thiab tag nrho khoom siv los mus tua tsiaj thiab nuv ntses. Yam twg siv tau thiab tsis tau.
- Mauj cai qhia txog chaw plob. Wisconsin muaj public land los yog chaw sawvdaws mus plob tau thiab nuv ntses. Tabsis, cov av ntau muaj tswv lwm, private property. Ceev faj sawvdaws hla tsis tau mus rau cov av muaj tswv, yog leejtwg tsis hmloog yuav raug plua, trespassing. Yog koj xav hla mus rau cov av muaj tswv, ua ntej koj yuav hla ntawd koj yuav tau thov ntawv hla ntawd tus tswv ntawd.

Peb muaj cov phau ntawv cai no txhua xyoo rau sawvdaws. Tsis tas li ntawd ib txhia cai hloov xyoo rau xyoo. Peb muaj hmoob txhais lus nyob hauv peb lub loom kam. Thov hu rau 1-888-WDNR INFO thiab saib hauv [dnr.wi.gov](http://dnr.wi.gov). Hu rau hauv peb cov DNR Service Center los tau thiab.

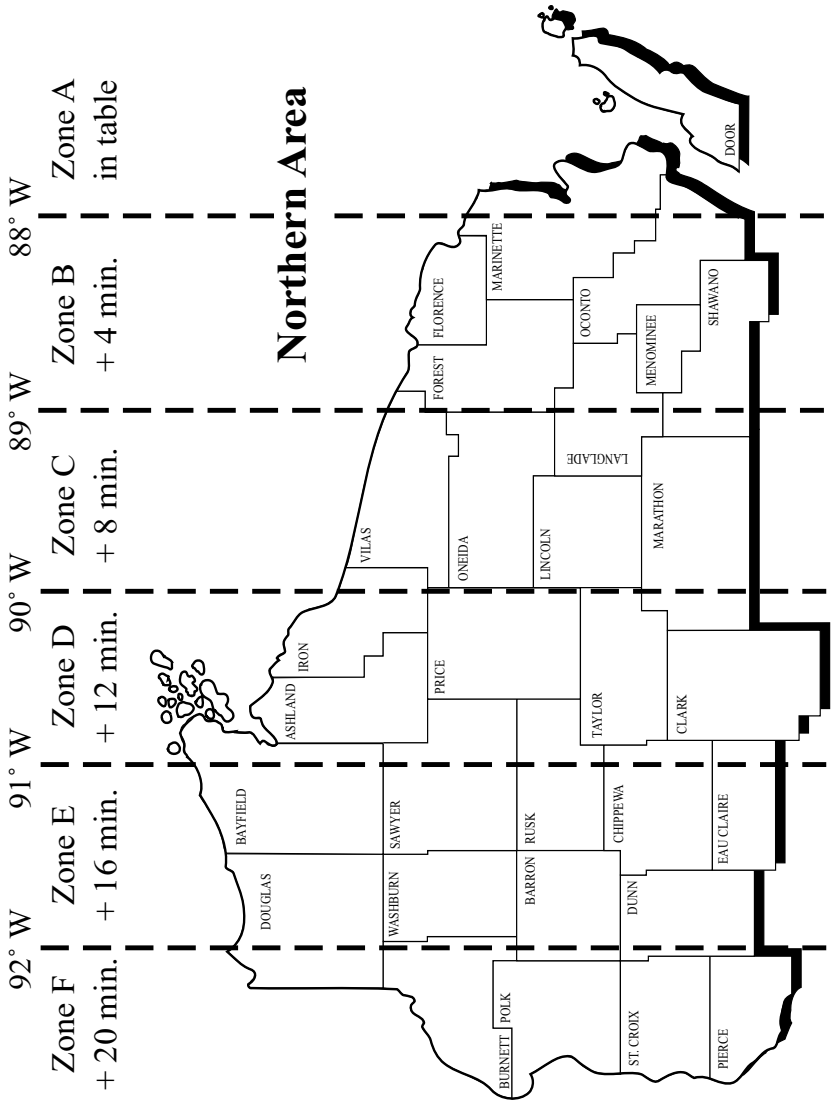
Sawvdaws yuav tau paub ceev faj thiab ua raws li txoj cai. Thiab tau ua zoo rau txhua tus raws li no:

- Sib hu li phooj ywg.
- Paub cai thiab tsis txhob hla mus rau cov av muaj tswv yog koj tsis lus tso cai.
- Tsis txhob pov khib nyiab qhov twg thiab pov rau cov av muaj tswv.
- Tsis txhob tua phom thaib nuv ntses ze ze lwm tus. Sawvdaws yuav tau paub cai thiab sib tham kom to taub thiaj li tsis muaj teeb meem.
- Nkag siab thiab sawvdaws muaj cai ib yam nyob rau hauv cov public lands los yog cov av DNR tso cai.

Peb muaj ib txog cai hu tias Hunter Harrassment law, txog cai no pab tag nrho cov mus plob thiab nuv ntses. Lub sijhawm koj mus plob thiab nuv ntses yog muaj neeg tsim teeb meem thiab ua phem rau koj, thov hu rau 1-800-TIP WDNR. Thaum kawg no, thov caw sawvdaws pab txuag peb lub xeev Wisconsin thiab txhua yam tsiaj. Muaj sporting clubs los yog tej pab neeg qhia txog kev txhuag peb lub lav no. Yog leejtwg xav paub ntxiv thov hu tau rau peb cov DNR Service Center.

# Northern Area Deer Hunting Hours 2011–2012: Zone A

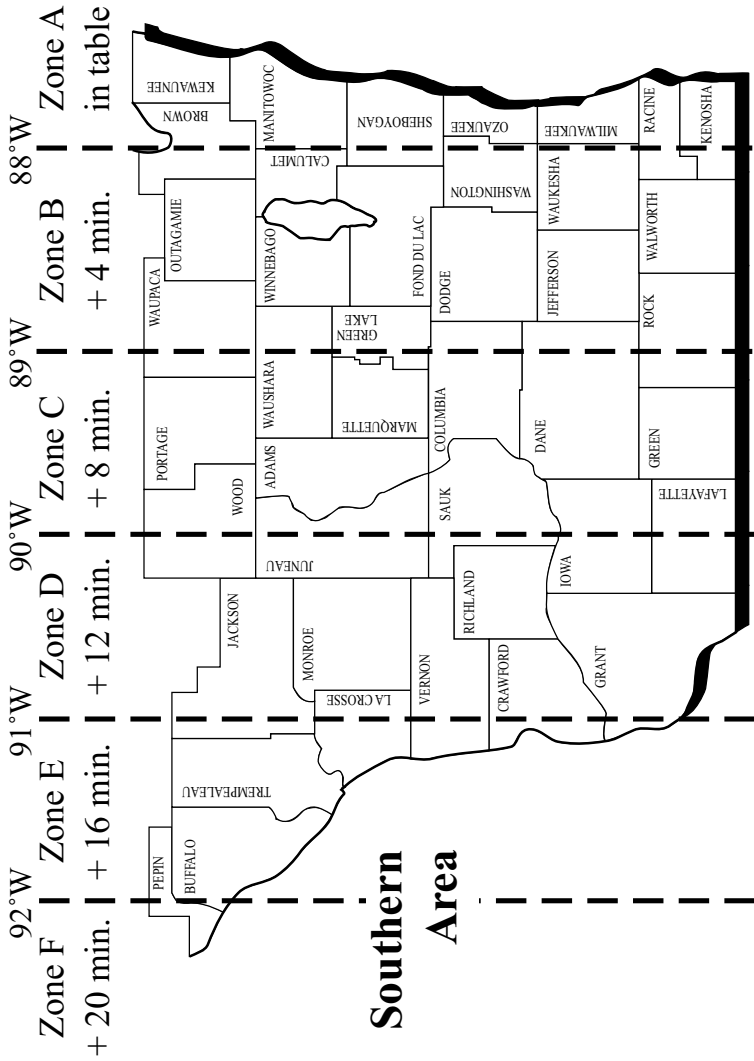
HOURS SHOWN ARE 30 MINUTES BEFORE SUNRISE AND 20 MINUTES AFTER SUNSET.															
	Sept. 2011		Oct. 2011		Nov. 2011		Dec. 2011		Jan. 2012		Feb. 2012		Mar. 2012		
Date	A.M.	P.M.	A.M.	P.M.	A.M.	P.M.	A.M.	P.M.	A.M.	P.M.	A.M.	P.M.	A.M.	P.M.	Date
<b>1</b>	5:41	7:48	6:18	6:51	7:00	5:57	6:40	4:28	7:01	4:36	6:42	5:16	5:58	5:58	<b>1</b>
<b>2</b>	5:42	7:47	6:19	6:49	7:01	5:56	6:41	4:27	7:01	4:37	6:41	5:17	5:56	5:59	<b>2</b>
<b>3</b>	5:43	7:45	6:21	6:47	7:02	5:54	6:42	4:27	7:01	4:38	6:40	5:19	5:54	6:00	<b>3</b>
<b>4</b>	5:45	7:43	6:22	6:45	7:04	5:53	6:44	4:27	7:01	4:39	6:38	5:20	5:52	6:02	<b>4</b>
<b>5</b>	5:46	7:41	6:23	6:43	7:05	5:52	6:45	4:27	7:01	4:40	6:37	5:22	5:50	6:03	<b>5</b>
<b>6</b>	5:47	7:39	6:24	6:41	6:07	4:50	6:46	4:26	7:01	4:41	6:36	5:23	5:49	6:05	<b>6</b>
<b>7</b>	5:48	7:37	6:26	6:39	6:08	4:49	6:47	4:26	7:00	4:42	6:35	5:24	5:47	6:06	<b>7</b>
<b>8</b>	5:50	7:35	6:27	6:38	6:10	4:48	6:48	4:26	7:00	4:44	6:33	5:26	5:45	6:07	<b>8</b>
<b>9</b>	5:51	7:33	6:28	6:36	6:11	4:46	6:49	4:26	7:00	4:45	6:32	5:27	5:43	6:09	<b>9</b>
<b>10</b>	5:52	7:31	6:30	6:34	6:12	4:45	6:50	4:26	7:00	4:46	6:30	5:29	5:41	6:10	<b>10</b>
<b>11</b>	5:53	7:29	6:31	6:32	6:14	4:44	6:51	4:26	6:59	4:47	6:29	5:30	6:39	7:11	<b>11</b>
<b>12</b>	5:54	7:28	6:32	6:30	6:15	4:43	6:51	4:26	6:59	4:48	6:27	5:32	6:37	7:13	<b>12</b>
<b>13</b>	5:56	7:26	6:34	6:28	6:17	4:42	6:52	4:26	6:58	4:49	6:26	5:33	6:36	7:14	<b>13</b>
<b>14</b>	5:57	7:24	6:35	6:27	6:18	4:41	6:53	4:26	6:58	4:51	6:24	5:35	6:34	7:15	<b>14</b>
<b>15</b>	5:58	7:22	6:36	6:25	6:19	4:40	6:54	4:26	6:57	4:52	6:23	5:36	6:32	7:17	<b>15</b>
<b>16</b>	5:59	7:20	6:38	6:23	6:21	4:39	6:55	4:27	6:57	4:53	6:21	5:38	6:30	7:18	<b>16</b>
<b>17</b>	6:01	7:18	6:39	6:21	6:22	4:38	6:55	4:27	6:56	4:55	6:20	5:39	6:28	7:19	<b>17</b>
<b>18</b>	6:02	7:16	6:40	6:20	6:23	4:37	6:56	4:27	6:55	4:56	6:18	5:41	6:26	7:21	<b>18</b>
<b>19</b>	6:03	7:14	6:42	6:18	6:25	4:36	6:57	4:28	6:55	4:57	6:17	5:42	6:24	7:22	<b>19</b>
<b>20</b>	6:04	7:12	6:43	6:16	6:26	4:35	6:57	4:28	6:54	4:59	6:15	5:43	6:22	7:23	<b>20</b>
<b>21</b>	6:06	7:10	6:44	6:14	6:28	4:34	6:58	4:29	6:53	5:00	6:13	5:45	6:20	7:25	<b>21</b>
<b>22</b>	6:07	7:08	6:46	6:13	6:29	4:33	6:58	4:29	6:52	5:01	6:12	5:46	6:18	7:26	<b>22</b>
<b>23</b>	6:08	7:06	6:47	6:11	6:30	4:32	6:59	4:30	6:51	5:03	6:10	5:48	6:17	7:27	<b>23</b>
<b>24</b>	6:09	7:04	6:48	6:10	6:31	4:32	6:59	4:30	6:51	5:04	6:08	5:49	6:15	7:29	<b>24</b>
<b>25</b>	6:11	7:02	6:50	6:08	6:33	4:31	6:59	4:31	6:50	5:06	6:07	5:51	6:13	7:30	<b>25</b>
<b>26</b>	6:12	7:00	6:51	6:06	6:34	4:30	7:00	4:32	6:49	5:07	6:05	5:52	6:11	7:31	<b>26</b>
<b>27</b>	6:13	6:58	6:53	6:05	6:35	4:30	7:00	4:32	6:48	5:08	6:03	5:53	6:09	7:33	<b>27</b>
<b>28</b>	6:14	6:57	6:54	6:03	6:37	4:29	7:00	4:33	6:47	5:10	6:01	5:55	6:07	7:34	<b>28</b>
<b>29</b>	6:16	6:55	6:55	6:02	6:38	4:29	7:01	4:34	6:46	5:11	6:00	5:56	6:05	7:35	<b>29</b>
<b>30</b>	6:17	6:53	6:57	6:00	6:39	4:28	7:01	4:35	6:44	5:13			6:03	7:36	<b>30</b>
<b>31</b>			6:58	5:59			7:01	4:35	6:43	5:14			6:01	7:38	<b>31</b>




**Calculating Hunting Hours:** Determine your location in the Northern Area and add the minutes shown for the zone in which you are hunting to the opening and closing times listed in the Northern Area Hunting Hours table (page 50).

# Southern Area Deer Hunting Hours 2011–2012: Zone A

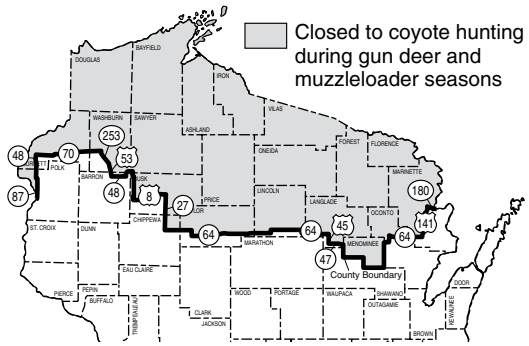
HOURS SHOWN ARE 30 MINUTES BEFORE SUNRISE AND 20 MINUTES AFTER SUNSET.															
	Sept. 2011		Oct. 2011		Nov. 2011		Dec. 2011		Jan. 2012		Feb. 2012		Mar. 2012		
Date	A.M.	P.M.	A.M.	P.M.	A.M.	P.M.	A.M.	P.M.	A.M.	P.M.	A.M.	P.M.	A.M.	P.M.	Date
<b>1</b>	5:44	7:47	6:18	6:52	6:57	6:02	6:34	4:35	6:55	4:44	6:38	5:21	5:57	6:00	<b>1</b>
<b>2</b>	5:45	7:45	6:19	6:51	6:58	6:01	6:36	4:35	6:55	4:45	6:37	5:23	5:55	6:02	<b>2</b>
<b>3</b>	5:46	7:43	6:21	6:49	6:59	5:59	6:37	4:34	6:55	4:46	6:36	5:24	5:53	6:03	<b>3</b>
<b>4</b>	5:48	7:42	6:22	6:47	7:00	5:58	6:38	4:34	6:55	4:47	6:35	5:25	5:52	6:04	<b>4</b>
<b>5</b>	5:49	7:40	6:23	6:45	7:02	5:57	6:39	4:34	6:55	4:48	6:34	5:27	5:50	6:05	<b>5</b>
<b>6</b>	5:50	7:38	6:24	6:43	6:03	4:55	6:40	4:34	6:55	4:49	6:32	5:28	5:48	6:07	<b>6</b>
<b>7</b>	5:51	7:36	6:25	6:42	6:04	4:54	6:41	4:34	6:54	4:50	6:31	5:29	5:46	6:08	<b>7</b>
<b>8</b>	5:52	7:34	6:26	6:40	6:06	4:53	6:42	4:34	6:54	4:51	6:30	5:31	5:45	6:09	<b>8</b>
<b>9</b>	5:53	7:33	6:28	6:38	6:07	4:52	6:43	4:34	6:54	4:52	6:29	5:32	5:43	6:10	<b>9</b>
<b>10</b>	5:54	7:31	6:29	6:36	6:08	4:51	6:43	4:34	6:54	4:53	6:27	5:34	5:41	6:12	<b>10</b>
<b>11</b>	5:55	7:29	6:30	6:35	6:10	4:50	6:44	4:34	6:53	4:54	6:26	5:35	6:39	7:13	<b>11</b>
<b>12</b>	5:57	7:27	6:31	6:33	6:11	4:49	6:45	4:34	6:53	4:55	6:25	5:36	6:38	7:14	<b>12</b>
<b>13</b>	5:58	7:25	6:32	6:31	6:12	4:48	6:46	4:34	6:53	4:57	6:23	5:38	6:36	7:15	<b>13</b>
<b>14</b>	5:59	7:23	6:34	6:30	6:14	4:47	6:47	4:34	6:52	4:58	6:22	5:39	6:34	7:17	<b>14</b>
<b>15</b>	6:00	7:22	6:35	6:28	6:15	4:46	6:48	4:34	6:52	4:59	6:20	5:40	6:32	7:18	<b>15</b>
<b>16</b>	6:01	7:20	6:36	6:26	6:16	4:45	6:48	4:35	6:51	5:00	6:19	5:42	6:30	7:19	<b>16</b>
<b>17</b>	6:02	7:18	6:37	6:25	6:17	4:44	6:49	4:35	6:51	5:01	6:17	5:43	6:29	7:20	<b>17</b>
<b>18</b>	6:03	7:16	6:39	6:23	6:19	4:43	6:50	4:35	6:50	5:03	6:16	5:44	6:27	7:21	<b>18</b>
<b>19</b>	6:04	7:14	6:40	6:21	6:20	4:42	6:50	4:36	6:50	5:04	6:14	5:46	6:25	7:23	<b>19</b>
<b>20</b>	6:06	7:12	6:41	6:20	6:21	4:41	6:51	4:36	6:49	5:05	6:13	5:47	6:23	7:24	<b>20</b>
<b>21</b>	6:07	7:11	6:42	6:18	6:23	4:41	6:51	4:37	6:48	5:07	6:11	5:48	6:21	7:25	<b>21</b>
<b>22</b>	6:08	7:09	6:44	6:17	6:24	4:40	6:52	4:37	6:47	5:08	6:10	5:50	6:20	7:26	<b>22</b>
<b>23</b>	6:09	7:07	6:45	6:15	6:25	4:39	6:52	4:38	6:47	5:09	6:08	5:51	6:18	7:28	<b>23</b>
<b>24</b>	6:10	7:05	6:46	6:13	6:26	4:39	6:53	4:38	6:46	5:10	6:07	5:52	6:16	7:29	<b>24</b>
<b>25</b>	6:11	7:03	6:47	6:12	6:27	4:38	6:53	4:39	6:45	5:12	6:05	5:54	6:14	7:30	<b>25</b>
<b>26</b>	6:12	7:01	6:49	6:10	6:29	4:37	6:53	4:39	6:44	5:13	6:03	5:55	6:12	7:31	<b>26</b>
<b>27</b>	6:14	7:00	6:50	6:09	6:30	4:37	6:54	4:40	6:43	5:14	6:02	5:56	6:11	7:32	<b>27</b>
<b>28</b>	6:15	6:58	6:51	6:08	6:31	4:36	6:54	4:41	6:42	5:16	6:00	5:58	6:09	7:34	<b>28</b>
<b>29</b>	6:16	6:56	6:53	6:06	6:32	4:36	6:54	4:42	6:41	5:17	5:58	5:59	6:07	7:35	<b>29</b>
<b>30</b>	6:17	6:54	6:54	6:05	6:33	4:35	6:54	4:42	6:40	5:19			6:05	7:36	<b>30</b>
<b>31</b>			6:55	6:03			6:55	4:43	6:39	5:20			6:03	7:37	<b>31</b>



**Calculating Hunting Hours:** Determine your location in the Southern Area and add the minutes shown in the zone in which you are hunting to the opening and closing times listed for the Southern Area Hunting Hours table (page 52).



**Coyote Season** is open all year statewide, *except* in northern Wisconsin where it closes for the 19 day period of the regular gun deer and muzzleloader deer seasons, as well as the Dec. 8–11 antlerless-only deer hunt. Coyote season is open during the October 8–9 youth gun deer hunt.



**Night Hunting:** Coyote, fox, raccoon, and unprotected species may be hunted *without* hunting hour restrictions except:

1. During the bow deer seasons when hunting hours listed on pages 50–53 apply to bow hunting all species.
2. During the regular gun deer season from November 19–November 27 when normal hunting hours apply to hunting all species.

**Note:** coyote, fox, and raccoon may be hunted at night during the muzzleloader season, CWD deer gun seasons, youth hunt, and 4-day antlerless-only December gun hunt.

Blaze orange requirements do not apply to those hunters participating in legal night hunting from ½ hour after sunset to ½ hour before sunrise.

**European wild hogs** and **Russian wild boars** are not common nor are they native to Wisconsin. These animals damage the environment, pose health risks to native wildlife and domestic livestock, and have been known to out-compete native wildlife for food and resources.

**You may legally shoot a wild or feral hog year round if:**

1. You are a landowner with or without a hunting license and you see a wild hog on your property, or
2. You have a small game license, or
3. You have an archery license and are hunting with a bow, or
4. You have first contacted the DNR for verbal authorization and turn the hog over to the DNR if you do not have a small game license.

While deer hunting this year, please help the DNR address this potentially harmful non-native species. Please consider shooting any wild hogs you see while out in the field this fall and report any sightings to the local Warden or wildlife manager.

**Note:** an unconfined hog in the wild may not be a wild hog. It is your responsibility to know what you are shooting.

# Wildlife Violator Compact

---

- Wisconsin is a participating member of the **Wildlife Violator Compact**. The Wildlife Violator Compact is an agreement between participating states that prohibits a person who has had their hunting, fishing, or trapping privileges suspended in one participating state from obtaining licenses or permits, or participating in those activities in all participating states.
    - If your hunting, trapping, or fishing privileges are suspended or revoked for a fish or wildlife related violation by any of the member states after April 15, 2008, you may not engage in those activities in Wisconsin or purchase any license, permit, or tag that authorizes those activities in Wisconsin during the period of the revocation or suspension.
    - If a person is cited for a wildlife violation in Wisconsin and fails to pay or appear in court, Wisconsin will revoke all of that person's hunting, fishing, and trapping privileges and will communicate that information to that person's home state and other participating states. **The participating states include:** AK, AL, AZ, CA, CO, FL, GA, IA, ID, IL, IN, KS, KY, LA, MD, MI, MN, MO, MS, MT, ND, NM, NV, NY, OH, OK, OR, PA, SD, TN, TX, UT, WA, WI, WV, and WY. Additional states may have joined the compact since the printing of this pamphlet.
- 

## Support Ethical Responsible Hunting • Report Violations

**CALL:** 1-800-TIP-WDNR (1-800-847-9367; toll free) or #367 from your cell phone (free for U.S. Cellular customers). **Note:** this is NOT an information number. **TEXT:** Text a tip to TIP-411 (847-411), only available from 7 am - 10 pm. Standard text rates apply. **EMAIL:** [le.hotline@wisconsin.gov](mailto:le.hotline@wisconsin.gov)

---



**Hunt.  
Harvest.  
Help.**

For the latest news and research on Chronic Wasting Disease (CWD), or information on Wisconsin's CWD Response Plan, please visit **KnowCWD.com!**

## Questions?

---

**Call the DNR Call Center toll-free at:**

1-888-WDNR INFO (1-888-936-7463) • local 608-266-2621.

Staff are available 7 days a week from 7:00 a.m. until 10:00 p.m.

*Spanish and Hmong are spoken*

**[dnr.wi.gov](http://dnr.wi.gov)**

**General mailing address:**

Department of Natural Resources  
P.O. Box 7921, Madison, WI 53707



Scan the QR Code (at left) with your Smartphone to access the DNR Call Center phone number

The content of this pamphlet was prepared by the Department of Natural Resources. Part of the printing costs were generously paid for by these organizations and companies.



5705 Grant Creek Road  
Missoula, Montana 59808  
800-CALL ELK  
[www.elkfoundation.org](http://www.elkfoundation.org)



*Serving The Sportsman  
For Over 50 Years!*

P.O. Box 1199  
Appleton, WI 54912-1199  
[www.fleetfarm.com](http://www.fleetfarm.com)



Blains Farm & Fleet stores  
P.O. Box 391  
Janesville, WI 53547  
[www.farmandfleet.com](http://www.farmandfleet.com)



Visit our website:  
[www.sciwi.org](http://www.sciwi.org)



Whitetails Unlimited  
National Headquarters  
P.O. Box 720  
Sturgeon Bay, WI 54235  
920-743-6777

The Wisconsin Department of Natural Resources provides equal opportunity in its employment, programs, services, and functions under an Affirmative Action Plan. If you have any questions, please write to Equal Opportunity Office, Department of the Interior, Washington, D.C. 20240.



The Department of Natural Resources is committed to serving people with disabilities. If you need this information in an alternative format, please call 608-266-8204.